

# Classic 1915-1983 Index

A	
ADVANCE UNIT.....	671,672
AIR CLEANER.....	707-712
Velocity Stack.....	707
AIR FILTER.....	707,708,709,710,711,712
ALLEN SCREW LIST.....	1319
ALTERNATOR	
Cover/Housing.....	700
Conversion Kit.....	698-699
Ring Replacement.....	1263
AXLE.....	773-775
B	
BACKREST.....	648
BAFFLE.....	668
BATTERY.....	699,703-706
Box.....	699,700
Cable.....	705
Carrier.....	703
Cover/Side/Top.....	704
Eliminator.....	697
Terminal Hardware.....	706
BEARING	
Ball.....	505
Cam.....	508-509
Fork Stem.....	617
Speed Mainshaft.....	544
Inner Primary.....	760
Pinion.....	499
Rod.....	496-499
Throw Out.....	560
Wheel.....	781
BELT BUCKLE.....	1325
BELT DRIVE	
Belt.....	568,569,570
Drive Kit.....	568-570
Pulley.....	570
BIKE KITS.....	639-641
BOLT LIST.....	1319
BOOKS.....	1268-1270
BRAKE	
Cable.....	604
Caliper Front.....	594,598,599
Caliper Rear.....	594,595,596,597
Caliper Rebuild.....	597-598
Caliper/Wheel Kit.....	594
Disc.....	594,595,598,599,600,601
Drum.....	584,585,588,603
Drum Sprocket Service.....	1263
Fittings/Bolt.....	591
Forward Controls.....	578,579,582,583,586,587
Glide.....	603
Hose.....	590
Hydraulic.....	588
Lever.....	580
Line.....	590,591,592,593
Master Cylinder(Front).....	1052,1053
Master Cylinder(Rear).....	583,589
Mechanical.....	585
Pad.....	602
Pedal.....	583-585
Pedal Pad.....	573,583-585
Rivet.....	566,690
Rotor.....	594,595,598,599,600,601
Shoe/Spring.....	578,584,608
Sprocket(Rear).....	566
Swingarm Brake Kit.....	595
Switch.....	583,590
Tee/Tube.....	592
BREATHING	
Valve Machining Service.....	1264
BUMPER.....	626
BUSHING LIST.....	1307
C	
CABLE	
Battery.....	705
Brake.....	604

CABLE CONTINUED	
Carburetor.....	715
Choke.....	728
Clamp.....	689,729
Clutch.....	726
Heat Shrink Wrap.....	728
Spark Plug.....	728
Speedometer.....	729,730
Throttle.....	724,725,728
Wire Loom Clip.....	689
Wrap(Chrome).....	725
CALIPER.....	594-599
Rebuild.....	597-598
CAM.....	506-511
Bearing.....	501
Bushing(OHV).....	509
Bushing Replace Service.....	1264
Chest Kit.....	506
Cover.....	506
Gasket/Sealer.....	507,1309
CAPS	
Axle.....	776
Chrome.....	731
Gas.....	732,1202-1204,1235
Hub.....	776
Oil.....	748
CARBURETOR.....	698-723
Bendix.....	720
Cable.....	719,725,727
Dell'Orto.....	720
Intake.....	721-722
Jet.....	719,720
Keihin.....	719
Linkert.....	713-716,717,718,721,722
Linkert Rebuild Service.....	1263
Manifold.....	721-722
Mikuni.....	719,723
S&S.....	711
SU.....	719
Tillotson.....	715
CASE.....	492-493
Case Boring Service.....	1263
Race/Rollers.....	499
Seals.....	498
CHAIN	
Adjuster(Rear).....	774
Adjuster(Primary).....	563
Diamond.....	564
Drive System.....	564
Guard.....	632
Masterlink.....	1055
Oiler.....	764
Primary.....	563
Tensioner.....	563
Tsubaki.....	1054
CHAINGUARD.....	632
CHOKE CABLE.....	728
CIGARETTE LIGHTER.....	1031
CIRCUITBREAKER.....	693
CLAMP	
Cable.....	689,728
Exhaust.....	667
Hose.....	1200,1201
Intake Manifold.....	724
CLEANER.....	1271
CLUTCH	
1941-E1984 FL-FX.....	556
Cable.....	725
Collar.....	558
Control(Handle).....	1041-1051,1052
Drum.....	557
Hub.....	558
Jockey.....	573,574,575,576
Kevlar.....	559
Lever.....	561,726
Mousetrap Eliminator.....	561
Pack Kit.....	557

CLUTCH CONTINUED	
Pedal.....	574,575,580,581,582,584,585-587
Pedal Pad.....	573,580
Plate.....	556
Police Kit.....	576
Pressure Plate.....	557
Pushrod(4Speed).....	560
Release(4Speed).....	560-561
Rivet.....	585,590
Rocker.....	574
Rod/Pawl.....	560-561,579
Spring.....	558,560
Throwout.....	560
COIL.....	672,673
COIN HOLDER.....	1031
CONDENSER.....	674
CONNECTING ROD.....	496-497
CONNECTOR(Wire).....	1290-1292
COTTER PIN LIST.....	1316
COUNTERSHAFT	
4 Speed.....	545
Sprocket(Rear).....	546
COWL.....	615
CRANKCASE.....	492-493
Bearing.....	497,498
Breather Kit.....	505
CRANK PIN.....	497
CRANKSHAFT.....	498
Balancing Service.....	1263
CUSTOMIZER KIT.....	731,732
CYLINDER	
Base Nut(1936-85).....	520
Boring Service.....	1260
Gasket.....	532,533,536,1308,1312
Knucklehead.....	533,536
Shovelhead/Panhead.....	532,537
Sleeving.....	1260
Top End Kit (Shovelhead).....	536
D	
DASH.....	737-739
Decal.....	737
Divider.....	735
Wiring.....	694,695
Dash Panel.....	737,739,740
Oil Tank.....	747
DECO TRIM.....	781
DIPSTICK.....	746,748
DISPLAY STAND.....	631,1266
DOWEL PIN LIST.....	628
DISTRIBUTOR.....	676
DRAIN PLUG	
Fork.....	610
Oil.....	492,552
Engine.....	492,552
DRESS UP KIT.....	731-732
E	
ELECTRICAL	
Battery.....	703-706
Circuit Breaker.....	693
Coil.....	672,673,677,679
Fuse Holder.....	693
Ignition.....	669-673
Spark Plug.....	674,682-683
Starter.....	684,685
Switch.....	690,692
Terminal.....	693
Wiring.....	694-695
EMBLEM.....	646,781,1206,1208,1209
Mount.....	725,1208,1209
ENGINE	
Bar/Leggin.....	630
Bushing List.....	1307
Case.....	492-493
Drain Plug.....	492,552
Equalizer Plate.....	571
Flywheel.....	494-495
Gasket List.....	1308-1315

**ENGINE CONTINUED**

Head.....	532,533
Knucklehead.....	486-487
Long Block.....	486-490
Mount.....	490
Offset Sprocket.....	562
Panhead.....	488
Race.....	499
Remanufacture Service.....	1260
Roller.....	496,497
Seal.....	498,1316
Sealant.....	1271
Short Block.....	490
Shovelhead.....	493
Skid Plate.....	645,649
Spacer.....	600
Sprocket.....	562
Stroker Kit.....	495
Throwout Bearing.....	560
<b>EXHAUST.....</b>	<b>653-668</b>
Baffle.....	668
Clamp.....	659,660,661,663,665,667
Components(1936-69).....	659
Cross Over.....	656,659
Dual.....	656,659
Extension.....	663
Fishtail.....	664
Flex Cover.....	666
Gasket.....	668
Heat Shield.....	666
Knucklehead.....	658
Mount.....	654,657,663,664
Muffler.....	653-655
Panhead.....	661
Port Replacement.....	1265
Repair.....	668
Shovelhead.....	660
Tip.....	653,656,664
Upsweep.....	655

**F**

<b>FENDER.....</b>	<b>620-627</b>
Bumper.....	626
Dress Trim.....	621,622,623,626
Emblem.....	781
Front.....	620,621,622
Glide.....	620
Light.....	1129-1132
Mud Flap.....	622
Pad(Seat).....	1240
Rail.....	626
Rear.....	623-625
Rivet.....	621,622
Spring Fork.....	621,622,1219,1220
Strut.....	624,625
Trim/Tip.....	620,621,622,623,626-627
<b>FILTER</b>	
Air.....	707,708,709,710,711,712
Fuel.....	1199
Oil.....	754-756
<b>FLASHER.....</b>	<b>692</b>
<b>FLYWHEEL.....</b>	<b>494-495,524</b>
Balancing Service.....	1262
Remanufacture Service.....	1261
Stroker Kit.....	495
<b>FOOTBOARD.....</b>	<b>1076-1082</b>
<b>FOOTPEG.....</b>	<b>1058-1060,1064-1068,1070-1074</b>
Extender.....	1068
Heel Rest.....	1060
Relocate.....	1059

**FILTER**

Air.....	707,708,709,710,711,712
Fuel.....	1199
Oil.....	754-756

**FLASHER.....**

<b>FLYWHEEL.....</b>	<b>494-495,524</b>
----------------------	--------------------

Balancing Service.....	1262
Remanufacture Service.....	1261
Stroker Kit.....	495

<b>FOOTBOARD.....</b>	<b>1076-1082</b>
-----------------------	------------------

<b>FOOTPEG.....</b>	<b>1058-1060,1064-1068,1070-1074</b>
---------------------	--------------------------------------

Extender.....	1068
Heel Rest.....	1060
Relocate.....	1059

<b>FORK.....</b>	<b>605-615</b>
------------------	----------------

Adjustable.....	605
Boot.....	611
Brace.....	612
Cover.....	615,1091-1094
Cowl.....	615,1091,1094,1095
Damper/Knob.....	604,610
Drain Plug.....	610

**FORK CONTINUED**

Glide.....	606,607,608
Headlamp Cowl.....	615,1091,1094,1095
Installation Kit.....	606,607
Internals.....	610
Leg Assembly.....	608,609
Leg Bushing Service.....	1265
Leg Sets.....	608,609
Lock Tab List.....	1317
Neck Kit.....	616,617
Nut (Top).....	616
Oil.....	1272
Panel.....	615
Plug.....	605,606,608,613
Riser.....	618,1036-1043
Seal.....	612
Slider.....	608-609
Spring Fork.....	785-786
Spring Fork Rebuild Service.....	1265
Spring.....	611
Stem Nut/Cover.....	608,614,615
Triple Tree.....	608,614
Tube and Slider.....	608,609
<b>FORK TUBE.....</b>	<b>608,609</b>

**FORWARD CONTROL**

Jockey.....	573,574,575,576
-------------	-----------------

**FRAME**

Bike Kit.....	639-644
Component.....	648-649
Covers.....	631
Guard/Bar.....	630
Hardtail.....	645
Knucklehead.....	638-639
Neck.....	616-617,649
Pan/Shovelhead(Rigid).....	641,644
Rolling Chassis.....	636,639,641
Skid Plate.....	645,649
Stand.....	628,631
Swingarm (Frame).....	644
Swingarm.....	647
Wishbone.....	643

**FRONT END**

Damper.....	604,610
Glide.....	605,606,614
Spring Fork.....	785-786
Spring Fork Rebuild.....	1265

**FUEL**

Filter.....	1199
Line.....	1200-1201
Petcock.....	1196,1197,1198
Shut Off.....	1199
<b>FUSE HOLDER.....</b>	<b>693</b>

**G****GAS**

Cap.....	732,1202-1207,1235
Decal.....	1209
Divider.....	735
Emblem.....	646,1208,1209
Mount.....	735,1208,1209
Gasket (Cap).....	1312
Line.....	1199,1200,1201
Mount.....	733,736
Petcock.....	1196-1198
Repair/Sealant.....	733,1272
Shut Off.....	733,1199
Tank.....	646,733-734
Trim.....	735,1208-1209

**GASKET**

Air Cleaner.....	1313
Cam Cover.....	1313
Carburetor.....	1313
Cometic.....	1313
Cylinder.....	532,533,1308,1312
Derby Cover.....	1310
Distributor Base.....	1310
Engine.....	185,186
Exhaust.....	1310
Gasket List.....	1308-1313

**GASKET CONTINUED**

Gas Tank Cap.....	1312
Generator.....	1312
Head.....	1309
Ignition.....	1308
Inspection.....	1310
Manifold.....	1313
Master Cylinder.....	1312
Oil Pump.....	1309
Pushrod.....	1309
Primary.....	451,452,1309,1310
Rocker.....	1308
Sealant.....	1271
Tail Lamp.....	1312
Tappet Guide.....	1308
Top End.....	185,186
Transmission.....	1311

**GASKET KIT**

Bendix.....	720
Keihin.....	719
Knucklehead.....	523,536
Linkert.....	715
Panhead.....	537
Shovelhead.....	537
Transmission(Speed).....	549

**GAUGE**

Dipstick.....	741-745
Oil.....	746,748
Speedometer.....	747
Tachometer.....	576,741-745
.....	742

**GENERATOR.....**

Conversion.....	698-699
Rebuild.....	699
.....	698-699,1265

<b>GOGGLE.....</b>	<b>1271</b>
--------------------	-------------

**H**

<b>HANDLEBAR.....</b>	<b>619,794,795,796,1023-1031</b>
-----------------------	----------------------------------

Clamp Cover.....	604,618
Control/Switch.....	690,1050-1051
Damper.....	604,1039-1040
End Plug.....	619
Glide.....	619
Grip.....	619,794
Lever.....	726
Riser.....	618
Throttle.....	724,725,727,728
Two Piece.....	619
Wiring.....	690,694,695

<b>HANDLEBAR GRIP.....</b>	<b>619,794</b>
----------------------------	----------------

Cover(Leather).....	1086
---------------------	------

<b>HANDSHIFT.....</b>	<b>575-577</b>
-----------------------	----------------

<b>HARDTAIL.....</b>	<b>647</b>
----------------------	------------

<b>HARDWARE KIT.....</b>	<b>491,731-732</b>
--------------------------	--------------------

<b>HEADLAMP.....</b>	<b>1091-1093,1095-1109</b>
----------------------	----------------------------

Bates.....	1099
Bracket.....	1101,1104,1108,1109,1220
Bulb.....	1206,1207
Connector.....	1096
Cowl.....	1091,1095
Cycle Ray.....	1105
Fork Cover Set.....	1094
HID.....	1104
Internal.....	1091,1101
Rim.....	1091,1092,1095,1102
Spring Fork.....	1114
Visor/Trim.....	1095,1096,1101,1102
.....	1103,1106,1107

**HEAD**

Bolt.....	520,525,533
Gasket.....	519,1297
Knucklehead.....	533
Panhead.....	537
Remanufacture Service.....	1264
Shovelhead.....	532-533
Top End Kit (Shovelhead).....	537

<b>HEATSHIELD.....</b>	<b>666</b>
------------------------	------------

<b>HELICOIL SERVICE.....</b>	<b>1264</b>
------------------------------	-------------

<b>HIGHWAY BAR.....</b>	<b>1056,1058</b>
-------------------------	------------------

<b>HORN</b> .....	1170,1174
Switch.....	690
<b>HOSE</b> .....	751,1201
<b>HUB</b> .....	765,770,771
Cap.....	776
Clutch.....	558,570

**I**

<b>IGNITION</b> .....	669-673
Advance Unit.....	671-672
Coil.....	672,673,677,679
Condenser.....	674
Digital.....	673
Distributor.....	675-676
Electric Start Kit.....	684
Magneto.....	1294-1296
Module.....	672
Points.....	669,674
Spark Plug.....	674,682-683
Switch.....	691-692
System.....	670,672
Timing Plug.....	679
Tune Up.....	674
Weight Spring.....	671
Wiring.....	694-699
<b>INDICATOR LAMP</b> .....	1168
<b>INSPECTION COVER</b> .....	762
<b>INSPECTION TAG</b> .....	1120
<b>INTAKE</b> .....	721-722

**J**

<b>JET</b> .....	721,722
<b>JOCKEY</b> .....	573,574,575,576

**K**

<b>KEY CHAIN/KEY HOLDER</b> .....	1324,1325
<b>KEY</b> .....	1317
<b>KIT BIKE</b> .....	634-635,636,639,640,641
<b>KICKSTAND</b> .....	628-629
<b>KICKSTART</b> .....	550-555
Arm.....	551,554
Bushing.....	551,553
Conversion.....	540
Cover.....	553
4 Speed.....	550-553
Pedal.....	555
Ratchet(Gear).....	551
Shaft.....	551
3 and 4 Speed.....	550
<b>KROMMET</b> .....	781,1145,1146

**L**

<b>LAPEL PIN</b> .....	1324
<b>LEN</b> .....	1137,1139,1153
<b>LEVER</b> .....	1041-1046
Handle Assembly.....	726
<b>LICENSE HOLDER</b> .....	1142-1144
<b>LIFTER/TAPPET</b> .....	512-513
Base(Knucklehead).....	525-526
Base(Panhead/Shovelhead).....	512-513
<b>LIFT</b> .....	1273-1274
<b>LIGHT</b> .....	1091-1169
Bar.....	1153
Bulbs.....	1106,1141-1142,1168
Fender.....	1169
Gasket.....	1165
Headlamp.....	1091-1093,1095-1109
Indicator.....	1101,1184
Marker.....	1148-1151,1154
Reflector.....	1166
Signal.....	1155-1164
Spotlamp.....	1110-1115
Tachometer/Speedometer.....	1168
Tail Lamp.....	1116-1138
Turn Signal.....	1155-1164
<b>LOCK TAB LIST</b> .....	1317
<b>LONG BLOCK SERVICE</b> .....	1260
<b>LOCKWASHER</b> .....	1320
<b>LUGGAGE RACK</b> .....	782,828

**M**

<b>MAGNETO</b> .....	1294-1296
----------------------	-----------

<b>MAINSHAFT</b> .....	
4-Speed.....	544
Gasket.....	549
Seal/Spacer.....	549
<b>MANIFOLD</b> .....	721-722
<b>MANUALS</b> .....	1268-1270
<b>MARKER LAMP</b> .....	1148-1150
<b>MASTER CYLINDER</b> .....	
Front.....	1052,1053
Rear.....	583,589
Rebuild.....	1053
<b>MIRROR</b> .....	1176-1195
Metric Adapter.....	1195
<b>MODULE</b> .....	672-673
<b>MOTOR MOUNT</b> .....	491
<b>MOTOR PLAQUE</b> .....	565,1328
<b>MOTOR SHOP SERVICES</b> .....	1260-1265
<b>MOTOR SHOP SERVICE</b> .....	

Alternator Ring Replacement.....	1263
Breather Valve Machining.....	1265
Cam Bushing Big Twin.....	1264
Case Boring.....	1263
Crankshaft Balance.....	1263
Cylinder Boring.....	1260
Cylinder Sleaving.....	1260
Engine Remanufacture.....	1260
Exhaust Port Replacement.....	1265
Flywheel Balancing.....	1262
Flywheel Assembly.....	1261
Flywheel Remanufacture.....	1261
Fork Leg Bushing Install.....	1265
4/5 Speed Rebuild.....	1265
5/6 Speed Conversion Service.....	1265
Generator Rebuild.....	1263
Head Remanufacture.....	1264
Head Resurface.....	1264
Linkert Rebuild Service.....	1263
Long Block Remanufacture.....	1260
Magneto Rebuild.....	1294
Short Block Remanufacture.....	1260
Spark Plug Helicoil Service.....	1264
Spring Fork Rebuild.....	1265
Transmission Remanufacture.....	1265
Valve Seat Service.....	1264
Wheel Truing/Build.....	1265
<b>MOTORCYCLE COVER</b> .....	1266
<b>MUD FLAP</b> .....	621,622
<b>MUFFLER</b> .....	653-665

**N**

<b>NECK CUP KIT</b> .....	616-617
<b>NUT LIST</b> .....	1321,1322

**O**

<b>O-RING LIST</b> .....	1314
<b>OFFSET KIT</b> .....	565
<b>OIL</b> .....	
Cap.....	748
Cooler.....	753
Dipstick.....	746
Drain Plug.....	492,552
Filter.....	754-756
Fitting.....	750,751,752,753
Gauge.....	753
Line.....	525,751
Line (Knucklehead).....	525
Oil (Quarts).....	1271
Pressure.....	692,753
Pump.....	502-504
Seal.....	503
Tank.....	746-747

**P**

<b>PATCHES (CLOTH)</b> .....	1323
<b>PARTS MANUAL</b> .....	1268-1270
<b>PEDAL PAD</b> .....	583,587
<b>PEG</b> .....	1058-1060,1064-1068,1070-1074
<b>PETCOCK</b> .....	1196-1198
Screen.....	1196
<b>PILLION PAD</b> .....	1240

<b>PIN LIST</b> .....	1316
Dowel.....	1316
<b>PINION</b> .....	495,534-535
Cage/Roller.....	499,500
Hardware.....	501
Shaft.....	499
<b>PIPES</b> .....	653-655
<b>PISTON</b> .....	495,534-535
Panhead/Shovelhead Kit.....	532,533
Ring.....	534,535
Stroker Kit/Big Bore.....	534

<b>PLUGS</b> .....	
Case.....	492
Handlebar End Plug.....	619
Fork.....	605,606,608
Magnetic.....	552,750
Oil Tank.....	750
Spark.....	674,680-683
Timing.....	669,670
Transmission Fill.....	552
<b>POINTS</b> .....	669,671,674
Conversion Kit.....	671
Cover.....	669

<b>POLICE</b> .....	
Decal.....	576
Shifter.....	576
Siren.....	576
Speedometer.....	576
<b>POLISH/CLEANER</b> .....	1271
<b>PRIMARY</b> .....	757-764
Case Saver.....	686,760
Chain/Oiler.....	564,764
Chain Tensioner.....	563
Derby.....	761-762
Dress Up Kit.....	758
Drive Kit.....	564
Equalizer Plate.....	601
Gasket.....	758,760,761,763,764,1309,1313
Inner.....	757,759,760,764
Inspection Cover.....	762
Outer.....	757,758,763
<b>PULLEY</b> .....	568,569,570
<b>PUSHROD</b> .....	514,516,526

Clutch.....	560
Cover.....	515,516
Engine.....	513,514
Knucklehead.....	526
Seal.....	1315
<b>RACE</b> .....	
Case.....	499
Rod.....	494
<b>RAIL</b> .....	
Fender.....	626
Sissy Bar.....	652
<b>RATCHET TOP</b> .....	547
<b>REFLECTOR</b> .....	1166
<b>REGISTRATION TAG</b> .....	1120
<b>REGULATOR</b> .....	696,697,698
<b>RELAY</b> .....	700
Generator.....	698-699
Starter.....	689
<b>RIM</b> .....	767,769
<b>RING</b> .....	534
<b>RISER</b> .....	618,1035-1038
Spring Fork.....	792-793
<b>RIVET</b> .....	585,590,621
<b>ROCKER</b> .....	
Arm.....	522,523,526
Box/Line (Shovelhead).....	521
Cover.....	521
Knucklehead.....	526
Overhead Oiler.....	749
Panhead.....	518
Shovelhead.....	520-521
<b>ROD</b> .....	
Bearing/Roller.....	496,497
Brake.....	484,585

**ROD CONTINUED**

Clutch.....	560-561
Connecting.....	496
Roller Cage.....	496,497
Shift.....	560,561,577,579

**ROLL PIN LIST.....1316****ROLLER**

Cage.....	496,497
Countershaft.....	543
OHV.....	499
Tappet.....	512
Transmission.....	543

**ROLLING CHASSIS.....636,639,641****ROTARY TOP.....546****ROTOR**

Brake.....	594,595,598,599,600,601
------------	-------------------------

**S****SADDLEBAG.....778,779,880**

Relocation (Signal).....	1162,1163
Trim and Rail.....	778,779

**SCREW LIST.....1322****SEAL LIST.....1315,1316****SEALANT.....1271****SEAT**

Buddy.....	1253,1254
Police.....	1249-1252
Rear Pads.....	1240
Rigid.....	1235,1236
Solo.....	472,1236-1239,1241,1242,1243, 1245,1246,1249-1250
Springs.....	1248

**SERVICE MANUAL.....1268-1270****SHIFT**

Arm.....	580
Bracket.....	581
Fork (5 Speed).....	548
Forward Control.....	578-587
Hand.....	575-577
Jockey.....	583,585-586
Knob.....	572
Lever.....	572,573,575,576,580
Linkage/Rod.....	560,561,577,579,580
Mousetrap.....	579
Pad(Shift Pedal).....	572
Pawl.....	546
Peg.....	580
Replica Kit.....	578
Rod.....	560-561,579
Slap Stick.....	583

**SHIM LIST.....1307****SHOCK.....650-651****SHOP SERVICES.....1260-1265****SHORT BLOCK.....490****SHOW BIKE KITS.....731-732****SIGNAL.....1155-1167****SIREN.....576****SISSY BAR.....642****SKID PLATE.....638,649****SKULL STUFF.....1017-1022****SLAPSTICK.....513****SLIDER.....608-609****SOLENOID.....688****SPACER LIST.....1320**

OHV Internal.....	498
-------------------	-----

**SPARK PLUG.....674,682-688**

HeliCoil Installation.....	1264
Wire.....	681

**SPEEDOMETER.....576,741-745**

Drive Units.....	730
------------------	-----

**SPOKE.....765****SPOOL WHEEL.....1218****SPOTLAMP.....1110-1115****SPRING FORK.....785-799**

Rebuild.....	1265
--------------	------

**SPRING**

Brake Pedal.....	584,585
Clutch.....	558,560
Fork.....	611

**SPRING CONTINUED**

Kick Starter.....	553
Kickstand.....	629
Relief Valve.....	504
Valve.....	529-530

**SPROCKET.....562-566,567**

Bolt Kit.....	562
Compensator.....	562
Countershaft.....	562
Engine.....	498,562
Nut.....	565
Offset.....	562
Rear.....	566,567
Shaft.....	562
Transmission.....	565

**STARTER.....684-689**

Conversion Kit.....	684
Cover.....	684,688
Drive.....	687
Housing.....	686-687
Lever Starter System.....	688
Relay.....	689
Repair Kit (Prestolite).....	680
Shaft.....	686-687
Solenoid.....	688

**STATOR.....696****STROKER.....495****STRUT.....624,625****STUD LIST.....1317****SUSPENSION.....650,651****SWINGARM.....647****SWITCH.....689-692**

Brake.....	692
Dimmer.....	690
Directional.....	690
Flasher.....	692
Handlebar.....	690
Hi-Low.....	692
Horn.....	690
Ignition.....	691
Neutral.....	692
Oil Pressure.....	692
Universal.....	690

**T****TACHOMETER.....742****TAIL LAMP.....1116-1138**

Assemblies.....	1116-1137
Bulb.....	1141
Connector.....	1141
Derby Mount.....	1127
Fender Mount.....	1117,1129,1131,1132
Gasket.....	1312
Lamp.....	1116-1137
Lens.....	1137-1139
License Bracket.....	1137-1142
Side Mount.....	1120-1128
Tombstone.....	1134,1135
Vintage.....	1132-1134,1135
Visor.....	1137,1138
Wiring.....	1128

**TAPPET.....513,514,515**

Seal.....	516
Knucklehead.....	526
Oil Screen.....	504
Panhead/Shovelhead.....	513,516

**TERMINAL BOARD.....693****THROTTLE.....724-727**

Cable.....	724,725
Internal.....	724

**TIMING**

Advance Unit.....	671-672
Plug.....	669,670

**TIRE.....1210-1216**

Tubes.....	1217
Weights.....	1217
Valve Stem Covers.....	1217

**TOOL BOX.....633****TOOL KIT.....1267****TOOL ROLL.....1267****TRANSMISSION.....538-549**

Adjuster Kit.....	538-549
Bushing List.....	1307
Case.....	540
Drain Plug.....	552
Fill Plug.....	552
4 Speed.....	538,539
5/6 Speed Conversion.....	538
Gasket.....	549
Jockey.....	573,574,575,576
Kick Starter.....	550-551,553,554,555
Lock Tab.....	548
Mount Plate.....	541
Neutral Switch.....	692
Oil Seal Kit ( Speed).....	549
Plugs.....	552
Ratchet Top.....	547
Rebuild Hardware.....	549
Remanufacture Service.....	1265
Rotary Top.....	546
Seal.....	549
Shift Pawl.....	548
Sprocket/Nut.....	565

**TRIPLE TREE.....605,608,614****TUBE (Tire).....1217****TUNE UP.....674****TURN SIGNAL.....1155-1164**

Canceler.....	1166,1167
Equalizer.....	1167
Flasher.....	1167
Gasket.....	1165
Relocation.....	1162,1164

**V****VALVE**

Cover(Panhead).....	519
Guide.....	527,528
Keeper.....	529
Seat.....	528
Spring(Shovelhead/Panhead).....	529,530
Valve Seat Service.....	1264

**VELOCITY STACK.....707****VOLT REGULATOR.....696,697,698****W****WASHER LIST.....1320,1322****WHEEL.....766-770**

Assembly.....	766,767,768
Axle.....	773
Cast.....	766
Hub.....	765,769-770
Hub Cap.....	776
Rim.....	767,769
Seal.....	770
Spoke.....	765,769
Spool.....	1218
Star Hub and Rebuild.....	772
Truing/Building Service.....	1265

**WIND DEFLECTOR.....783****WINDSHIELD.....782-784****WIRING**

Braided Wire.....	695
Connector.....	689
Dash.....	694,695
Handlebar (Control).....	694
Harness.....	694,695
Pins/Sockets.....	694
Shrink Wrap Tubing.....	693
Spark Plug.....	679-681
Tail Lamp.....	1128
Terminal.....	689,1290,1291
Wire Loom Clip.....	689

**WRIST PIN.....182**



## FLAT HEAD/SIDE VALVE


A	
AXLE.....	775,819
B	
BATTERY/BOX.....	818
BELT BUCKLES.....	1325
BOLT KIT.....	808
BRAKE.....	800
Cable(Spring Fork).....	798
Servi-Car.....	799
Spring Fork.....	798-799
BOOKS.....	1268-1270
C	
CABLE BRACKET.....	810
CAM.....	806
CAP	
Axle.....	778
Hub.....	788,817
Oil.....	810,824
CARBURETOR.....	713-716,721,811
CASE.....	809,814,815
Race/Rollers.....	815
CHAIN AND GUARD.....	818,819
CLOTH PATCH.....	1323
CLUTCH.....	812,814
COUNTERSHAFT.....	815,821
CRANKCASE.....	809,814,815
CRANK PIN.....	802
CRANKSHAFT.....	802
CYLINDER.....	807
E	
EARLY TOOL.....	810,811,814,1282
ENGINE	
Components.....	807
Gasket.....	801
Guard/Leggin.....	821
Head.....	801
Mount.....	801
Sprocket.....	819
EXHAUST.....	820,821
F	
FENDER.....	809
FLATHEAD.....	785-828
FLYWHEEL.....	802
FRAME.....	818
Stand.....	821
G	
GAS TANK.....	733-734,810
GASKET	
Flathead.....	801
K Model.....	802
GENERATOR CONVERSION.....	810
H	
HANDLEBAR.....	619,794,795,796,1023-1031
HANDSHIFT.....	813
HEADS.....	801
HENDERSON.....	828
HUB.....	770
HUMMER MODEL.....	822
I	
INDIAN.....	826-827
INSPECTION COVER.....	818

J	
JIFFY STAND.....	821
K	
K MODEL.....	822,823,824
Army.....	816
KEY CHAIN/KEY HOLDER.....	1324
KICKSTAND.....	821
KICK STARTER.....	815,817,819
L	
LAPEL PIN.....	1324
LIFTER.....	808
M	
MAINSHAFT.....	814-815
MILITARY.....	816
MUFFLER.....	820
O	
OIL	
Cap.....	810
Dipstick.....	810
Line.....	813
P	
PATCH (CLOTH).....	1323
PEDAL PAD.....	813
PINION.....	804-805
PISTON.....	807
Ring.....	807
PRIMARY.....	818
R	
RACE.....	802-803
RING.....	807
ROD.....	802,815
Brake.....	798,800
ROLLER.....	802,815
S	
SADDLEBAG.....	816
SCALE MOTOR MODEL.....	1324
SEAT.....	822,824
SERVI-CAR.....	817
SHIFT.....	812-813
SIDECAR.....	825
SIDE VALVE.....	808
SPOKE.....	821,824
SPRING FORK	
Axle.....	787
Brake.....	786,787,788
Damper.....	787
Fender.....	622,787
Fork.....	785
Grip.....	794
Handlebar.....	794-795
Headlamp.....	1104
Hub Cap.....	788
Rebuild.....	789-790,1265
Shock/Ride Control.....	787
Throttle/Cable.....	794,795
Tree/Riser.....	792,793,795
Windshield.....	783
SPRING	
Kick Starter.....	819
Valve.....	808
SPROCKET.....	805,819

T	
TAPPET.....	808
THOR.....	828
TRANSMISSION.....	814-815
TRIPLE TREE (Spring Fork).....	792
V	
VALVE.....	804,808
VL MODEL.....	821
W	
WHEEL.....	766,800,824
WIRING.....	816
WRIST PIN.....	802,807



# V-Twin Mfg. Knucklehead Engine



**Knucklehead 87" Alternator-Generator Long Block** features alternator left hand case and generator right hand case. Each long block is assembled with S&S crankcases, Sifton oil pump, S&S 4 $\frac{5}{8}$ " flywheels, Timken main bearing, Sifton Knucklehead lighting cam, matched pinion gear, Torrington cam needle bearing and Torrington main pinion bearing. Cylinders are Motor Shop Ready Brand pre-fitted with forged 8.25:1 pistons. Cylinder heads are Motor Shop Ready brand fitted with Sifton valves, springs and collars. Heads feature stock intake and exhaust ports. Each 87" long block is assembled with a natural finish cam cover, natural finish lifter block, automatic advance distributor and solid lifters. Each long block is pre-run and tested for proper oil pump pressure. Sprocket shaft is correct length for 1970-up 4 or 5 speed transmission assembly.

VT No.	Item
10-1985	Engine
31-0735*	Top Mount

**\*Note:** Allows installation of Knucklehead engine in Evolution frames. Raw finish



**Replica Linkert Manifold** includes nuts, seals, gaskets & bolts.

VT No.	Item
35-0043	Manifold
35-0113	Adapter to Bendix

486

V-Twin *first* introduced the complete **Knucklehead Engine** in 2002.  
**100% V-Twin!** This completed our line up of **Replica Engines**, with the first being the Panhead in 1998, followed by the Shovelhead in 1999!



**Manifold Kit.** Order nut/seal kit and 35-0064 manifold for 61" engines with Big Port Heads.


VT No.	Item
35-0863	Nut/Seal Kit
35-0064	Manifold

**COLONY**



**Upper and Lower** for 1936-69 Big Twin.

VT No.	Year	Finish
8164-19	1936-69	Chrome
8165-19	1936-69	Cadmium
9627-19	1936-69	Parkerized



**Stock Knucklehead Engine Mount** fits 61 and 71 Overhead Oiler Big Twins.


VT No.	Years	Finish
31-0106	1938-47	Chrome
31-0107	1938-47	Black Oxide
31-9006	1936-37	Black Oxide
2649-9	Bolts	Parkerized
2648-9	Bolts	Cadmium



**31-0735 Top Mount** allows the installation of Knucklehead Engine in Evolution frame, raw finish



# Replica Knucklehead Engine



10-1988



Details of 10-1988



10-1983



**Industry  
First!**



10-1983



10-1983



**Over 500 Sold!**

## Replica V-Twin™ Mfg. Knucklehead Long Block

- Shipped fully assembled less carburetor and generator and shop tested for oil pressure. Components used in the assembly include:
- **Crank Case Replica V-Twin Mfg.** with authentic cast profiles. Including relay and number bosses.
- **Rocker Boxes** with natural finish and overhead oiler provision from timing cover.
- **Heads** newly casted Knuckleheads with parkerized lower valve cover cups and tops.
- **Flywheels** Truett and Osborn, cast iron type, assembled with stock rods and Torrington rollers with steel cages at sprocket and pinion shaft ends.
- **Valve Train** includes solid tappet assemblies with Sifton lightning cam, Sifton solid stock pushrods and chrome pushrod covers.
- **Cast Iron Cylinders** fitted with 8.5:1 cast pistons and Hastings rings
- **Oil Pump V-Twin Replica** cast iron with early iron cover
- **Distributor mechanical advance** with corresponding relay mount with distributor post guide slot
- **Intake Manifold** Linkert style 4 bolt manifold with plumber style nuts and brass seals.


VT No.	Item	Stroke	Cubic Inch
10-1983	Long Block		61"
10-1988	Long Block 74"	4"	74"
10-1986	Long Block 84"	4½"	84"
10-1989*	Short Block	4"	
49-0530	Top Mount	Black	

\*Note: Same as long block assembly, less heads, cylinders and piston, distributor, manifold and top oil line.





# V-Twin Mfg. Replica Panhead Long Block



## Replica Details include

- OE Number Boss
- Stock Exhaust Port
- Replica Oil Pump

## FLH Panhead Long Block

- 10-1994 Alloy, 74"
- 10-2003 74"

**Replica Panhead 74" Engines** have replica type heads with stock exhaust ports and V-Twin cases. The 1948-54 style uses a plumber intake manifold. The 1955-61 style uses O-ring intake manifold. Engines include cast iron oil pump. OE number boss in provided blank on left side. Actual case numbers are on right side. The sprocket shaft supplied is for 1936-64 style 4-speed stock transmissions. Engines listed do not include intake manifold.

VT No.	Year	Finish	Distributor
10-1995	1948-53	Chrome	Manual
10-1996	1948-53	Alloy	Manual
10-2015	1955-61	Chrome	Automatic
10-2016	1955-61	Alloy	Automatic

## V-Twin™ Panhead Long Blocks



**V-Twin Panhead Parts Dope Reference Guide** for 100% V-Twin restoration components and tips for 1948-65 Panhead models. 272 pages. VT No. 48-1364

**FLH Panhead Long Block** is of 74" or 80" cubic inch displacement featuring a crankcase, Sifton oil pump/breather assembly, stock stroke flywheel, Timken bearing, stock FLH cam installed with a matched pinion and cam gear with a Torrington full compliment bearing. Assembly supplied with a cast finished ribbed cam cover, chrome lifter blocks which are fitted with hydraulic tappets and stock steel pushrods. Cylinders are stock replacement with standard compression 8.5:1 cast pistons and Hastings rings. Top end includes single plug head fitted with rocker arm assemblies, chrome pan covers with thick D-Rings, and chrome steel pushrods covers. Order manifold (Shovel band style), carburetor and 2 brush generator separately. Automatic advance distributor is included. Entire unit is pre-run and factory tested for oil pump pressure. Also available as 1963-65 type with overhead oiler line. VT No. 10-2005 features stainless pans and D-Rings and zinc plated lifter blocks.

VT No.	Replica	Item	Year	Cam Cover
—	10-1977	74" 1958 Style w/Stock Exhaust Ports	1948-65	Finned
10-2003	10-1958	74" 1958 Style	1955-62	Finned
—	10-1976	74" 1958 Style with Alloy Finish	1955-64	Finned
10-1994		74" 1958 Style w/Stock Exhaust/Alloy Finish	1955-64	Finned
10-2004		80" 1963-64 Style Overhead Oiler	1963-64	Finned
10-2012		74" 1963-64 Style Overhead Oiler	1963-64	Finned
10-1998		74" 1965 Style Overhead Oiler	1965-69	Smooth
10-1999		80" 1965 Style Overhead Oiler	1965-69	Smooth



10-1994 Detail



# 88" Generator-Alternator Pan or Shovelhead Long Block



10-2014



10-2018



10-1984

**Panhead or Shovelhead 88" Generator-Alternator Long Block** features alternator left hand case and generator right hand case. Each long block is assembled with S&S Crankcases, Sifton Oil Pump/Breather Assembly, S&S 4 1/4" stroke flywheels, Timken main bearing, stock FLH cam with matched pinion gear installed with a Torrington full compliment needle bearing. Assembled with a cast finish cam cover, automatic advance distributor, chrome lifter blocks that are fitted with hydraulic tappets and pushrods. Cylinders are S&S 3 5/8" type fitted with 7.75:1 compression ratio cast pistons and rings. Top end also features 3 5/8" Big Bore single plug Panheads with Shovelhead exhaust pipe flange and intake ports, and are fitted with rocker arm assemblies, no lead valves, chrome pan covers, polished thick D-Rings, chrome pushrod covers and chrome rocker box feed line.

Entire unit is pre-run and tested for proper oil pump pressure. Order intake manifold (O-ring type) and carburetor separately. Use with 4 speed 1970-84, 5 speed Rigid Softail 1986-99 transmission electric or kick start. VT No. 10-2018 has chrome cam cover in addition to chrome pans.

VT No.	Finish	Type
10-2014	Natural	Panhead
10-2018	Polished	Panhead
10-1984	Natural	Shovelhead

$$\text{Cubic Inch} = \pi r^2 \times \text{Stroke}$$

$$r = 1/2 \text{ of Bore}$$

CUBIC INCH CHART

	STROKE	3 1/2"	3 13/16"	3.968"	4 1/4"	4 1/2"	4 5/8"	4 3/4"	5.00"
B O R E	2 3/4"		45"						
	3 5/16"	61"							
	3 7/16"	64.8"		73.7"	78.7"	83.4"	85.7"	88.0"	92.8"
	3 1/2"	67.2"		76.3"	81.6"	86.6"	89.0"	91.4"	96.1"
	3 5/8"	72.1"		81.7"	87.4"	92.9"	95.5"	99.0"	103.2"
	3 11/16"	74.6"		84.7"	90.7"	96.1"	98.8"	101.5"	106.8"
	3 13/16"	79.9"		90.6"	97.0"	102.8"	103.7"	108.9"	114.2"
	3 7/8"	82.3"		93.4"	100.1"	100"	108.9"	111.9"	117.8"
	4.00"	87.9"		99.7"	106.8"	113.0"	116.1"	119.3"	125.6"
	4 1/8"	93.4"		106.0"	113.5"	120.2"	123.5"	126.9"	133.6"
	4 1/4"	99.2"		112.6"	120.5"	127.6"	131.1"	134.7"	141.8"



Chrome Y Tube Top Oil Lines fit Panhead top ends.  
VT No. 40-0606



10-2013



10-2013



10-2013

V-Twin Mfg™  
Replica Flatside  
Shovel

V-Twin First  
Replica Engines  
1997 Evo  
1998 Panhead  
1999 Shovel  
2002 Knucklehead


**Flatside Shovelhead Long Block** is of 74 cubic inch displacement featuring Sifton oil pump/breather assembly, stock stroke flywheel, Timken bearing, stock FLH cam properly installed with a matched pinion and cam gear with a Torrington full compliment bearing. Assembly is supplied with a natural finish Flatside 1966-69 stock style cam cover, chrome lifter blocks which are fitted with hydraulic tappets and stock style pushrods. Cylinders are stock style with standard compression 8.5:1 cast pistons and Hastings rings. Top end includes replica stock type single plug heads with chrome steel pushrod covers and polished rocker boxes with shafts and arms installed. Order manifold (flat seal type), carburetor and 2 brush generator separately. Clamp style automatic advance distributor is included. Entire unit is pre-run and factory tested for oil pressure.

**All long blocks shipped assembled as pictured to fit 1965-69 transmission.**

VT No.	Item
10-2002	74"
10-2013	80"



# Long Block



V-Twin™  
Replica  
Long  
Block



10-2017

**Shovelhead Long Block** is an 80 or 88 cubic inch displacement featuring a S&S crankcase, Sifton oil pump/breather assembly and a stock or 4 $\frac{5}{8}$ " stroke flywheel, Timken bearings, a stock cam properly installed with a matched pinion and cam gear with a Torrington bearing. Assembly is supplied with a chrome nose cover and chrome lifter blocks which are fitted with hydraulic tappets and stock style pushrods. Cylinders are 3 $\frac{1}{2}$ " stock style with standard compression pistons and Hastings rings. Top end includes stock type single plug heads with stainless valves, with shafts and arms installed. Order manifold (flat seal type), stator and ignition system separately. Pre-run factory tested for oil pump pressure.

VT No.	Size	Stroke
10-2001	80"	4 $\frac{1}{4}$ "
10-2017	88" features	4 $\frac{5}{8}$ "


# Short Block



10-0006

**V-Twin™ 80" Short Blocks** are shipped fully assembled as shown. All 80" units feature an S&S Crankcase, Sifton Oil Pump/Breather assembly, stock stroke flywheel, Timken Bearings, stock cam properly installed with a matched pinion and cam gear with Torrington bearing. Assembly is supplied with a chrome nose cone cover and chrome lifter blocks are fitted with standard tappets. Blocks fit 1973-84 Shovelheads.

**VT No. 10-0006**



10-2008

**V-Twin™ Short Blocks** are shipped fully assembled as shown. All units feature an S&S crankcase (except where noted), Sifton oil pump/breather assembly, stock stroke flywheel, Timken bearings, stock cam properly installed with a matched pinion and cam gear with Torrington bearing. Assembly is supplied with a natural cover and chrome tappet blocks are fitted with standard tappets which will accept a hydraulic tappet unit or solid conversion kit not included.

VT No.	Fits	Cu In
10-1952*	1948-62 Panhead	74"
10-2121*	1955-62 Panhead	74"
10-2008	1956-62 Panhead	74"
10-2009	1966-69 Shovelhead	74"
10-2010	1963-64 Panhead	74"
10-1992	1963-64 Panhead	80"
10-1991	1965 Panhead	74"
10-1990	1965 Panhead	80"



\*Note: Assembled with V-Twin replica crankcases.






# Top Engine Mount

CLASSIC



**Chrome Big Twin Top Engine Mounts** replace the stock type.

VT No.	OEM	Year	Type
31-0103*	69018-73A	1973-80	FXE-FX
31-0100*	69013-77A	1977-83	FXE-FXS



**Chrome Billet Top Engine Mount** fits 1948-84 Panhead and Shovelhead.

VT No.	Type
31-0748	Plain
31-1275	With holes



**Big Twin 1948-84 Chrome Top Engine Mount**, mounts coil and is available with or without a hole to mount a universal key switch.

VT No.	Type
31-0104	With
31-0105	Without



**Front Engine Mount Nut** replaces 24797-36 on 1936-up Big Twins. Includes lock tab pressed in place.

VT No. 37-9066



**Upper and Lower** for 1936-69 Big Twin.

VT No.	Year	Finish
8164-19	1936-69	Chrome
8165-19	1936-69	Cadmium
9627-19	1936-69	Parkerized
8806-17	1970-84	Chrome
8807-17	1970-84	Cadmium
9926-17	1970-84	Allen
9926-17-P	1970-84	Polished Allen

**Upper Only**

7604-7	1936-84	Acorn
--------	---------	-------


**Lower Only**

7603-4	1936-84	Acorn
--------	---------	-------



**Top Mount Stud Kit** includes studs, washers and nuts.

VT No.	Year	Finish
2368-8	1948-65	Parkerized
2369-8	1948-65	Cadmium
2370-8	1966-84	Cadmium
12-2107	Studs	4 pack



**Chrome Allen Screw Kit** connects engine mounts, front, top and rear to frame on models listed below. Knurled.

VT No.	Fits
37-9181	1948-84 Big Twin 4-Speed
37-9183	1982-83 FXRS



**Maxi-Mount** fits 1948-84 FL-FX. VT No. 31-4020



**Big Twin Chrome Top Engine Mounts** replace the stock type.

VT No.	OEM	Year	Type
31-0101	16853-48	1948-84	FL-FX
31-0110*	16853-48	1948-65	FLH
31-0261*	16853-48	1948-65	FLH, Cadmium
12-2107	16864-48	1948-84	Stud
2650-13	Bolt	1948-72	FL


\*Note: Features choke mount.



**Chrome Heavy Duty Two Piece Top Engine Mounts** are constructed of 1/4" thick steel.

VT No.	Year	Fits
31-0109	1948-84	74 and 80
31-0256	1980-83	FLT-FXR

\*Note: Fits Shovelhead or Panhead engine in Evolution style frame.



**Stock Knucklehead Engine Mount** fits 61 and 71 Overhead Oiler Big Twins.

VT No.	Years	Finish
31-0106	1938-47	Chrome
31-0107	1938-47	Black Oxide
31-9006	1936-37	Black Oxide
2649-9	Bolts	Parkerized
2648-9	Bolts	Cadmium



# Crankcase Set



1970-84  
Shovel



10-0029

**S&S Crankcase Sets** are shipped set up with Timken left side bearing and race assembly, seal and seal spacer, oil pump drive bushing, needle bearing and pinion race for right side, (pressed in and line honed) ready to assemble. Also included are cylinder studs, nickel plated case bolts, crankcase fittings and a timing and magnetic drain plug. Accepts wheels up to 8½" diameter. VT No. 10-0028 Knucklehead cases fit Panhead style frames and later model oil pumps. **Note:** Oil pump required for assembly for stock bore.

VT No.	Year	Bore	Oil Pump
10-0029	1948-64	Stock	12-8001
10-0030	1965-69	Stock	12-8001
10-0003	1970-84 Shovelhead	Stock	12-8002
10-0004	1970-84 Shovelhead	3 5/8	12-8002



10-0290

**S&S Alternator-Generator Crankcase Set** is shipped with left side bearing race, oil pump drive bushing, cylinder base studs, idler stud, circuit breaker stud, pinion needle bearing and pinion race installed. Pinion race is lined. Honed and ready for assembly. Also included are nickel plated case bolts, crankcase fittings, left side engine bearing, seal and spacer. Accepts wheels up to 8½" diameter.

VT No.	Cylinder Type	Bore	Oil Pump
10-0290	Knucklehead	3 7/16"	12-8001
10-0280	Panhead	3 7/16"	12-8001
10-0034	Shovelhead	3 7/16"	12-8001
10-0044	Shovelhead	3 5/8"	12-8001

## Screws

VT No.	Year	Type
8726-8		Lifter Base Screws
37-8519	1955-69	Cam Cover Screws



**Engine Case Bolt Kit** includes the necessary hardware to bolt together the engine cases of the years listed. Available as OEM stock in chrome, cadmium or acorn in chrome.

Acorn	Chrome	Cadmium	Fits
8127-34	8128-34	8129-34	1936-39 OHV Big Twin
8130-34	8131-34	8132-34	1940-47 OHV Big Twin
8133-34	8134-34	8135-34	1948-64 Panhead
8136-34	8137-34	8138-34	1965-68 Big Twin
8139-34	8140-34	8141-34	1970-78 Shovelhead
8142-34	8143-34	8144-34	1979-95 Shovelhead & Evo



12-0409




10-2535



10-2533

**Pinion/Sprocket Shaft Cage and Roller Kits** include STD size rollers, cages, washers and retaining ring for applications listed.

VT No.	Side	Year
12-0409	Sprocket	1941-54
10-2535	Pinion	1936-54
10-2551	Pinion	1955-57
10-2533	Pinion	1958-69




16-1264



16-0423



16-1264



16-1264

**Motor Number Stamp Set** for FL models.

VT No.	Year
16-1039	1936-47
16-1264	1950-69
16-0423	1970-99



41-0151



41-0152

**Gasoila Sealant** available in hard setting red varnish or soft set blue/white with teflon. Red Sealant is the original sealer for inside crank cases or cam covers for sealing pin holes on porous surfaces. Blue/White seals threaded joints on pipe threads and fittings. Both types are insoluble in oil, gas and solvents. The ¼ pint can includes brush, each.

VT No.	Item
41-0151	Red Varnish
41-0152	Blue/White soft set

## Drain Plugs




8116-1



8117-1

**Engine Case Drain Plug/Oil Pump Body Plug** fits Big Twin case 1911-70, oil pump body 1968-84.

VT No.	Finish
8116-1	Chrome
8117-1	Cadmium
9675-1	Parkerized



7502-2

**Chrome Oversize Plugs with Tap.**


Kit includes a tap and a dome head plug.

VT No.	Type	Includes
7502-2	Engine Drain	Plug and Tap
7503-1	Engine Drain	Oversize Plug
7500-2	Timing	Tap and Plug, Acorn
7501-1	Timing	Acorn Plug, Oversize
9407-1	Timing	Tap





10-0945



10-0104



49-0946



10-0825

**Knucklehead 1941-47 Left Hand Case and Case Set** features steel bearing insert cast in. Left hand case is machined to fit OE right side case. Order cylinder base studs and case race separately. Note: Cylinder deck height must be finished to match your case.

## VT No. Item

10-0945 Set FL 1941-1947

10-0104 Set

49-0946 Case Left 74" 1941-47

60-0258 Matching Machine Service

10-1758 Right Side

10-0825 Left, 61" 1936-40

10-0345 Left 74" 1941-47

10-0942 Set, 61"



**Generator and Relay Mounts**



**Right Side Timing Cavity**



**OE Style Number Boss Detail!**

**Components are:**

- Cam Bushing or Bearing
- Left Case Race or Timken Assembly
- Idler Gear Stud
- Circuit Breaker Stud
- Oil Pump Drive Bushing
- Right Case Bushing


- Cylinder Base Studs
- Dowel Pins
- Case Bolt Set
- Tappet Oil Screen
- Breather Tube
- Drain and Timing Plug



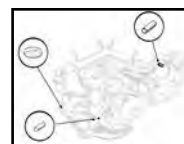
10-0954



10-0936



10-0937



**Hardware for Early Cases, 5 pack.**  
**VT No. Size**  
 12-0599 1/2" Welch Plug  
 12-0595 5/16" Welch Plug  
 12-0596 3/8" Welch Plug  
 12-0623 619 Welch Plug  
 12-1166 Timing Cover Pin



10-0938

**V-Twin "Shop Ready" Replica Case Sets and Replacement Left Hand Cases** for 1948-68 Big Twins feature left side number boss which is left blank. The 1948-54 case set used stock type loose rollers on both pinion and sprocket shaft and the 1956-69 case sets use a Timken bearing on the sprocket shaft and loose rollers on the pinion shaft side. Both the case sets and left hand only cases are slightly thicker than stock for added strength.

VT No.	Item	Fits
10-0954	Case Set	1948-54
10-0955	Case Set	1948-54
10-0294	Case Set	1955-62
10-1761	Case Set	1965
10-1820	Case Set	1966-69
10-0936	Left Case Only	1948-54
10-0937	Left Case Only	1955-64
10-0938	Left Case Only	1965-69




# Flywheel

10-1007

Replica Flywheel  
with stock rods



10-1045



Guaranteed  
unbreakable  
110,000 psi  
ductile iron  
flywheels

**Flywheel Assemblies** feature full weight flywheels, with removable pinion and sprocket shafts as original, trued and balanced for cast pistons. Units include forged and machined H-Beam Sifton connecting rod set of certified 4340 steel with multistage heat treatment and are fitted with Torrington Rollers, with alloy bearing retainer cages.

**Complete Flywheel Assembly** for OHV models, is shipped complete, assembled and trued with shafts.

VT No.	OEM	Fits	Note	Brand
10-1017	—	1973-90 74"	3,4	S&S
10-1098	Special	Alt-Gen 80"	1,2	V-Twin
10-1045	23906-78A	1973-E83 80"	2,4	V-Twin
10-1091	As Above	1973-90 80"	3,4	Sifton
10-1070	—	1936-40 61"	2	V-Twin
10-1172	—	1941-52 61"	2	V-Twin
10-1007	23906-41	1941-53 74"	2	V-Twin
10-1112	Stroker	1941-53 80"	2	V-Twin
10-1113	Stroker	1941-53 84"	2	V-Twin
10-1033	23907-54A	1954 Only	2	V-Twin
10-1034	23907-55A	1955-57	2	V-Twin
10-1008	23906-58	1958-64 74"	2	V-Twin
10-1090	—	1958-64 80"	2	V-Twin
10-1002	—	1958-64 80"	2	S&S
10-1000	23906-58	1958-64 74"	2	S&S
10-1001	23906-65A	1965-69 74"	2	S&S
10-1003	—	1965-69 80"	2	S&S
10-1089	—	1965-69 80"	2	V-Twin
10-1082	—	1965-69 74"	2	V-Twin
10-1096	23906-73	1973-77 74"	2	V-Twin
10-1048	23906-70	1970-72 74"	2	V-Twin
10-1047	Special	Alt-Gen 80"	1,3	S&S

## Notes:

- 1-Special 80" flywheel assembly used for alternator-generator case sets only. Feature late type sprocket shaft and early style pinion shaft.
- 2-Features replaceable pinion and sprocket shafts and thick sprocket side flywheel.
- 3-Features replaceable pinion and sprocket shafts and narrow sprocket side flywheel.
- 4-Require use of 1987-up type pinion shaft bearing and retaining ring.



**Flywheel Thrust Washer Set** used on 1929-54, 61, 74 and 80 Twins, our set contains 2 more washers than the original set, one thinner and one thicker than stock. The 11-piece set contains one each of the following widths; .060, .066, .070, .074, .078, .082, .086, .090, .094, .098, and .102.

**VT No. 10-1153** (Complete Set .060-.102 11 piece)

VT No.	Size	VT No.	Size	VT No.	Size
10-1300	.060	10-1304	.078	10-1308	.094
10-1301	.066	10-1305	.082	10-1309	.098
10-1302	.070	10-1306	.086	10-1310	.102
10-1303	.074	10-1307	.090		



10-1601

**Replica Flywheel Sets** feature cast construction to accept OE style components.

VT No.	Year	Model	Stroke
10-1601	1941-53	Big Twin, 74"	3.968
10-1126	1956-69	Big Twin, 74"	3.968
10-1602*	1973-99	Big Twin, 80"	4.250
10-1125	1972-78	Big Twin, 74"	3.968
10-1635*	1973-99	Big Twin	4.250

**\*Note:** 10-1602 features thick sprocket side flywheel and 10-1635 has narrow side flywheel.



**TRUETT & OSBORN**

**Truett & Osborn Flywheel Sets** feature original weight right and left sides with stock stroke.

VT No.	Fits	Type
10-1043*	1936-40 OHV 61"	Stock
10-1105	1941-52 OHV 61"	Stock
10-1005	1941-53 Big Twin 74"	Stock
10-1114	1941-53 Big Twin 80"	Stroker
10-1115	1941-53 Big Twin 84"	Stroker
10-1006	1956-69 Big Twin 74"	Stock
10-1124	1956-69 Big Twin 80"	Stroker
10-1025	1972-80 80" with 8° taper	Stock
10-1026	L1981-85 80" with 6° taper	Stock
10-1029	1970-71 Big Twin 74"	Stock
10-1028	1973-78 Big Twin 74"	Stock

**\*Note:** Accepts later tapered pin 1941-80 type.





# Stroker Flywheel



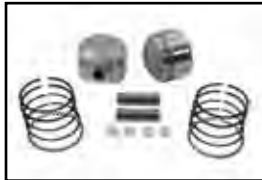
**Motor Shop Ready Stroker Flywheel Assembly with 4 1/2" stoker** is for all 1970-84 Shovelhead Big Twins. Complete flywheel is shipped fully assembled and trued, but not balanced.  
**VT No. 10-1093**



**Flywheel Assembly with 4 5/8" stoker** is for 1973-84 Big Twins. These flywheels are machined from heat treated steel forgings which makes them structurally superior to cast iron designs. Flywheels are assembled with heavy duty rod set, trued and balanced for pistons listed. Piston sets must be ordered separately.  
**VT No. 10-0038**

**S&S 2900 Series Forged Stroker Piston Sets** machined to fit both 4 3/4" and 4 5/8" stroker flywheels. Includes rings, wrist pins and retainers. When used with 4 3/4" stroke compression will be 8.25:1 with 4 5/8" stroke compression will be 9:1 **Note:** Remember that an 80" 3 1/2" standard bore equals 3 7/16" + .060 bore size.

Size	3 7/16" Bore	3 1/2" Bore
Standard	11-0455	11-0461
.020	—	11-0463
.030	11-0458	—
.040	11-0459	—
.060	11-0461	—



**Shovelhead 84" Hot Set Up** includes 4 1/2" assembled flywheels, 514 cam, spring kit, pushrods, Super 'E' carburetor kit and standard size piston kit. Yields 84 cubic inches with 8:1 compression ratio when used with 3 7/16" bore cylinders. Yields 86" cubic inches with 8:1 compression ratio when used with 3 1/2" bore cylinders. Order pistons separately.

VT No.	Fits	Bore
11-1506	1973-77	3 7/16"
11-1507	1978-84	3 1/2"



**S&S 2720 Series Piston Sets** for 84" Hot Set Up Kits includes rings, wrist pins and retainers.

Size	3 7/16"
Standard	11-0830
.010	11-0831

## Shafts



**Special 6" Taper Sprocket Shafts** for use in S&S flywheels only. Include nut and key.

VT No.	Years	Flywheel Type
10-0453	1955-64	SE or SL
10-0455	1970-up	SE or SL
10-0468*	As Above	Motor Shop Brand

\*Note: Does not include nut and key

## Timing Plugs



**Timing Plugs** are available in stock size 5/8 — 18 thread unless noted as oversize (O.S) which is 1 1/16 — 16 thread.  
**A.** Acorn style plug fits all models Big Twin models timing plug holes and oil tanks.


**VT No. Type**  
**7106-1** Chrome

**B.** Acorn style plug with oversize thread and one tap for rethreading stripped out timing hole. Fits all timing holes.

**VT No. Type**  
**7500-2** Plug and Tap (Oversize)  
**7501-1** Plug Only (Oversize)  
**9407-1** 1 1/16" — 16 Tap (Oversize)

**C.** Stock timing plug.

**8114-1** Chrome  
**8115-1** Cadmium  
**9404-1** Cadmium (Oversize)  
**9304-1** Chrome (Oversize)  
**9714-1** Parkerized (Oversize)  
**9502-1** Chrome 1939-51  
**9504-1** Parkerized as above, 7/8" Hex  
**9503-1** As above cadmium



**D.** Functional and custom design plug fits all Big Twin models and Sportster timing plug holes and oil tanks.

**8610-1** Chrome  
**8611-1** Cadmium  
**9402-1** Chrome  
**9403-1** Cadmium  
**37-9206** Chrome by Gardner-Wescott  
**9960-1** Chrome (Oversize)



# Rod Assembly



**V-Twin™ Replica Stock Replacement Rod Sets** include new rods, crank pin, nuts, cages and standard rollers fitted and assembled. Piston pin bushings are installed and honed for stock wrist pin.  
**\*Note:** Includes step-crank pin.

VT No.	OEM	Years/Model
10-0186*	24277-37	1936-52 61" Pan-Knuckle
10-0173	24281-41A	1941-73 74" Pan-Shovel
10-0174	24281-74	1974-E81 74" & 80" Shovel
10-0175	24281-80	1981-83 80" Shovelhead



**Sifton™ Big Twin Rod Assembly** features forged and machined H-Beam design of certified 4340 steel with multi staged heat treatment and are fitted with Torrington rollers with extruded alloy cages and a Sifton™ pin and matching nuts. Unfinished type requires honing of upper and lower bushings. Rods are 7.440" center to center and will accommodate up to 5" stroke.

VT No.	Year	Item
10-0271	1941-81	Complete Assembly
10-0272	1981-99	Assembly
10-0274	Unfinished	Rods Only



**S&S Genuine Rods** are heavy duty replacement rod sets included wrist pin bushings, rod races, matched rods, pins, rollers/cages and nuts, for stock or stroker use. "Supreme" is recommended for drag strip applications.

Fits	S&S Heavy Duty	S&S Supreme
1936-52 61" Big Twin	10-0259*	—
1941-81 74" and 80" Shovelhead	10-0260*	10-0262*
	—	10-0263*

**\*Note:** Have 18 bearing steel cages others 17 roller alloy cases.



**Wrist Pin Bushings** for 1936-99 Big Twin are available in bronze replica type or Sifton Ampco 45. Replica type sold in pairs. Sifton type sold each.

Size	VT No.	Type
Standard	10-0756	Replica
Standard	10-0765	Sifton
.002	10-0757	Replica
.005	10-0758	Replica
.010	10-0759	Replica

# Roller Bearings

## Big Twin Connecting Rod Roller Sets.

Each set supplies enough rollers for that application only.

Size	Alloy Cage	Steel Cage
	1973-86	1941-72
Standard	10-0144	10-0152
.0002o/s	10-0145	10-0153
.0004o/s	10-0146	10-0154
.0006o/s	10-0147	10-0155
.0008o/s	10-0148	10-0156
.003o/s	—	10-0159



**Steel Roller Retainer Cages.**  
**VT No.**    **Application**    **U/M**  
**Rod**

12-0404	74 & 80	4 pc
12-0412	As Above, Jims	4 pc
49-0058	45 SV, OE	4 pc
12-4616	45 Roller Set	24 pc

## Big Twin Right Pinion

12-0400	24646-36	1936-54 Big Twin	2 pc
12-0413	24646-36	As Above, Sifton	2 pc

## Big Twin Left Side Sprocket

12-0401	24721-30	1930-54 Big Twin	2 pc
12-0414	24721-30	As Above, Sifton	2 pc

## 45" Left Sprocket

12-0424	24720-29	1929-73	
---------	----------	---------	--

## Bulk Pack Rod Rollers

### 1941-72 Big Twin

Size	Long	OEM	Short	OEM
Standard	—	9171A	—	9101A
.0002	—	9172A	—	9102A
.0004	—	9173A	12-4539	9103A
.0006	12-4532	9174A	12-4540	9104A
.0008	12-4533	9175A	—	9105A
.001	—	9176A	—	9106A
.002	12-4535		—	
.003	12-4536		12-4544	

### 1973-86 Big Twin

Size	Long	OEM	Short	OEM
Standard	—	9186	—	9441A
.0002	—	9180	12-4554	9442A
.0004	—	9181	12-4555	9443A
.0006	12-4548	9182	—	9444A
.0008	12-4549	9183	—	9445A
.001	—	9184	—	9446A
.003	12-4552		—	





# Crank Pin



10-1450



10-0135



10-0129



10-8357



10-0181

**Crank Pin Lock Kits** include two nuts, 2 locks and mount screws. Nuts and locks are also available separately.

VT No.	Year	Model
10-0335	1936-52	61" and 80"
10-0336	1941-53	74" Big Twin
10-0181	1954-Early81	Big Twin

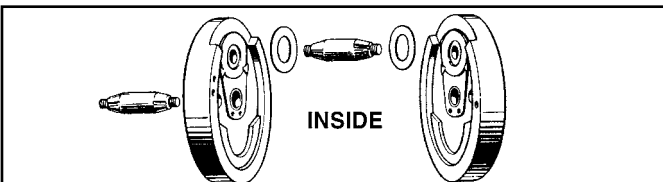


10-0138

**Connecting Rod Race Set** fits 1936-99 Big Twin. Made from 52100 steel and hardened.

VT No.	Brand	Size
10-0138	Replica	STD
10-0828	Replica	.001 O/S
10-0826	Replica	.002 O/S
10-0830	Replica	.005 O/S
10-0829	Replica	.010 O/S
10-0823	Replica	.002 O/S
10-0809	Jims	STD

## Crank Pin Flywheel Washers



**Crank Pin Flywheel Washers** sold in pairs.

Inside	OEM	Type	Fits	Size
10-1150	6506	Bronze	1971-99 Big Twin	Standard
10-1149	6506B	Bronze	1971-99 Big Twin	.005
10-1284	23972-36	Steel	1936-52 Big Twin 61" OHO	Standard
10-1217	77972-21	Steel	1936-52 Big Twin 61" OHO	.005
10-1286	23973-41	Steel	1941-69 Big Twin OHO	.055
10-1163	—	Steel	1941-69 Big Twin OHO	.060
10-1215	23973-41A	Bronze	1941-69 Big Twin	.055
10-1216	23973-41B	Bronze	1941-69 Big Twin	.060
Outside				
10-1153	24100-17		1936-up Big Twin, All	



17-0914

**Crank Pin Nut Lock Plate.**

VT No.	OEM	Years	Model
17-0914	23971-41	1941-53	Big Twin
17-0927	23971-54	1954-E80	Big Twin
37-4050	1182	Screws	
2901-4	369-36	1936-40 EL, Lock Tab	

Model	Years	OEM	Jims 3 Hole	Jims 1 Hole	Eastern 3-Hole	Eastern Super	V-Twin 2-Hole OHV
<b>Big Twin OHV</b>							
61" OHV Step	1940-52	23962-40 (Step Pin)	—	10-8363	10-0131	—	10-1450 .005 O.S.
74" & 80"	1941-Early81	23961-41	10-8356	—	10-0129	10-0134	10-0135
74" & 80"	1941-Early81	.025 Shorter	10-0352	—	—	—	—
80"	Late1981-99	23961-80A	10-8357	—	10-0130	—	10-1211
80"	Late1981-99	.001 Oversize	10-0353	—	—	—	—
80"		.002 Oversize	10-8358	—	—	—	—
80" 180° oiling	Late1981-99	180° Oiling	10-0354	—	—	—	—

**Crank Pins** are made of 8620 steel with .062 heat treated penetration. Also available are Eastern Super Type .120 heat treatment.



12-0535



12-0573



12-0521



12-0558

**Crank Pin Nut Sets.**

Eastern	Jims	OEM	Year	Model
12-0535	12-0602	23966-36	1936-52	61" and 80"
12-0573	—	23967-41	1941-53	74" Big Twin
12-0521	12-0603	23966-54A	1954-Early 81	61" and 80"
12-0558	—	23969-80	1981-83	61" and 80"



**Crank Pin Keys** are sold in packs of 10. Replaces 23985-18, 1941-80 Big Twin.

VT No. 12-0201



10-2571



**Sifton Crank Pin Kit** includes crank pin, rod races, standard rod rollers and retainers.

VT No.	Years	Hole Type
10-2562	1941-80	2 Hole
10-2571	1981-99	2 Hole



10-2522

**Sifton Steel Rod Cage Set**

includes four cages, 24366-51 and standard Torrington Roller Set for 1936-up Big Twin. Replaces 42385-40.

VT No.	OEM	Brand
10-2522	Kit	Sifton
12-0404	Cage Set	V-Twin
12-0412	Cage Set	Jims



10-0141

**Rod Bearing Sets With Set of Three Cages** fitted with standard size Torrington rollers for connecting rods. The cage material is noted. Fits 1936-86 74" and 80".



10-2566

VT No.	OEM	Cage
10-0141	24385-40B	Alloy
12-2556	S&S	Steel
10-2566	Cage Set	Alloy



# Sprocket Shaft



**Left Crankcase Bearing.** Factory assembled with correct spacer for proper end play.

Timken	VT No	OEM	Fits	Model
12-0310	12-0427	9029	1955-68	Big Twin
12-0309	12-0428	9028	1969-up	Big Twin



**Sprocket Shaft Key.** Sold in 10 pack.

VT No.	OEM	Fits
12-0200	23985-12	1930-55 Big Twin
12-0203	23985-56	1956-80 Big Twin





**Nut, Sprocket Shaft Taper End.**

Eastern	Jims	OEM	Fits
12-0532	12-0612	24023-36	1936-71 Big Twin
(5 pack)	(Each)		
12-0534	12-0610	24017-80	1972-85 Big Twin Pair



**Lock Plate, Sprocket Shaft.** Sold in 10 pack.

VT No.	Fits
17-0913	1936-71
17-0917	1972-81



**Big Twin Left Side Engine Case Seals.**

VT No.	#	OEM	Year	Model
7411-2	A	24776-40	1936-54	61-74-80
14-0965		24031-55	1955-68	OE type
7410-1	C	24031-55	1955-68	Colony
7410-1-OS		Oversize	1955-68	Colony (+.002)
7410-1-US		Undersize	1955-68	Colony (-.002)
14-0177		Seal only	For above	
14-0185	B	24031-69	1969 only	Big Twin
14-0108	B	12026B	1970-99	74 and 80 Big Twin, each

**Note:** VT No. 7410-1, area screw-in insert with integral seal. VT No. 14-0965 is stock type screw-in without seal. VT No. 7411-2, 8211-2 both include seal, spacer and snap ring.



**1970-94 Sprocket Shaft Spacer and Seal Kit.**  
VT No. 10-8284



**Big Twin Sprocket Shafts** fit as listed, machined and hardened to factory specifications.

Model	Year	OEM	Jims	Eastern	Replica
61 & 74	1930-54	24001-30	10-8314	10-0410	10-0469
74	1955	24001-55	—	10-0411	—
74	1956-64	24001-56	10-8362	10-0412	10-0398
74	1965-69	24001-65	10-8315	10-0413	10-0476
74	1970-71	24001-70	10-8322	10-0414	—
74 & 80	1972-E81	24001-72	10-8316	10-0415	10-0876
80	L1981-86	23909-80	10-8318	10-0416	10-0440

Special to install pre1981 80" Flywheels in 1956-64 BT **10-0418**

Special to install pre1981 80" Flywheels in 1965-69 BT **10-0419**

Special to install 1981-85 80" Flywheels in 1956-64 BT **10-0435**

Special to install 1981-85 80" Flywheels in 1965-69 BT **10-0436**

**V-Twin is an Original "Jims" Distributor since 1977!**

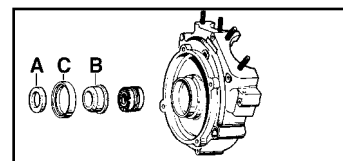
**Special Sprocket Shaft Spacers** for V-Twin, S&S and STD generator style engine case sets and V-Twin left side only engine cases that require late style Timken main bearing and seal. Fits between sprocket bearing and sprocket.

VT No.	Type	Years	Length
10-8286	V-Twin & S&S	1955-64	.473
10-8269*	.335 Long	1955-64	.335
10-0427	V-Twin & S&S	1965-69	.671
10-8270*	STD	1965-69	.666
14-0108	All	Seal only	5 pack



**Engine Shaft Spacer** features built in seal flange to give added support for alternator rotor.


VT No. 10-0948



**Sprocket Shaft Spacers** fit Big Twins left side thru seal.



VT No.	#	OEM	Year	Length	U/M
7410-1	C	24031-55	1955-69	Seal	Each
14-0108	C	12026B	1970-99	Seal	5 pack
10-1160	A	24029-55	1955-64	.336	
10-2509	A	24029-65	1965	.621	
10-2513	A	24032-66	1966-69	.516	
Set	A	24033-66	1966-69	.546	
of	A	24034-66	1966-69	.576	
6	A	24035-66	1966-69	.606	
	A	24036-66	1966-69	.636	
	A	24037-66	1966-69	.666	



**Left Sprocket Shaft Bearing and Hardware Kit** for 1941-54 Big Twin includes loose rollers, cages and end slinger.

VT No. 12-0409



**Left Bearing End Oil Slinger** replaces 24776-40. Fits 1940-54 Big Twin.

VT No. 10-0429



**Engine Sprocket Nut Kit** for 1930-54 Big Twin includes correct nut, key retaining ring and left bearing oil slinger.

VT No.	Item
12-0620	Kit
12-0503	Nut only



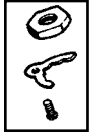
# Pinion Shaft



**Nut Pinion Shaft Gear End, each.**  
**Eastern Jims OEM Fits**  
**12-0507 12-0613 24023-54 1954-89 Big Twin**



**Pinion Shaft Screws, left-hand, 1951-53 Big Twin. Replaces 24020-51, 5 pack. VT No. 10-0518**



**Lock Plate, Pinion Shaft Nut, 10 pack.**  
**VT No. OEM Fits**  
**17-0913 24015-36 1936-80 Big Twin**  
**17-0929 24016-29 1929-73 45"**  
**12-0209 11218 Taper 1981-92**



**Pinion Keys available in ten packs.**



VT No.	OEM	Type	Fits
12-0202	23985-54	Gear	1954-75
12-0205	26348-15	Gear	1975-86
12-0200	23985-12	Taper	1941-81
12-0209	11218	Taper	1981-92



**Pinion Bearing Sets** for right side includes rollers and cages for Big Twin 61, 74 and 80. OHV and SV. Washers and snap rings included when required except where \*noted.

VT No.	Year
10-2535	1936-54
10-2551	1955-57
10-2533	1958-86

## Case Rollers.

1940-E54 OHV Big Twin, Big Twin Right Side replaces 9261, 12 per set.

**Size 12-Piece 100 Pack OEM**

Standard	10-0307	12-4523	9261
.0002	10-0308	—	9262
.0004	10-0309	12-4525	9263
.0006	10-0310	12-4526	9264
.0008	10-0311	—	9265
.001	10-0312	12-4528	9266

1955-57 Big Twin Right Side Case Roller Sets, 13 per set.

**Size 13-Piece 100 Pack OEM**

Standard	10-0326	—	9421
.0002	10-0327	12-4518	9422
.0004	10-0328	12-4519	9423
.0006	10-0329	12-4520	9424
.0008	10-0330	12-4521	9425
.001	10-0331	12-4522	9426

1958-86 Big Twin Right Side Case Rollers, 28 pc.

**Size 28-Piece 100 Pack OEM**

Standard	10-0319	—	9220
.0003	10-0339	—	9218
.0002	10-0320	—	9221
.0004	10-0321	12-4512	9222
.0006	10-0322	—	9223
.0008	10-0323	12-4514	9224
.001	10-0324	—	9225
.002	10-0325	—	—

Late 1954 Big Twin Right Crankcase Rollers, 12 pc.

**Size 12-Piece 100 Pack OEM**

Standard	12-4573	12-4593	9241
.0002	12-4602	—	9242
.0004	12-4575	12-4595	9243
.0006	12-4574	12-4594	9244
.001	12-4604	12-4605	9246



1940-54 Big Twin Left Side Case Rollers, 24 per set.

**Size 24-Piece 100 Pack OEM**

Standard	10-0300	—	9220
.0002	10-0301	—	9221
.0004	10-0302	12-4512	9222
.0006	10-0303	—	9223
.0008	10-0304	12-4514	9224
.001	10-0305	—	9225



**All Rollers by TORRINGTON®**



Big Twin Pinion Shafts.					
Model	Year	OEM	Jims	Eastern	Replica
61 & 74	1939-53	24006-39	10-8323	10-0400	10-0441
61 & 74	1954-57	24006-54A	10-8324	10-0401	10-0422
74	1958-72	24006-58	10-8325	10-0402	10-0488
74 & 80	1973-80	24006-73	10-8326	10-0403	10-0875
80	1981-82	24006-80	10-8328	10-0408	—
80	1983-86	24006-83	10-8328	10-0409	10-0439


\* Requires use of late 3/4 x 20 nut 24016-80



**Pinion Shaft Nut, Taper End.**

**Eastern Jims OEM Fits**

5 pack	Jims	OEM	Fits
12-0532	12-0612	24023-36	1936-E81 Big Twin
12-0517	12-0609	24016-80	L1981-83 Big Twin



**Case Race** machined and ground to factory specifications.

**Replica brand** is manufactured by Sifton.

**Sprocket Left Side Case Race for OHV and 1940-48 Big Twin Side Valve.**

Jims	Eastern	OEM	Size	Year/Model
10-0235	10-0208	24621-40	Standard	1940-54 Big Twin
—	10-0279	Replica	Standard	1940-54 Big Twin
—	10-0209	—	.005	1940-54 Big Twin
—	10-0210	—	.010	1940-54 Big Twin
—	10-0211	—	.015	1940-54 Big Twin

## Pinion Right Side Case Race

10-0240	10-0204	24599-40	Standard	1940-54 Big Twin
—	10-0293	Replica	Standard	1940-54 Big Twin
10-0241	10-0205	—	.005	1940-54 Big Twin
—	10-0206	—	.010	1940-54 Big Twin
—	10-0207	—	.015	1940-54 Big Twin
10-0243	10-0212	24599-55	Standard	1955-57 Big Twin
10-0244	10-0213	—	.005	1955-57 Big Twin

1958-92

10-0245	10-0214	24599-58A	Standard	1958-92 Big Twin
—	10-0278	Replica	Standard	1958-92 Big Twin
10-0246	10-0215	—	.002	1958-92 Big Twin
—	10-0216	—	.005	1958-92 Big Twin
10-0248	10-0217	—	.010	1958-92 Big Twin
—	10-0230	—	.015	1958-92 Big Twin

**1936 OHV Case Races.** Note: VT No. 10-2498

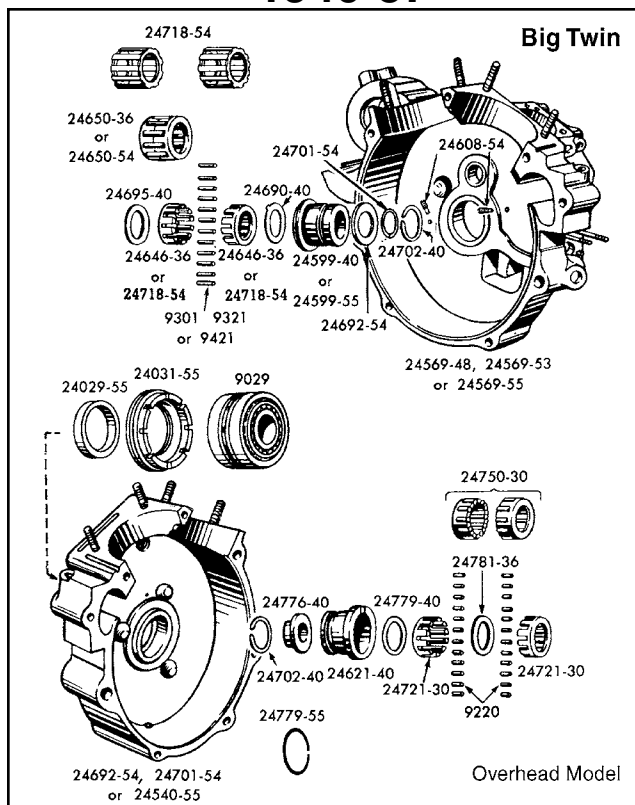
—	10-0226*	413-36	1936-39	Right	
Standard					
—	—	—	1936-39	Right	.005
—	10-0228*	416-36	1936-39	Left	
Standard					
—	10-2521*	—	1936-39	Left	.002

\*Note: Fits 1937-39 Big Twins, 1936 Overhead Valve.



# Big Twin Internal Spacer

## 1940-57



Spacers for 1940-57 Big Twin models.

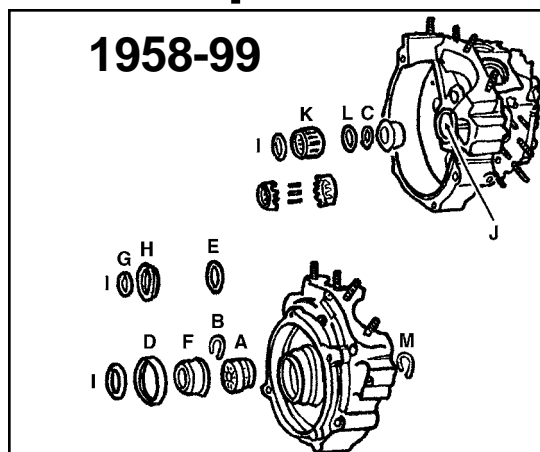
VT No.	OEM	Description
12-0310	9029	1955-68 Left Crankcase Bearing, each
10-1160	24029-55	1955-64 Sprocket Shaft Spacer .336, 5 pack
14-0965	24031-55	1955-57 OEM type Insert
7410-1	24031-55	1955-57 Sprocket Shaft Seal and Nut, each
14-0177	—	Seal Only for Above, each
12-0400	24646-36	1937-53 Right Roller Bearing Retainer, pair
10-1155	24690-40	1940-50 Right Bearing Washer, 5 pack
10-1154	24692-54	1954-57 Right Bearing Washer, 5 pack
10-1156	24695-40	1940-54 Right Bearing Spacer, 5 pack
12-0913	24701-54	1954-57 Right Bearing Retainer Ring, 10 pack
12-0914	24702-40	1940-54 Crankcase Bearing Ring, 10 pack
12-0403	24718-54	1954-57 Right Roller Bearing Retainer, each
12-0401	24721-30	1930-54 Left Roller Bearing Retainer, pair
10-0429	24776-40	1940-54 Left Bearing End, each
10-1158	24779-40	1940-54 Left Bearing Washer, 5 pack
12-0935	24779-55	1955-69 Left Bearing Retainer Ring, each
10-1159	24781-36	1937-57 Left Bearing Spacer, 5 pack



Steel Roller Retainer Cages.

VT No.	OEM	Year	Brand
<b>Big Twin Right Pinion</b>			
12-0400	24646-36	1936-54 Big Twin	V-Twin
12-0413	24646-36	1936-54 Big Twin	Sifton
12-0402	43578-35	1958-up Big Twin	Sifton
<b>Big Twin Left Side Sprocket</b>			
12-0401	24721-30	1930-54 Big Twin	V-Twin
12-0414	24721-30	1930-54 Big Twin	Sifton

## 1958-99



12-0310



12-0427



12-0946

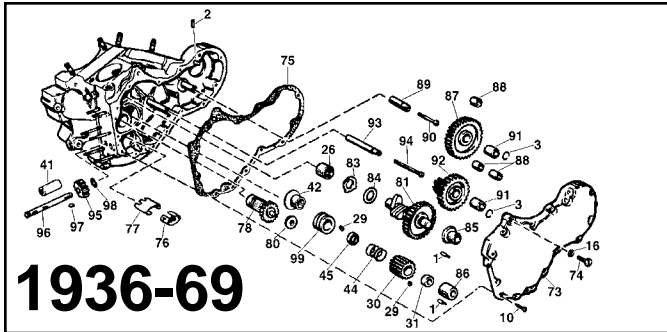
Spacers for 1958-99 Big Twin Models.

VT No.	OEM	Description
12-0310	9029	(A) 1955-68 Left Crankcase Bearing
12-0427	9029	(A) 1955-68 Left Crankcase Bearing, VT
12-0309	9028	(A) 1969-up Left Crankcase Bearing
12-0947	11160	(B) 1985-up Left Bearing Retainer Ring
12-0904	11007	(C) 1958-86 Right Bearing Retainer Ring
12-0946	11177	(C) 1987-92 Right Bearing Retainer Ring
12-0967	11177A	(C) 1993-99 Right Bearing Retainer Ring
14-0965*	24031-55	(D) 1958-68 Crankcase Seal OEM type
7410-1*	24031-55	(D) 1958-68 Crankcase Seal
14-0185	24031-69	(D) 1969 Crankcase Seal
12-0712	23741-55	(E) 1955-84 Crankcase Bearing Shim .003
10-0427	240003-70	(F) Sprocket Shaft Spacer
10-1160	24029-55	(G) 1955-64 Sprocket Shaft Spacer .336 1966-68
10-2509	24029-65	(G) 1965-only Sprocket Shaft Spacer .621
10-2513		(I) Includes the one each of the following 1966-69 Sprocket Shaft Spacers:
Set of Six		24032-66 Size .516, 24033-66 Size .546, 24034-66 Size .576, 24035-66 Size .606, 24036-66 Size .636, 24037-66 Size .666
12-0250	24608-54	(J) Screw right case bushing
10-2533	24650-58	(K) 1958-86 Right bearing assembly, standard
10-1157	24692-58	(L) 1958-86 Right bearing washer
12-0935	24779-55	(M) 1955-69 Left bearing retainer ring
12-0402	43578-35	(N) 1958-66 Right bearing retainer

\*Note: 7410-1, 7410-55 are a screw-in inserts with integral seals. VT No. 14-0965 is original screw-in type without seal.



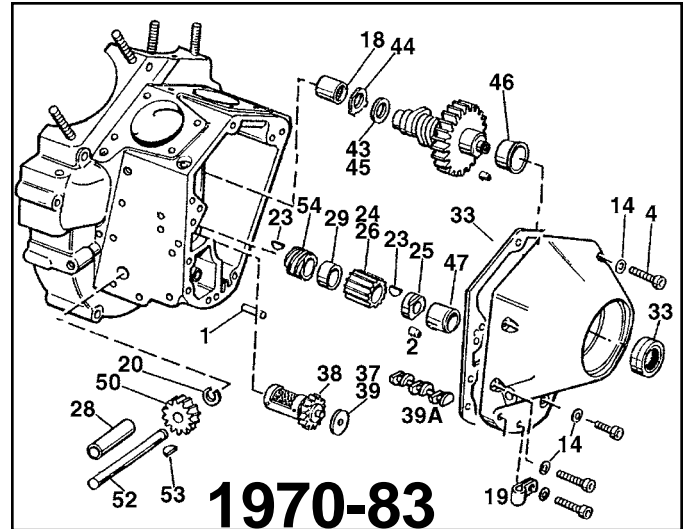
# Big Twin Pinion Hardware



## 1936-69

VT No.	OEM	#	Year/Item
12-1175	271	1	1936-up Bushing Pin
12-1166	377	2	1941-69 Pin
12-0915	25810-15	3	1937-57 Idler and Circuit Breaker Shaft Retaining Ring
8149-12	Chrome	10	1936-69 Screw, set
8150-12	Cadmium	10	1936-69 Screw, set
10-0714	25597-36	26	1936-57 Cam Bushing
10-2527	As Above	26	.005 Oversize
12-0316	9058	26	1958-up Needle Bearing
12-0202	23985-54	29	1954-up Key
12-1379	24010-54	30	1954-77 Pinion Gear
12-1399	24010-39	30	1939-53 Pinion Gear
12-0507	24023-54	31	1954-89 Nut
10-0703	24641-36	41	1936-up Bushing
12-1525	24692-40	42	1940-53 Seal Ring
13-0105	24699-37	44	1937-69 Spring
12-1521	24703-54	45	1954-69 Spacer
12-1520	24703-40	45	1940-53 Spacer
10-0065	25216-36	73	1936-47 Gear Cover
10-0066	25216-48	73	1948-53 Gear Cover
10-0068	25216-58	73	1954-62 Gear Cover
10-0077	25216-65	73	1963-65 Gear Cover
8771-2	25218-63	74	1963-65 Chrome Bolt with 16
8772-2	25218-63	74	1963-65 Cadmium Bolt with 16
15-0122	25225-36C	75	1941-69 Gasket
12-1517	25275-36	76	1936-69 Breather Screen
12-1518	25279-36	77	1936-69 Separator
12-9967	25300-36	78	1936-47 Breather Valve Standard, S&S
12-9968	—	78	As Above, .030 Oversize
12-9907*	25300-36	78	1941-77 Breather Valve Standard, S&S
12-9956*	—	78	As Above, .030 Oversize
12-9909	S&S	80	Washers for above, set
12-1536	25300-36	78	1941-77 Breather Valve Std, includes 8 pc washer set
12-1509	25313-50	80	1950-78 .115, 4 pack, one of each
	25314-50		.120 Breather
	25315-50		.125 Washer
	25316-52		.110 Set
17-0908	25550-57	83	1958-up Lock Washer
10-1254	25550-84	84	1984-up .045 Thick
12-1508	—	84	1936-up Cam Gear
			Washer Set .050-.095
12-1440	25550-36	84	.050 Cam Gear Washer
12-1441	25551-36	84	.055 Cam Gear Washer
12-1425	25552-36	84	.060 Cam Gear Washer
12-1426	25553-36	84	.065 Cam Gear Washer
12-1427	25554-36	84	.070 Cam Gear Washer
12-1428	25555-36	84	.075 Cam Gear Washer
12-1429	—	84	.080 Cam Gear Washer
12-1430	—	84	.085 Cam Gear Washer
12-1431	—	84	.090 Cam Gear Washer
12-1432	—	84	.095 Cam Gear Washer
12-1433	—	84	.100 Cam Gear Washer
10-0704	25581-36	85	1941-69 Bushing, Standard
10-2524	As Above	85	.005 Oversize
10-0706	25582-36	86	1936-53 Cam Cover Bush Standard
10-2526	As Above	86	1936-53 .005 Oversize
10-0707	25582-54	86	1954-72 Bushing, Standard
10-2529	As Above	86	.005 Oversize
12-1388	25775-36	87	1936-69 Idler Gear, S&S
12-1397	25775-36	87	1936-69 Idler Gear
12-1393	As Above	87	with Holes
10-0716	25785-30A	88	1936-69 Idler Bushing
10-0801	25791-36	89	1936-69 Idler Stud
12-0198	25794-36	90	1936-69 Screw
10-0807	25800-36	91	1936-69 Spacer
10-0808	25800-36B	91	1936-69 Spacer, .750 Outside Diameter
12-0915	25810-15		Retainer Ring
12-1396	25850-36A	92	1936-69 Circuit Breaker Drive Gear
12-1479	25850-36	92	1936-47 Circuit Breaker Drive Gear
12-1389	25850-36A	92	1936-69 Circuit Breaker Drive Gear, S&S
10-0802	25856-36	93	1936-69 Circuit Breaker Drive Gear Stud
12-0199	25859-36	94	1936-58 Circuit Breaker Stud Screw Right Hand
12-0196	1430	94	1959-69 Screw, Left Hand
12-1449	26345-39	95	1939-72 Drive Gear, 25T
12-0803	26346-36	96	1936-67 Gear Shaft
12-0804	26346-68	96	1968-69 Gear Shaft
12-0205	26348-15	97	1936-up Oil Pump Key
12-0916	26348-36	98	1936-69 Ret. Ring
12-1395	26349-39	99	1939-53 Drive Gear
12-1496	26349-39	99	1939-53 Drive Gear
12-1450	26349-54	99	1954-72 Drive Gear

Note: Must be used with 1954-77 Pinion and Cam Gears.



## 1970-83

### 1970-83 Big Twin Pinion Hardware

VT No.	OEM	#	Year/Item
12-1184	275	1	1970-up Bushing Pin
12-1153	358	2	1970-up Dowel Pin
8761-7	Kit	4	1970-92 Chrome Allen Screw Set
9305-7	Kit	4	1970-92 Stock Chrome Screws
9306-7	Kit	4	1970-92 Stock Cadmium Screws
9633-50	6099	14	1970-up Washer, Chrome
12-0316	9058	18	1970-up Needle Bearing
37-8971	10046	19	1981-up Wire Clamp
12-0901	11002	20	1970-up Oil Pump Retainer Ring
12-0202	23985-54	23	1970-up Key, Gear Shaft
12-1379	24010-54	24	1970-77 Pinion Gear
Note:	24040-78	24	Late 1977-up Pinion Gear
See Chart for Pinion Gear Listing			
12-0507	24023-54	25	1970-89 Pinion Gear Nut
12-0613	24023-54	25	1970-89 Pinion Gear Nut, Jims
10-0703	24641-36	28	1970-up Oil Pump Shaft Bush
12-1539	24703-54B	29	1970-89 Pinion Gear Spacer
12-9922	24704-90	29	1990-up Pinion Gear Spacer
15-0871	25225-70B	33	1970-92 Gasket and Seal Kit
12-9907*	25300-36	38	1941-77 Breather Valve, S&S
12-9956*	—	38	1941-77 Breather Valve, S&S, .030 Oversize
12-9906	25313-77	38	1978-85 Breather Valve, S&S
12-9957	—	38	1978-85 Breather Valve, S&S, .030 Oversize
12-9909	S&S	37	Washers for Above (Set)
12-1536	25300-36	38	1941-77 Breather Gear, Sifton Steel includes 8-piece thrustwasher set
12-1537	25313-77	38	1978-99 Breather Gear, Sifton Steel
12-1531	25310-82	38	1982-90 1992-up Breather Valve (Plastic)
12-1509	25313-50	39	1950-78 .110-.125 4 Piece Set
12-1510	—	39	1979-82 .110-.145 Set, 8 pack
12-1530	Nylon	39	1982-up .130-.165 Set, 8 pack
12-1508	25550-36	43	1970-up Cam Gear
			Washer Set .050-.095 (10 pieces)
10-1254	25550-84	43	1984-up .045 Thick, 5 pack
12-1440	—	43	.050 Cam Gear Washer
12-1441	—	43	.055 Cam Gear Washer
12-1425	—	43	.060 Cam Gear Washer
12-1426	—	43	.065 Cam Gear Washer
12-1427	—	43	.070 Cam Gear Washer
12-1428	—	43	.075 Cam Gear Washer
12-1429	—	43	.080 Cam Gear Washer
12-1430	—	43	.085 Cam Gear Washer
12-1431	—	43	.090 Cam Gear Washer
12-1432	—	43	.095 Cam Gear Washer
12-1433	—	43	.100 Cam Gear Washer
17-0908	25550-57	44	1958-up Lock Washer, 5 pack
10-0705	25581-70	46	1970-up Bushing
10-2525	25581-70	46	1970-up Bushing, .005 Oversize
10-0707	25582-54	47	1954-72 Bushing, Standard, each
10-0708	25582-73	47	1973-92 Bushing Standard
10-2529	As Above	47	1973-92 Bushing .005 Oversize
12-1407	26345-73	50	1973-up Drive Gear, 24T
12-0805	26346-70	52	1970-up Gear Shaft
12-0205	26348-15	53	1936-up Oil Pump Key, 10 pack
12-1450	26349-54	54	1954-72 Drive Gear
12-1408	26349-73	54	1973-83 Drive Gear

\*Note: Must be used



# Big Twin Oil Pump Assembly

## Replica Oil Pump



12-9969



12-9801

Washers

**Sifton™ Oil Pump Assembly** features improved oil pump pressure regulation that will ensure correct oiling to all areas of Big Twin engines. This pump kit includes all necessary fittings, snap rings, keys, gaskets and mounting bolts. Can be used on either chain drive or belt drive models. **Note:** On 1970-80 models a drilling operation is required, use VT No. 16-0986 drill fixture. Available with breather gear kit. Oil pump kits with breather include drive gear, breather gear and washers, uses S&S style gaskets.

Pump	Pump With Breather	Year	Finish
12-9969	12-9800	1936-53	Polish
12-9970	12-9801	1936-53	Chrome
12-9969	12-9806	1954-72	Polish
12-9970	12-9807	1954-72	Chrome
12-9971	12-9802	1973-91	Polish
12-9972	12-9803	1973-91	Chrome

**S&S Complete Oil Pump Assemblies** with billet bodies. Include all internal gears and shafts for years listed. Also available as complete kits that include drive shaft gear, pinion shaft gear and breather gear kit.

### Oil Pump Assembly

VT No.	Years
12-8001	1936-72
12-8002	1973-91



12-8002

### Oil Pump Kits with Breather Assembly

VT No.	Years
12-8008	1973-91

**Note:** S&S Oil Pumps are machined for two basic groups 1936-72 and 1973-91. Installations on engines from 1936-1969 and 1981-91 are strictly bolt on and require no modifications. Engines from 1970-80 require a simple drilling step and engines from 1970-72 require a plugging step. Both steps can be performed while the engine is still in the chassis. All 1973-76 applications require 1977-up diameter pinion and cam gears.

Warranty: All Oil Pumps are covered under our "exchange only" provision. No credit will be issued as these items are exchange only



12-0105



**Oil Pump Cover** fits 1968-91 type without chain oiler. Order allen screws separately.

VT No.	Item
12-0105	Chrome Cover
12-0106	Polished Cover
12-0109	Cast Cover
8746-12	1/4" - 24 Screws 1968-77
8747-12	1/4" - 24 Screws 1978-91



**Pro Just Adjustable Pressure Relief Cap** allows the precise adjustment of oil pressure by turning the adjusting screw clockwise to increase oil pressure or counterclockwise to reduce oil pressure. Comes with a "super pump" spring provided in our spring kit 13-9222. Works in stock 1981-99 oil pumps as well as S&S and other aftermarket oil pumps. Fits 1981-99 without oil vent. **VT No. 12-9921**



12-9931

**Complete Cast Iron Oil Pump Assembly** for 1950-67 Big Twin, replaces 26201-48D.

VT No.	Item
12-9931	Complete Assembly
12-0295	Rebuild

### Replica Style Big Twin Oil Pump for 1941-49

V-Twin includes cast outer cover without rotator.

VT No.	Item
12-1947	Complete
12-9750	Cover Only
40-0509	Fitting
40-0297	Fitting
12-0271	Rebuild



12-1947



12-1947



40-0561

**Oil Pump Fitting Kit** fits 1968-84 Big Twin models.

**VT No. 40-0561**

**Chain Oil Adjuster Screws** sold each.

VT No.	OEM	Fits	Head
12-1404	26383-32	1941-53 FL-FX	Hex
12-1476	26383-32	1936-48 Big Twin Slot	
12-0584	63610-53A	1954-64 Big Twin Slot	



12-1404



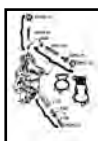
12-1476

### 1936-40 Overhead Valve

### Knucklehead Oil Pump Parts.

Hardware kit includes by-pass kit, adjusting screw kit and gaskets.

VT No.	Item
12-1480	Hardware Kit
12-0477	Pump Assembly
12-1482	Oil Pump Cover, 282-36
12-1545	Oil Pump Cover, Cad
12-0452	Body
12-0453	Body
12-0296	Rebuild Kit
40-1421	Fitting
12-0109	Parkerized Cover



12-1482



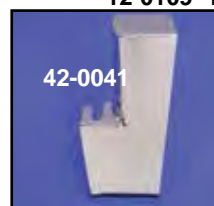
12-0477



12-1545



42-0011




42-0041


### Chrome Oil Pump Covers

**Covers** mount onto the existing bolts on Big Twin models

VT No.	Years
42-0041	1970-84 with chain oiler fitting
42-0011	1980-91



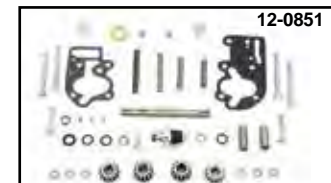
12-0855



12-0853

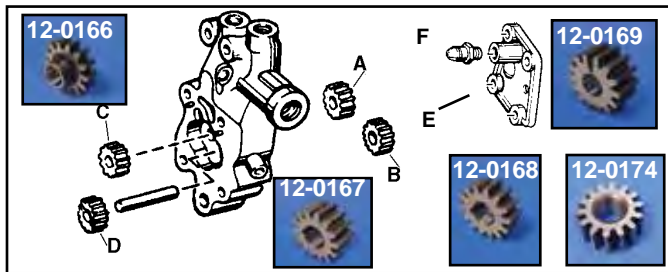
### Oil Pump Rebuilds.

12-0296	1936-40
12-0271	1941-49
12-0295	1950-67
12-0855	1968-69
12-0853	1970-72
12-0297	1973
12-0852	1974-77
12-0851	1978-91




12-0851



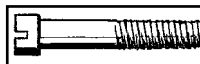


VT No.	Jims	#	OEM	Type	Year
12-1449			26345-36	Drive Gear	1936-72
12-1220			26325-36	Scavenger Idler	1936-40
12-1221			26315-36	Feed Gear	1936-40
12-0179			26317-36	Feed Idler	1936-40
12-0167			26320-36	Scavenger	1936-40
12-0168			26315-48	Feed	1948-61
	12-1434	A	26315-68A	Return Drive	
12-0166		B	26317-48	Idler Feed	1948-61
12-0170		B	26317-62	Idler Feed	1962-67
12-1420	12-1435	D	26317-68A	Return Idler	
12-0167		C	26320-36	Scavenger Gear	1936-up
12-0169		D	26325-49	Scavenger Idler	1949-62
12-0174		D	26326-62A	Scavenger Idler	1962-up
12-0801			26327-68	Idler Shaft	1968-99
12-0800			26327-52	Idler Shaft	1962-67
12-0802			26328-41	Idler Shaft	1941-66
12-1437		A	26328-74	Feed Drive	
12-9905		E	26237-50	Cover	1948-67
12-0801			26327-68	Idler Shaft	1968-99
12-0805			26346-70	Drive Shaft	1970-99
12-0812			26346-36	Drive Shaft	1936-67
12-0803			26346-36	Drive Shaft	1936-67
12-0804			26346-68	Drive Shaft	1968-69
10-0703			24641-36	Bushing	1936-99
40-0510		F	26424-50	Fitting	1948-67
12-0204			26340-36	Key	1941-67
12-0205			26348-15	Key	1936-67
16-1033				Burnish Tool	All

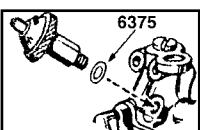


**Sifton Big Twin Oil Pump Drive Shaft Kit** includes 3 keys, shaft gear, bushing and snap ring.

Kit	Shaft	Year
12-0808	12-0812	1936-67
12-0809	12-0804	1968-69
12-0811		1970-72
12-0810	12-0805	1973-99




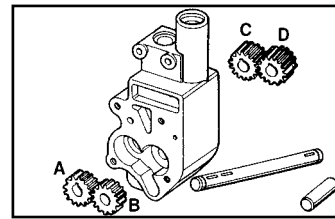
**Oil Pump Mounting Screw** replaces 1397 for use on all 1941-49 Big Twin models.  
VT No. 12-1405



**Sealing Washers** for oil fitting, pressure switch, relief valve, check valve, and tappet oil screen in brass.

VT No.	OEM	Fits	Type
14-0031	6156	1941-69 Big Twin	Adjuster Screw
14-0032	6581	1954-78 Big Twin	Relief Valve Plug
14-0033	6377	1950-99 Big Twin	Oil Pressure
14-0178	6375	1946-57 Big Twin	Pressure Switch

## Oil Pump



**Replica Oil Pump Mount Kits** for Big Twins includes studs where required. Available as stock style fasteners in chrome, cadmium, parkerized or zinc finish or as custom kits in acorn or allens.

Chrome	Cadmium	Parkerized	Zinc	Acorn	Allen	Years/Style
8740-19	8741-19	9694-19	—	—	—	1936-67 OHV
8742-14	8743-14	—	—	—	8746-12	1968-77 Stock
8744-12	—	—	9787-12	7827-12	8747-12	1978-91 Stock



**S&S Oil Pump Gasket and Master Rebuild Kits** are available with paper or mylar gaskets. Gasket kits include inner and outer gaskets, drive shaft key and snap ring. Master rebuild kits include seal, snap rings, springs, ball, inner and outer gasket, O-rings, and keys.

Gasket Kit	Master Rebuild Kit	Type	Year
15-0657	—	Mylar	1936-91
15-0658	15-0361	Paper	1936-91
15-0362	15-0364	Mylar	1992-99
15-0363	—	Paper	1992-99

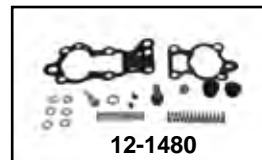
**A-Long Oil Pump Nut** with 1/4-24 thread. Used on 1936-67 OHV. Sold each.

VT No.	Finish
8108-1	Chrome
8109-1	Cadmium
9674-1	Parkerized




**B-Standard 1/4 - 24 Thread Hex Nut**, 12 pieces.

VT No.	Finish
8110-12	Chrome
8111-12	Cadmium
9673-12	Parkerized



**Oil Pump Gasket Kits** include gaskets, seals, snap ring, balls and keys. Spring and ball bearing not included with James kits.

James	GB No.	Type	Year/Model
—	12-1480	Paper	1936-40 Over Head Valve
15-1184	14-0008	Paper	1941-49 Big Twin
15-0851	14-0009	Paper	1948-67 Big Twin
15-0852	15-0193	Mylar	1968-80 Big Twin
15-0853	14-0025	Paper	1968-80 Big Twin
15-0854	15-0233	Mylar	1981-91
15-0855	14-0026	Paper	1981-91




**Big Twin Oil Pump Gaskets** are available in 10 pack.

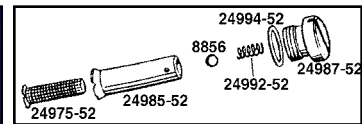
James	GB No.	#	OEM	Use	Years
15-0939	15-0127	B	26246-68A	Case	1968-80
—	15-0455		26246-68A	Case	1968-80
15-0952	15-0137	B	26273-80B	Case	1980-91
—	15-0727		26245-41	Case	1941-67 (Mylar)
15-0126	—		26245-41	Case	1941-67 (Mylar)
15-0949	15-0293	A	26258-68B	Cover	1968-80
15-0940	15-0294	B	26246-68A	Case	1968-80
15-0953	15-0295	B	26273-80B	Case	1980-91
15-0956	15-0296	A	26276-80A	Cover	1980-91



# Big Twin Oil Pump

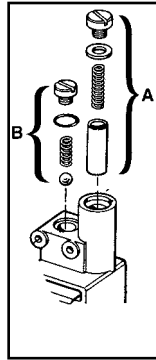


**Tappet Oil Screen, Oil Pump Check Valve and Relief Valve Plugs.**  
Replacement styles as shown.



**Oil Screen Parts Kit** for 1952-62 includes all parts shown  
24975-52 screen, 24985-52 housing body, 8856 ball, 24992-52 spring, 24987-52 plug, and 24994-52 washer.

VT No.	Item
12-0159	Kit
12-1522	Screen, each
15-0306	Cork Seal, 24990-52, 10 pack
12-0176	Housing Body

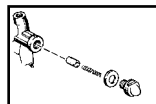


**A-Relief Valve/By Pass Kits** include spring, plug and valve.

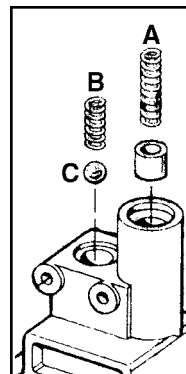
VT No.	Year
12-1477	1937-53
37-8946	1954-67
12-1484	1968-72
12-1485	1973-80
12-1486	1981-2000

**B-Check Valve Kits** include ball, spring and cap.

12-1490	1936-55 and 1966-80
12-1489	1956-65
12-1487	1981-99



**Oil Pump Relief Valve Kit** for 1954-67 includes plug, spring and valve. **VT No. 37-8946**



**A-Relief Valves and Springs.**

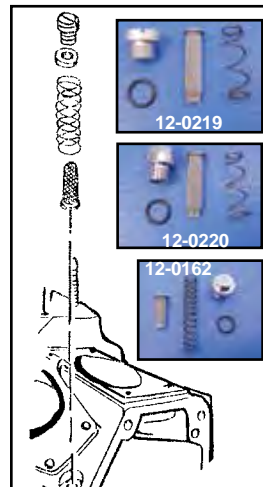
VT No.	OEM	Years	Item
13-0107	26374-54	1952-72	Spring
13-0217	26374-42	1941-52	Spring
13-0111	26207-83	1983-00	Spring
12-1417	26400-54	1954-81	Valve

**B-Check Valve Springs.**

VT No.	OEM	Years
13-0113	26363-36	1936-55
		1966-76
13-0114	26363-56	1956-65
13-0112	26262-80	1981-99

**C-Ball**

12-0158	8866	1954-99
---------	------	---------



**Oil Screen Kit** includes proper plug, screen o-ring and spring.

Chrome Cap	Stock Replica	Years
12-0151	12-0219	1970-80
12-0152	12-0220	1981-84
—	12-0159	1952-62
12-0162	12-0217	1963-65
12-0150	12-0218	1966-69

**Tappet Oil Screens** are exact replacement of OEM, sold each.

12-1522	24975-52	1952-62
12-1529	24975-63	1963-65
12-1516	24981-66	1966-69
12-1515	24981-70	1970-99

**Oil Screen Spring** for the tappet oil screen, sold in pack of 10.

13-0216	24992-52	1952-62
13-0164	24979-63	1963-65
13-0108	24982-66	1966-69
13-0109	24982-70	1970-82

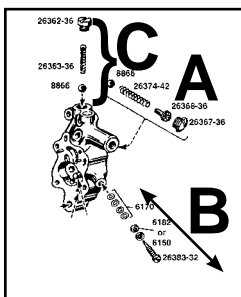


**"Super-Pump" Spring Kit** for 1966-99 Big Twin.

VT No.	Brand
13-0575	VT
13-9222	E.R.T. SP-1

VT No.	#	OEM	Fits	Finish
8702-2	G	26362-36	1936-80 Check Valve	Chrome
9523-1	B	26362-36	1936-80 Check Valve	Cadmium
9524-1	B	26362-36	1936-80 Check Valve	Parkerized
9525-1	B	26362-36	1936-80 Check Valve	Chrome
9526-1	A	26367-36	Stock, 37-52 By By-Pass	Cadmium
9527-1	A	26367-36	Stock, 37-52 By By-Pass	Parkerized
9528-1	A	26367-36	Stock, 37-52 By By-Pass	Chrome
8704-2	G	24987-52	1952-65 Tappet Screen	Chrome
9603-2	C	24087-52	1952-65 Tappet Screen	Cadmium
9604-2	C	24987-52	1952-65 Tappet Screen	Chrome
9605-2	D	26377-54	Oil Pump Relief 1954-67	Cadmium
9606-2	D	26377-54	Oil Pump Relief 1954-67	Chrome
8705-2	G	655	1966-69 Tappet Screen	Chrome
9874-2	C	655	1966-69 Tappet Screen	Cadmium
9875-2	C	655	1966-69 Tappet Screen	Chrome
37-9222	2	Plugs	1952-65 Set	Chrome
37-9223	2	Plugs	1966-67 Set	Chrome
37-9224	3	Plugs	1966-69 Set	Chrome
8706-6	G	3 Plugs	1970-80 Set	Chrome
8707-6	G	26263-80	1981-99 3 Piece Set	Chrome
37-9225	H	3 Plugs	1970-80 Set	Chrome
37-9226	H	3 Plugs	1981-99 Set	Chrome
2074-6	H	3 Plugs	1981-99 Set	Chrome
2073-2	H	1981-99	1981-99 Each	Chrome
8701-2	G	657	1970-80 Tappet Screen	Chrome
8701-2T	G	657	1970-80 Tappet Screen	Chrome
9876-2	C	657	1970-80 Tappet Screen	Chrome
9877-2	C	657	1970-80 Tappet Screen	Cadmium
8700-2	G	26377-68	1968-80 Relief Valve	Chrome
37-9068	E	26377-68	1968-80 Relief Valve	Zinc
9607-2	E	26377-68	1968-80 Relief Valve	Chrome
9608-2	E	26377-68	1968-80 Relief Valve	Cadmium
9608-2T	E	26377-68	1968-80 Relief Valve	Cadmium
8703-2*	G	26263-80	1980-99 All	Chrome
8703-2T*	G	26263-80	1980-99 All	Chrome
9644-2*	F	26263-80	1980-99 All	Chrome
9645-2*	F	26263-80	1980-99 All	Cadmium
9634-4	F	26263-80	1980-99 2 Piece Set	Chrome
9635-4	F	26263-80	1980-99 2 Piece Set	Cadmium
37-8960*	J	26279-89	1981-99 All Dome Acorn	

\*Note: The 1981-up uses the same plug on check valve, tappet screen and relief valve



**A-Bypass Kit** fits 1937-40 EL and FL.  
**VT No. 12-1477**

**B-Oil Pump Adjusting Screw Kit** fits 1936-54 Big Twin and 45, includes screw, shims, washer and nut.

VT No.	Item
12-1465	Kit
12-0584	Screw


**C-Check Valve Kit** includes cap, spring and ball.

**VT No. 12-1481**





# Breather Gear



12-1510

**Stock Plastic Breather Valves.**

VT No.	OEM	Year
12-1531	25310-82A	L1977-99
12-1953	As Above	.005 Oversize


**C-Breather Valve Thrust Washer**

**Set** for 1950-99 Big Twin includes one of each size noted.

VT No.	Fits	Set
12-1510	1979-82	8 Steel .110, .115, .120, .125 .130, .135, .140, .145
12-1530	1982-99	8 Plastic .130, .135, .140, .145 .150, .155, .160, .165

**Breather Valve Thrust Washer Set** for 1950-78 Big Twin.


Made of steel, one of each of the following: .110, .115, .120, .125  
**VT No. 12-1509**



**12-1945 Sifton Air Ramp** fits S&S/Sifton Breather Gear on 1936-99 models to remove more air and oil from crankcase. Requires removal of screen for installation. Gear not included.

**VT No. 12-1945**

## Ball Bearings




VT No.	OEM	Size	Use/Fits
12-0172	8854	3/16"	1948-52 Hydraulic Unit
12-0161	8856	7/32"	Clutch Hub, 1941-54 All
12-0164	8858	1/4"	Oil Filler, 1948-64
12-0158	8866	3/8"	Check valve, 1941-up FL-FLH, Classic, 1971-up all FX, 1954-up all XL
12-0129		3/8"	Nylon Ball Bearings
12-0156	8872	1/2"	Shifter Cam Plunger 1941-76 with Handshift
12-0157	8860	5/16"	Clutch Ramp Assembly Steering Head 1971-83 All XL, 1954-78 All XL



**Sifton™ Breather Gear Kit** is constructed of precision ground steel with screen installed. Eight piece steel thrust washer set included. Fits 1948-77.

**VT No. 12-1538**



**A-Big Twin Steel Breather Valve** is a machined breather valve and gear. Designed to replace the stock steel or plastic units. Order 8-piece thrust washers separately. Available in stock duration only with either standard or +.030 oversize outside dimension.

VT No.	Years	Size	Brand
12-0786	1936-47	Standard	Sifton
12-9967	1936-47	Standard	S&S
12-9968	1936-47	+.030	S&S
12-9907*	1948-77	Standard	S&S
12-1536**	1948-77	Standard	Sifton
12-9956*	1948-77	+.030	S&S
12-9906	1978-99	Standard	S&S
12-1537	1978-99	Standard	Sifton
12-9957	1978-99	+.030	S&S
12-9909	All	Washer Set	S&S
12-1510	All	Washer Set	Sifton

**\*Note:** Requires use of late style thrust washer 1979-82.

**\*\*Note:** Includes thrust washer set 1979-82 type.



**Oil Pump Drive Gear Set** fits 1973-84 FL-FX.

**VT No. 12-1546**

**Sifton High Flow Pinion Shaft Oil Pump Drive Gear** for 1939-53 OHV Big Twins. 6 Tooth gear increases oil flow rate by approximately 25%. Requires use of late style (OEM#26345-73 VT No. 12-1407) oil pump drive shaft gear. Also available as a kit that includes correct drive shaft gear.

VT No.	Item
12-1496	Pinion Shaft Gear only
12-1505	Kit



## Breather Parts



**Big Twin Pinion Part Kit** is complete with proper parts.


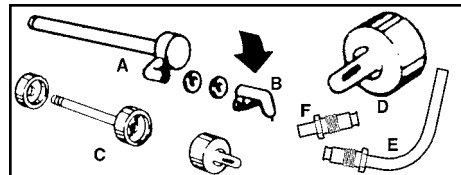
VT No.	Fits	Kit
12-0101	1936-53	Five Piece Kit
12-0102	1955-69	Four Piece Kit

**Pinion Shaft Seal Ring** is used on all 1940-53 Over Head Valve Big Twins, sold each. Replaces 24697-40.

**VT No. 12-1525**

**Breather Screens and Separator** fits 1936-69 Big Twin, sold in packs of 5.

VT No.	OEM	Item
12-1517	25275-36	Screen
12-1518	25279-36	Separator



Cap and Collar have been pressed together

**Primary Breather Tubes** for Big Twin models.

VT No.	#	OEM	Years	Item
49-1743		543-36	1936-38	Tube
12-1514	A	24912-48	1948-57	Tube
12-1448	A	29411-36	1936-47	Tube
12-0997	A&B	1936-47	Kit	
12-1528	B	24918-64	1936-57	Snoot
12-9908*	C	Kit	1958-64	All
12-1513	D	24918-58	1958-64	Rubber Nipple
12-9775				Breather Spacer & Washer Set
40-0547	E	24912-65	1965-66	Tube with Nut
40-0548	F	24913-67	1967	Tube with Nut
12-1191		24914-58	1958-64	Stud Only

**\*Note:** Includes 24925-58 spacer, 24914-58 stud, (24922-58 collar, 24923-58 cap Note: cap and collar have been pressed together) and 24918-58 rubber ripple.




# Cam Cover 1948-69 Big Twin



**Chrome Forged Alloy Cam Cover** fits 1948-62 Big Twins. Includes bushings installed.

VT No.	Years
10-0076	1948-53
10-0126	1954-62





**Big Twin Gear Covers** available in raw finish include bushings and breather pipe. All covers must be reamed for final fit.

VT No.	OEM	Year	Style
10-1936	584-39	1936	Smooth
10-1939	584-37	1937-39	Smooth
10-0065	25216-36	1940-47	8-Fin
10-0066	25216-48	1948-53	8-Fin
10-0067	25216-48	1948-53	4-Fin
10-0068	25216-58	1954-62	4-Fin

**Flatside Style Cam Covers** feature natural finish aluminum with bushings installed. VT No. 10-0077 accepts oil passage bolt.

VT No.	OEM	Year	Finish
10-0077	25216-65	1963-65	Cast
10-0079	25216-66	1966-69	Cast
10-0026	25216-61	1963-65	Chrome
10-1940	25216-66	1966-69	Chrome



**Knucklehead Cam Chest Kit** includes internal Big Twin replacement type parts for years listed, including a Sifton cam, replica cam cover and hardware.

VT No.	Year
10-0498	1937-40
10-0499	1940-47

**Stock Slotted Style Screws.**

VT No.	Year	Finish	Thread
8149-12	1936-69	Chrome	24
8150-12	1936-69	Cadmium	24
9621-12	1936-69	Parkerized	24
2101-12	1950-52	Chrome, Phillips	24
2102-12	1950-52	Cadmium, Phillips	24
9794-12**	1936-69	Chrome	20
9795-12**	1936-69	Cadmium	20
8771-2*	1963-65	Chrome	
8772-2*	1963-65	Cadmium	

\*Note: Oil Passage Bolt

**Chrome Allen Style**

8755-12	1936-69	Chrome	24 (Replica V-Twin)
9827-12**	1936-69	Chrome	20 (S&S)

\*\*Note: For Aftermarket Cases except V-Twin and Replica Cases





# Cam Cover for 1970-92 Big Twin



**Form Fitting Chrome Steel Covers** fit over stock cam cases on Big Twins. No need to remove cam case or disturb cam or gears. Covers held in place by existing screws. Fits 1970-92 VT No. 42-0111



9305-7



8761-7



7402-7

## Gear Cover Screw Sets.

1970-92	Finish	Type
9305-7	Chrome	Stock
9306-7	Cadmium	Stock
8761-7	Chrome	Allen
7402-7	Chrome	Acorn



**Quick Change Cam Gear Gasket and Seal Kit** fits Shovelhead and Evolution engines, includes both cork and quad seals for pushrods to fit all year range.

**James GB No. Year/Model**  
15-0871 15-0659 1970-92 Big Twin



48-1327



48-0368



48-1208

## Sifton Patches.

VT No.	Style
48-1327	Logo
48-0368	Handshake
48-1208	Cam
48-1163	Knucklehead



10-0110



10-0090



10-0088



10-0111



10-0040



10-1298

**Nose Cone Gear Covers** fit 1970-Early 73 Big Twin models with side oiling pinion shaft or 1973-92 end oiling models. Polished, or chrome with bushings installed. Seal included.

VT No.	Years	Finish	Brand
10-0110	1970-73	Chrome	MC
10-0090	1970-73	Polished	MC
10-0088	1973-92	Polished	MC
10-0040*	1973-92	Chrome	V-Twin
10-0111	1973-92	Chrome	MC
10-1298	1973-92	Black	MC

**\*Note:** Includes gaskets and mounting screws. All other numbers include seal only.


**THE SIFTON STORY**

Tom pictured in 1927 as a champion hill climber. During his 60 year motorcycle career he raced, tuned and sold Harley Davidsons from his San Jose Dealership, and founded the Sifton Products Company.





# ANDREW'S 1948-84 Big Twin Cam



10-2011

VT No.	Year	Grind	Timing	Duration	Valve Lift		Application
				@ .053	Shovel	Pan	
CAMS FOR STREET AND DRAG APPLICATIONS							
			-6/46	220	.390	.412	Stock H/D front cylinder timing
Stock (Front Cyl.) H/D Cams			44/20	244	.390	.412	Listed for Comparison
			14/38	232	.390	.412	Stock H/D front cylinder timing
Stock (Rear Cyl.) H/D Cams			44/20	244	.390	.412	Listed for Comparison
10-2011 10-2020 10-2030	1948-69 1970-77 1978-84	J	21/41	242	.405	.425	Mild street; Panheads and Shovelheads, smooth idle more power through R.P.M. range. Bolts in with no head work.
10-2260 10-2263 10-2267	1948-69 1970-77 1978-84	A2	19/43	242	.450	.470	Bolt in cam that requires no head work. More mid range and hi end power. Idle unaffected.
10-2310 10-2320 10-2331	1948-69 1970-77 1978-84	AB	21/43	244	.450	.470	"A" Intake and long duration exhaust for cooler running and more high-end power. Both in street cam (except 80-81).Okay. for Hydraulic Lifters.
10-2351 10-2353 10-2358	1948-69 1970-77 1978-84	B2	26/50	256	.485	.507	Street Drags: More mid range and high end power, smooth idle. Best cam for modified 74/80 cubic inch and small strokers. Spring spacing required.
10-2430 10-2440	1970-77 1978-84	BH	24/52	256	.450	.470	Hydraulic version of a "B" cam. Usually a bolt in but spring spacing may be required on 1980-81 Shovelheads.
10-2264 10-2265	1948-69		29/53	262	.510	.535	Upgraded version of original #6 Grind. Great street cam for 84/88 inch strokers. Maximum Torque available from 2200 to 6500 R.P.M
10-2600 10-2610 10-2620	1948-69 1970-77 1978-84	C	37/61	278	.525	.550	Best production cam made for big street engines. Stokers from 84" to 96" will really turn on with this cam. Broad torque range pulls from 2000 to 7000+ R.P.M.
CAMS FOR LOW COMPRESSION ENGINES							
10-2420	1948-69	B					Bolt In
10-2130 10-2140 10-2150	1948-69 1970-77 1988-84	1	16/36	232	.427	.450	This is the low compression piston version of "A" grind cam for 74 and 80 cubic inch for engines with 7.5 compression pistons.
10-2340 10-2350	1970-77 1978-84	2	15/35	230	.490	.512	Low compression piston version of a "B" grind cam. More power through R.P.M. range
10-2630 10-2640 10-2650	1948-69 1970-77 1978-84	3	23/43	246	.514	.540	High lift, short duration for motors 84 cubic inch engines or larger. More power for small strokers with 7.5 compression pistons
HIGH PERFORMANCE & DRAGSTER CAMS							
10-2740 10-2750	1948-69 1970-77 1978-84	M	28/56	264	.590	.210	Street Drags: 88+ cubic inch engines maximum mid-range torque cam 3000/6500 RPM. OK for low compression on street. Andrews springs and collars make installation easy.
10-2850 10-2860 10-2870	1948-69 1970-77 1978-84	9	32/64	276	.530	.222	Drags: Broad tip design for maximum mid-range power for strokers from 88 cubic inches and larger. Requires Andrews springs and collars for head set up and installation.
10-2890 10-2900 10-2910	1948-69 1970-77 1978-84	10	34/70 70/34	284 284	.580 .580	.230	Maximum output dragster cam for BIG motors from 92" cubic inch and up. This cam is for best torque up to 6500 R.P.M. Requires Andrews springs and col-lars.



## Competition Cams

10-5013



VT No.	Year	Application Hydraulic	P/N	Duration @ .053		Valve Lift		Valve Timing Open/Close		Lift @ TDC	
				Intake	Exhaust	Intake	Exhaust	Intake	Exhaust	Intake	Exhaust
10-5009	78-84	Very good torque and mid-range. Good roll on power.	SHV4000	236	236	.450"	.450"	14/42	42/14	.093"	.093"
10-5010	70-77		SHV-4001								
10-5011	78-84	Good torque strong mid-range and good roll on power.	SHV4010	236	236	.485"	.485"	14/42	42/14	.093"	.093"
N/A	70-77		SHV-4011								
10-5013	78-84	Valve springs needed.	SHV4020	242	242	.485"	.485"	17/45	45/17	.103"	.103"
10-5014	70-77	Increased midrange over	SHV-4021								
10-5016	70-77	Performance cam. Use with carb, pipes and valve springs.	SHV-4031	252	252	.485"	.485"	22/50	50/22	.120"	.120"





# 1948-84 Big Twin Cam

**CRANE**  
**Cams**

*The Leader in Performance Technology*



CLASSIC

		Specifications				Series Grind Number	TYPE & APPLICATION
VT No.	Year	DURATION @ .053"		Gross Valve Lift			
		OPEN/CLOSE <sup>a</sup>					
		INT.	EXH.	INT.	EXH.		
10-8252	1948-69	248 24/44	248 44/24	.455 <sup>b</sup> 479°	.455 <sup>b</sup> 479°	Hydraulic 300H	<b>HYDRAULIC</b> - Bolt-in. Broad power range for streetable performance. Works Fireball well with stock compression or increased up to 10:1. Low and mid range improvement. Does not require valve spring change. Works well with stock carburetor and exhaust or performance parts.
10-4380 10-4381 10-4382	1948-69 1970-77 1978-84	244 20/44	244 44/20	.455 <sup>b</sup> 479°	.455 <sup>b</sup> 479°	Fireball 296A	<b>MECHANICAL</b> - Bolt-in performance throughout the power range. Also recommended for increased torque in heavy bikes with heavy loads. No spring change required. Works well with stock carburetor and exhaust. Does not have Cranes multi-indexed gear. Replaces A.
10-4383 10-4384	1948-69 1970-77	256 26/50	256 50/26	.490 <sup>b</sup> .516°	.490 <sup>b</sup> .516°	Fireball 308B	<b>MECHANICAL</b> - Performance cam. Can be used with stock compression but works well with 10.5:1 compression ratio. Mid range and top end improvement. Heads must be clearanced and may require valve spring change to install. Works well with performance exhaust, carburetor and cylinder head work. Replaces B.
10-4352	1948-69 1970-77	254 25/49	264 62/22	.450 <sup>b</sup> 474°	.450 <sup>b</sup> 474°	Hydraulic Hi-Roller H298-2B	<b>HYDRAULIC</b> - Performance can be used with performance type carburetor and exhaust. Increased mid-range and top end horsepower. Check valve-to- valve clearance.
10-4356	1948-69	266 31/55	266 55/31	.525 <sup>b</sup> .553°	.525 <sup>b</sup> .553°	Hi-Roller 310B	<b>MECHANICAL</b> - High performance street and drags. Increased compression ratio and/or cubic inches required. Must change valve springs and check spring travel, piston-to-valve, and valve-to-valve clearances.
10-4362 10-4369	1970-77 1978-84	268 32/56	268 56/32	.485 <sup>b</sup> .511°	.485 <sup>b</sup> .511°	Hi-Roller 304B	<b>MECHANICAL</b> - Streetable high performance. Increased compression ratio and/or cubic inches required. Must change valve springs and check spring travel, piston-to-valve, and valve-to-valve clearances.
10-4371	1948-69	276 36/60	276 64/32	.550 <sup>b</sup> .579°	.550 <sup>b</sup> .579°	Hi-Roller 320B	<b>MECHANICAL</b> - Street and drag cam for high performance engines. Increased cubic inches required for best results. Head work required for proper spring travel, piston-to-valve, and valve-to-valve clearances.
10-4374 10-4375 10-4376	1948-69 1970-77 1978-84	286 41/65	286 73/33	.575 <sup>b</sup> .606°	.575 <sup>b</sup> .606°	Hi-Roller 330B	<b>MECHANICAL</b> - Drag cam for large cubic engines. Head work required for proper spring travel, piston-to-valve, and valve-to-valve clearances, also to insure maximum performance Camshafts having over .450" valve lift in 1948-69 engines, will need to have front


Camshafts having over .450" valve lift in 1948-57 engines, will need to have front intake lobe-to-case clearance checked.

<sup>a</sup> To convert cam lift to valve lift, multiply the cam lift figure by the rocker arm ratio: Shovelhead - 1.425; Panhead - 1.5.

<sup>b</sup> Opening and closing figures for camshafts with the multiple keyway gear are based on the gear installed in the "0" position.

<sup>c</sup> Gross valve lift for Shovelhead with 1.425 rocker arm ratio.

<sup>d</sup> Gross valve lift for Panhead with 1.5 rocker arm ratio.



**Cam Needle Bearings** feature full compliment roller design. OEM# 9058. Fits 1958-99 Big Twin.

**VT No. Brand**  
**12-0397 V-Twin**  
**12-0316 Torrington**



**Sifton Inner Cam Bearing Remover Tool** allows removal of needle bearing and will also keep needles from falling into engine. Fits 1958-99 Big Twin.  
**VT No. 16-1271**

**Sifton Cam Bushing Kits.** Big Twin type includes cam and gear shaft bushings/bearings with lock pins and thrust plate.

**VT No. Year**  
**10-8264 1936-53**  
**10-8263 1954-57**  
**10-8262 1958-69**  
**10-8261 1970-72**  
**10-8260 1973-92**



## S&S Cam

VT No.	Year	S&S#	Application	Valve Timing *	Valve Timing *	Valve Timing *	Valve Timing *	Valve Timing *	Valve Timing *	Valve Timing *	Valve Timing *	Valve Timing *
				Intake	Open/Close	Exhaust	Open/Close	Intake	Exhaust	Shovel/pan	Lift @ TDC +	Lift @ TDC +
N/A	1970-77	S&S	Engines up to 88" with up +8.5:1. Good low and mid range torque.	18°/38°	40°/18°	236°	238°	.475"/.453"	.158"	.152"	No Bolt In	Hydraulic
10-5045	1978-84											
10-5050	1948-69	S&S	80"/84" to 96" engines with 8.5:1 or less CR. Good mid range.	23°/43°	43°/23°	246°	246°	.514"/.540"	.169"	.169"	Yes	Solid
10-5051	1970-77	514										
10-5052	1978-84											
N/A	1948-69	S&S	88" to 103" engines with 9:1 to 10:1 CR	20°/55°	60°/20°	255°	260°	.587"/.560"	.168"	.164"	Yes	Solid
10-5047	1970-77	560S										
10-5048	1978-84		Strong power throughout RPM range.									

\*Note: Timing designation is function of zero lash @ .053" off base circle.  
+Lifts at TDC are measured at the valve and are for reference only. Overlap valve lifts must be checked on assembled motor.  
Minimum valve to valve clearance of .040" is recommended.



## Sifton Cam



48-1327



48-0368



48-1208

Sifton Patches.  
VT No. Style  
48-1327 Logo  
48-0368 Handshake  
48-1208 Cam



For Identification check these applications:

1978-86 New Shovelhead and 1977 Low Rider

1970-77 Alternator Shovelhead

For 1948-84 Big Twins

VT No.	Year	Cam	Degrees	At .053	Lift	TDC	Travel to	Free
Side Kick Cam is similar to 102 but with more top end power. Requires no head work to install. Do not use with hydraulic tappets.								
—	Late 1948-69	103	Opens	Closes	Total	TDC	Coil Bind	Travel
10-0610	Late 1970-77	Inlet	28°	57°	.390	.174	.420	.470
10-0611	Late 1978-84	Exhaust	53°	27°	.390	.174	.420	.470
Aristocrat Cam shows significant gain over stock, requires no head work to install. Fits 1948-up. Do not use with hydraulic tappets.								
—	1948-69	102	Opens	Closes	Total	TDC	Coil Bind	Travel
10-0601	Late 1970-77	Inlet	32°	56°	.412	.200	.440	.490
10-0602	1978-84	Exhaust	53	28	.412	.185	.440	.490
Avenger Cam performs best in 86" and 93" cubic inch engines with 4-Speed works well with hydraulic, perform best with solid lifters.								
10-0603	1948-69	109	Opens	Closes	Total	TDC	Coil Bind	Travel
10-0604	Late 1970-77	Inlet	32.5°	50°	.440	.211	.470	.520
		Exhaust	58.5°	30°	.440	.200	.470	.520
Crusader Cam is a good cam for low end and mid range and is designed to be used with hydraulic lifters.								
—	1948-69	107	Opens	Closes	Total	TDC	Coil Bind	Travel
10-0668	Late 1970-77	Inlet	29°	54°	.440	.193	.470	.520

CUBIC INCH CHART Stock 74 Stock 80								
B O R E	STROKE	3 1/2"	3.968"	4 1/4"	4 1/2"	4 5/8"	4 3/4"	5.00"
	3 1/16"	61"						
	3 1/8"	64.8"	73.7"	78.7"	83.4"	85.7"	88.0"	92.8"
	3 1/4"	67.2"	76.3"	81.6"	86.6"	89.0"	91.4"	96.1"
	3 1/2"	72.1"	81.7"	87.4"	92.9"	95.5"	99.0"	103.2"
	3 5/8"	74.6"	84.7"	90.7"	96.1"	98.8"	101.5"	106.8"
	3 3/4"	79.9"	90.6"	97.0"	102.8"	103.7"	108.9"	114.2"
	3 7/8"	82.3"	93.4"	100.1"	100"	108.9"	111.9"	117.8"
	4.00"	87.9"	99.7"	106.8"	113.0"	116.1"	119.3"	125.6"
	4 1/8"	93.4"	106.0"	113.5"	120.2"	123.5"	126.9"	133.6"
	4 1/4"	99.2"	112.6"	120.5"	127.6"	131.1"	134.7"	141.8"

$$\text{Cubic Inch} = \pi r^2 \times \text{Stroke}$$

$$r = 1/2 \text{ of Bore}$$

1 cubic inch = 16.38 cc

1 cubic inch = .0163871 liter






# 1936-84 Replica Cam



10-8168



10-8203  
10-8181



10-8179



10-8176



10-8204

**Sifton Stock Cams** are replica type. Available as cam kit with matching pinion gear or as cam only.

Cam	Cam Kit	Fits
10-8181	10-8201	1936-47 Knucklehead
10-8168	10-8203	1948-53 Panhead
10-8168	10-8208	1954-69 Panhead-Shovelhead
10-8174	10-8204	1970-77 FLH
10-8176	10-8205	1977-84 FLH
10-8179	10-8202	1977-84 FX



12-1379



12-1399

**Pinion Shaft Gears.** Orange is the largest, yellow is the smallest on 1936-77. For 1977-89 orange is largest, black is smallest. \*denotes OEM type

1936-53	1954-77	Size/	1977-89	Size/
OHV BT	OHV BT	Color	OHV	Color
24010-39	24010-54	OEM	Big Twin	
12-1399	—	Standard	—	
—	12-1379*	Standard	—	
12-1260	12-1268	Orange	12-9938	Orange
12-1261	—	Black	12-9943	White
—	12-1270	Red	12-9945	Yellow
—	—	Blue	12-9940	Red
—	12-1272	Green	12-9941	Blue
12-1265	12-1273	White	12-9942	Green
—	—	Brown	12-9939	Black
—	12-1275	Yellow	—	



12-1393



12-1479



12-1995

**Circuit Breaker Drive and Idler Gear** fit 1936-69 Big Twins. Order shims separately to fit. Available as lightning with holes or solid. \*Note for high lift cams.

VT No.	OEM	Type	Style
12-1388	25775-36	Idler	S&S
12-1397	25775-36	Idler	Solid
12-1393	25775-36	Idler	Lightning
12-1491	Sifton	Idler	Lightning
12-1492	Sifton	Idler	Solid
12-1396	25850-36A	Drive	Solid
12-1995*	25850-36B	Drive	Solid
12-1479	25850-36	Drive	Lightning
12-1389*	25850-36	Drive	S&S

Shims	Thickness
10-4221	.050"
10-4222	.054"
10-4223	.058"
10-4224	.062"
10-4225	.066"



12-1497



12-1498

**Reverse Rotation Circuit Breaker Drive Gear and Timer Gear.** Counterclockwise rotation gears allow use of dual fire late type ignition to be installed in timer housing.

VT No.	Item
12-1497	Circuit Breaker Gear
12-1498	Timer Gear with pin
12-0825	Gear Kit



10-0627



10-0660

## V-Twin Motor Shop Cam Chest

Kit includes internal Big Twin replacement type parts for years listed including a Sifton™ cam. Order cam bearings and bushing kit separately.

VT No.	Fits	Model
10-0629	1936-47 OHV	Knucklehead
10-0578	1936-47 OHV	Lightning
10-0626	1948-53	Panhead
10-0627	1954-69	Panhead-Shovelhead
10-0660	1970-84	Big Twin Shovelhead



**Crane Stock Cams** built to original specifications. Gear included.

VT No.	OEM	Fits
10-8166	25523-70	1970-77 FX
10-8167	25523-77	1977-84 FX



**ANDREWS**

## Andrews Knucklehead and 61" Engine Cams

VT No.	Year	Grind	Timing	Duration	Lift
10-2965	36-47	N	14/42 42/14	236 236	.355 .355
Stock replacement Knucklehead cam. For stock motors or restorations, this is the cam.					
10-2970	36-47	S	27/55 55/27	262 262	.370 .370
Bolt in Knucklehead replacement for stock engines with smooth idle, strong pull to 6000 RPM, equivalent of a "B" cam.					
10-2980	36-47	K	35/63 63/36	278 278	.367 .367
Bolt in performance Knucklehead cam. Best with 9.5 or higher compression and/or stroker flywheels. 3000/7000 RPM power range.					
10-2960	48-51	K	35/69 63/36	278 278	.367 .367
Stock replacement for 61" Panhead.					



10-0803



10-0804

## Idle and Circuit Breaker Drive Gear Shafts Kits.

Sifton	VT No.	Item
10-1292	10-0803	Idler Shaft Kit contains an idler shaft and a bushing, fits 1941-69 Big Twin Over Head Valve
10-1293	10-0804	Circuit Breaker Shaft Kit contains one shaft and two bushings, fits 1941-69 Big Twin Over Head Valve



12-1294

## Idle and Circuit Breaker Kit.

VT No.	Year	Type
10-1294	1936-58	Circuit Breaker
10-1295	1959-69	Circuit Breaker
10-1296	1941-69	Idler



# Tappet Assembly

10-0770



10-0588



**Sifton Tappet Assembly;** Sets of 4, feature centrifical surface fine grinding and precision fit rollers and pins. Solid units include adjuster screws and lock nuts.

VT No.	Size	Year	Type	Model
10-0770	STD	1948-52	Solid	Panhead
10-0771	.005	1948-52	Solid	Panhead
10-0772	.010	1948-52	Solid	Panhead
10-0588	.002	1953-85	Hydraulic	Pan-Shovelhead



10-0670

VT No.	Size	Year	Type	Model
10-0785	STD	1948-52	Solid	Panhead
10-0674	STD	1953-85	Hydraulic	Pan-Shovel
10-0777*	.005	1953-85	Hydraulic	Pan-Shovel (.7367 OD)
10-0778*	.010	1953-85	Hydraulic	Panhead-Shovelhead
10-0670*	Standard	1953-85	Hydraulic	Panhead-Shovelhead

\*Note: Max Roller Type

## Big Twin Tappet Assemblies

include roller assembly installed. Choose Jims, Eastern or Sifton. Jims does not include adjuster screws or nuts where necessary. Jims available with Big Axle Roller Assembly.

### Roller Types



### Big Axle Standard

Jims	Eastern	Sifton	Size
1948-52 Solid			
10-0630	10-0500	—	STD
10-0631	10-0501	—	.005
—	10-0523	—	.010
—	10-0450	—	.015
1953-85 Hydraulic			
10-0634	10-0504	—	STD
—	—	10-0570*	STD (Set)
10-0635	—	10-0505*	.005
—	—	10-0525*	.010
—	—	10-0681*	.005 (Set)
—	—	10-0886*	.010 (Set)
—	10-0530	—	.015
—	10-0531	—	.020
—	10-0532	—	.025

\*Note: V-Twin Replica Type



Solid Tappet



Hydraulic Tappet



10-0541


## Tappet Adjusting Screws and Nuts.

VT No.	U/M	Fits	Item	Type
10-0541	Set	1936-52 Big Twin OHV Kit		OE Style
10-0985*	Set	1936-52 Big Twin OHV Kit		Eastern Style
10-0516	4 pack	1936-52 Big Twin	Screw	Eastern Style
12-0523	10 pack	1936-52 Split	Nuts	Eastern Style
12-1196*	4 pack	1957-85 Big Twin	Screw	

\*Note: 3/32 - 32 thread.

## Replacement Nuts fit each brand of pushrod

VT No.	Brand	Size	U/M
37-8866	V-Twin	3/16 - 32	4 pack
12-0524	Eastern	3/32 - 32	10 pack



12-0524



**Sifton Tappet Assembly Kit** includes tappets with large single axle roller design and hydraulic or solid units for 1953-84 Big Twin.

VT No.	Type
10-0680	Hydraulic
10-0768	Solid
10-0934	Roller Set
10-0588	Hydraulic .002
10-1451	Hydraulic, 4 piece set, large pin roller



10-1451



10-0671

**Sifton Big Twin Hydraulic Tappet Assembly** Set of Four, feature centrifical surface fine grinding and precision fit max-axle rollers and pins. Fit 1953-84.

VT No.	U/M	Outside Diameter
10-0670	Set (4)	.7310
10-0673	Set (4)	
10-0671	Each	



10-0198



10-0199

**Hydraulic Tappet Units** replace 17920-53 fits 1953-85 Big Twin.

VT No.	Brand	U/M
10-0521	Crane	Each
10-0199	Sifton™	Each
10-0198	Sifton™	Four Piece Set
10-0277	Replica	Four Piece Set
10-0333	VT	Rowe Set



10-0314

**Sifton Hydraulic Tappet Assembly.** Lifters with replica rollers. are sold in sets of four. Order hydraulic unit set separately. Also available in eight piece tappet and hydraulic unit kit.

VT No.	OEM	Item
10-0313	18522-53A	Tappet Body Set
10-0776	18522-53A	As Above
10-0315	18522-53S	As Above, replica
10-0314	Hydraulic Tappet Body and Lifter Set	



**Lightning Tappet Assemblies** fit 1948-52 Big Twin. Complete units precision machined and drilled for early engines. Holes allow better lubrication in valve train. Adjuster screws included. Sold each unless noted.

VT No.	Size
10-0935	STD, Set of 4
10-0512	STD
10-0513	.005
10-0526	.010



10-0935



10-0580

**Sifton Maxi-Axle Tappet Assemblies** fit 1953-84 Big Twin feature built in integral pump unit to set as a full hydraulic unit.

VT No.	Size
10-0580	STD
10-0581	.002
10-0582	.005
10-0585	.010



10-0520

**Tappet Roller Repair Kit** includes four pins and four roller assemblies for 1929-84.

VT No.	Brand
10-0520	V-Twin
12-1179	Pins Only, 10 pack
10-0934	Max-Tappet-Pin Kit



10-0934



10-0934





# Tappet Kit



**Sifton Tappet Kit** includes chrome tappet blocks, integral pump lifter set and steel pushrods.

VT No.	Year	Type
11-1604	1966-84	Shovelhead
11-1608	1953-65	Panhead



**Tappet Block Kit** includes four hydraulic tappets.

VT No.	Finish
10-0682	Chrome
10-0683	Zinc



**Stock Solid Tappet Kit** includes lifters with adjuster screw, pushrods and tappet blocks.

VT No.	Years	Type
11-0599	1966-84	Shovelhead
11-1524*	1966-84	Shovelhead
11-0596	1948-65	Panhead
11-0597*	1948-65	Panhead

\*Note: Zinc



**Sifton Performance Cam Kit** includes cam, solid lifters, pushrods and chrome lifter bases.




VT No.	Lift	Model
11-1602	.412	Shovelhead 1970-Early 77
11-1603	.412	Shovelhead 1978-84



**Sifton Hydraulic Pushrod/Lifter Set** includes four max axle lifters with integral pump and four adjustable steel pushrods for 1966-84 Shovelhead.

VT No. 11-0028



**Big Axle Power Hydraulic Glide Tappet Kit** by Jims. Fits 1966-84 Shovelheads. Includes two billet aluminum polished blocks and four power glide tappet assemblies.



VT No.	Item
10-0641	Kit
10-0642	Tappet only, Standard, each
10-0643	Tappet only, .002 Oversize, each
10-0644	Tappet only, .005 Oversize, each



**Solid Tappet Adapter Kit** permits use of hotter cam to run solid lifters by deactivating the hydraulic portion of the stock tappet. Uses stock pushrods. Fits 1953-84 FLH Big Twin Pan-Shovelhead.

VT No.	Brand
8204-4	Colony
8204-4T	V-Twin
11-1074	Sifton



**Sifton Hydraulic Tappet and Pushrod Assembly** includes four hydraulic lifter tappets, four hydraulic tappet units, four pushrods and a lifter base set.

VT No.	Years	Finish	Type
11-0590	1953-65	Chrome	Panhead
11-0591	1953-65	Zinc	Panhead
11-0592	1966-84	Chrome	Shovelhead
11-0593	1966-84	Zinc	Shovelhead



**Super Power Glide Big Axle Tappet Kit by Jims** for 1966-84 Big Twins. Available as complete kit which includes four tappets, four pushrods and two polished billet tappet blocks or as four tappets and four pushrods only.

VT No.	Item
11-2411	Complete Kit
11-2428	Tappet and Pushrods Only



SIFTON  
MOTORCYCLE  
PRODUCTS

# Pushrod Kit



11-9533



11-9534




11-9539



11-9540

**Solid Pushrod Kits** include 4 alloy pushrods and adapters to convert stock hydraulic lifters to solid. Replacement rods available separately. **\*Note:** Colony

Sifton	VT No.	Year	Model
11-9533	7131-12*	1953-65	Panhead
11-9534	7132-12*	1966-85	Shovelhead 74" and 80"
11-9539	11-9539	Rods only	For 1953-65 Kit
11-9540	11-9540	Rods only	For 1966-85 Kit



11-9523

**Sifton Pushrod Sets** are constructed of aluminum alloy with heat treated steel ends. VT No. 11-9520 and VT No. 7122-4 do not include internal hydraulic valve.

Sifton	Colony	Year/Model	Type
11-9520	7122-4	1948-52 Panhead 74"	Solid
—	7519-4	1948-52 Panhead 61"	Solid
11-9522	7515-4	1953-65 Panhead 74"	Hydraulic
11-9523	—	1966-84 Shovelhead (Steel)	Hydraulic
11-9524	7516-4	1966-84 Shovelhead (Alloy)	Hydraulic
11-9527	7506-4	Conversion Pan/Shovel Top End	Solid



11-7708

**V-Thunder Big Twin Pushrod Kits** are made from .049 wall 4130 chromoly steel tubing. Have exacting tolerances for reliability. These rods fit stock or Velva Touch lifter units.

VT No.	Year	Type
11-7706	1953-65	Stock
11-7707	1953-65 Shovelhead	Stroker
11-7708	1966-84 Shovelhead	Stock
11-7709	1966-84 Shovelhead	Stroker



11-9704

**Taper Lite Adjustable Pushrods** for 1966-84 are manufactured from 4130 steel with hardened adjusters and ball ends. Designed to be installed without removing gas tank, rocker box or camshaft cover. Set of four. Use with stock hydraulic lifters  
**VT No. 11-9704**



**Solid Pushrod Conversion** fits 1966-84 Shovelheads. We put the adjuster into the lifter body to increase the stability of the pushrod at greater angles. A tapered split lock nut is used for the best way to lock the adjusting bolt into the lifter body. We use a  $\frac{5}{16}$ -32 extra fine thread for easier and close adjustments. Pushrods are long enough to accommodate engines with stroker cylinders. Alloy pushrods have hardened steel tips.

**VT No. 11-9535**



**Solid Tappet Kits** for 1966-84 Shovelhead are made from aircraft quality 4130 seamless chromoly tubing. Extremely rigid, resists flexing even when used with radical cams and high spring rates. Lighter than stock pushrods. Lengths are as long as possible for added rigidity of adjuster. Each set includes 4 pushrods and 4 adjustable solid lifter adapters. Smaller diameter than most moly pushrod sets for clearance in pushrod cover tubes. Instructions included. Fits stock or .200 longer stroker cylinders.

**VT No. 11-9545**

**Replacement Nuts** fit each brand of pushrods or tappets.

8780-4	Colony	$\frac{9}{32}$ — 32	4 pack
37-8866	V-Twin	$\frac{5}{16}$ — 32	4 pack
12-0524	Eastern	$\frac{9}{32}$ — 32	10 pack

**\*Note:**  $\frac{9}{32}$  x 32 thread



37-8866



11-9871

**Andrews Pushrods** for 1966-84 are available in chromoly or steel aluminum. Pushrods are adjustable. All are stock diameter, so there is no cover interference.

VT No.	Andrews	Type
11-9871	292055	Aluminum
11-9872	292030	Chromoly





# Tappet Base 1948-84 Big Twin



10-0923



10-0095



10-0095 Installed



10-1325



10-8173



10-0987



10-0988



10-0113



10-7530




10-7530 Installed

**Big Twin Tappet Block** fits 1948-83, in chrome or zinc finish. Order seals and gasket kit separately.

VT No.	OEM	Finish	Type
10-0923	Set	Zinc	Panhead
10-0095	Set	Chrome	Set
10-8173	Set	Zinc	Set
10-1325	Set	Zinc	Panhead
10-0987	Replica	Chrome	Front and Rear
10-0988	Replica	Zinc	Front and Rear
10-0113	18610-66	Zinc	Rear
10-7530	Set	Alloy, raw	1948-52
8708-8*	Screws	Chrome	20T 1976-84
8711-8*	Screws	Chrome	24T 1948-75
15-0550	Kit	Gasket	1948-79
15-0551	Kit	Gasket	1979-84

\*Note: 12 point style for Big Twin



15-0119



15-1542

**Tappet Base Gasket** for 1949-99.

GB	James	OEM	Type
15-1542	—	Set	Three Front and Three Rear
15-0119	15-0926	18633-48A	Rear
15-0120	15-0927	18634-48A	Front



15-0236

**Special Tappet Gaskets.** 74 and 80 tappet based gaskets without oil return holes for use in engines with solid lifters five front and five rear. Fit 1941-85 Big Twin.

VT No. 15-0236



42-0902

**Chrome Pushrod Cover Set** with chrome lifter base covers as a complete dress up kit.

VT No. Year

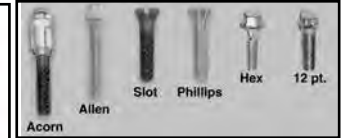
42-0904 1948-65

42-0902 1966-79

42-0905 1980-84

8605-16T

8709-8T



**Tappet Base Bolt Set** for Big Twin models.


1936-75, 1/4 — 24 Thread with stock lifter blocks

VT No.	Finish	Style
8605-16	Cadmium	Hex
8605-16T	Nickel Plated	Hex without taper
8604-16	Chrome	Hex
8604-16T	Nickel Plated	Hex with taper
8102-16*	Chrome	Slot
8103-16*	Cadmium	Slot
9622-16	Parkerized	Slot
7131-8	Chrome	Acorn
8760-16	Chrome	Allen
2099-16	Chrome	Phillips
2100-16	Cadmium	Phillips

\*Note: VT No. 8102-16 has a chrome screw slot, VT No 8103-16 is cadmium and slotted for 1936-53 as stock, can be re-fitted with hex top versions.

1976-up with Stock Tappet Blocks. 1/4 — 20 thread without taper.

7628-8	Acorn
8726-8	Allen
8709-8	12 point, Cadmium
8709-8T	Nickel Plated, 1/4 — 20 UNC
8708-8	12 point, Chrome
8710-8	12 point, Black




For using late tappet bases, without taper, in early 1936-75 cases with 1/4 — 24 thread.

8712-8	12 point, Cadmium
8711-8	12 point, Chrome
8713-8	12 point, Black
8480-8	Acorn
8727-8	Allen


1/4 — 20 Thread Tapered Screws

for aftermarket cases using pre1976 tappet blocks.

9814-16	Chrome
37-8965	Allen, Chrome
9828-16	Allen, Chrome



8726-8



8709-8



# Pushrod Cover Kit



**V-Twin Chrome Pushrod Cover Kits** in stock style gives all the parts needed for complete installation. All are 16 piece kits.

VT No.	Year	Model
11-0900	1966-79	Shovelhead
11-0902	1948-65	Panhead
11-0906	1966-84	Stroker, longer
11-0901	1980-85	Quad type
11-1082		Titanium



**Chrome Replacement Upper Pushrod Cover Kits (Outer).** Each kit contains four chrome clips, four springs, four cork gaskets, and four steel washers.

VT No.	Model	Brand
7509-20	Knucklehead (1936-39)	Colony
7507-20	Panhead	Colony
11-0929	Panhead	V-Twin
7508-20	Shovelhead/Knucklehead	Colony
11-0928	Shovelhead/Knucklehead	V-Twin
8602-20	Shovelhead Stroker	V-Twin



**Inner Pushrod Cover Set** in zinc plated steel for 1936-78 type OHV. Set of four.

VT No.	Year	Type	Brand
7808-4	1936-78	Cork	Colony
11-0924	1936-78	Cork	V-Twin
11-0908	1979-99	Quad	V-Twin
9213-4	1979-99	Quad	Colony



**Chrome Grooved Lower Pushrod Cover Set** made of billet, includes rubber seals. Fits 1948-84 Panhead/Shovelhead.


VT No. 7135-8

VT No. 7135-8T



**Pushrod Cover Cup Set.**

VT No.	Item
37-9078	Chrome Skull
37-9079	Gold Skull
11-1073	Brass Hex



**Pushrod Cover Seal Kit** for 1948-78 Panhead-Shovelhead. Available in rubberized cork or blue rubber.

VT No.	Color
8728-12	Rubberized Cork
14-0970	Rubber



**Pushrod Cover Seal Kits** include enough pieces to seal four complete pushrod covers on years listed. Available in cork, quad, machined rubber seals.

James	VT No.	Type	Model/Year
14-0667	15-0626	Cork	1948-79 Big Twin
14-0823	14-0970	Rubber	1948-79 Big Twin, Silicone
14-0669	14-0027	Quad	1980-84 Big Twin



**Chrome Lower Push Rod Tube Sets.**

\*Note: Gold Plated

VT No.	Brand	Year	Model
11-0922	V-Twin	1948-79	Panhead-Shovelhead
7823-12	Colony	1948-79	Panhead-Shovelhead
11-0907	V-Twin	1980-84	Shovelhead, Quad
11-0918*	V-Twin	1980-84	Shovelhead, Quad
7617-12	V-Twin	1936-39	Knucklehead
7824-12	Colony	1940-47	Knucklehead
7824-12T	V-Twin	1940-47	Knucklehead


VT No.	James	Year	Item
15-0116	15-1137	1936-Early 79	Small Cork
14-0028	—	1936-Early 79	Red Silicone
15-0348	—	1936-Early 79	Rubber
15-0117	15-1138	1948-Early 79	Large Cover
14-0029	—	1948-Early 79	Red Silicone
15-0349	—	1948-Early 79	Rubber



**Pushrod Cover Individual Parts**, in chrome steel.


VT No.	Model	U/M
11-0917	Cup	4
11-1073	Cups, Hex, Brass	4
11-0916	Clip	4
13-0101	Spring	10 pack
12-0711	Washer, Inner	10 pack
15-0117	Large Cork	100 pack
15-0116	Small Cork	100 pack
11-0915	1966-99 Big Twin Clip Stock	4
11-0921	1966-84 Big Twin Clip Stroker	4
11-1073	Brass Hex Cup	4

## Pushrod Seals



**1936-47 Big Twin Pushrod Cover Seal Kits** include enough pieces to seal four complete pushrod covers on years listed.

VT No.	Color
14-0971	Blue
8729-12	Black



**Pushrod Tube Quad Seals or O-Rings.** Quad Seals feature four side seal design, 10 pack.

VT No.	Use	Year
14-0508	Upper Cover Small Quad	1979-84
14-0512	Middle O-Ring	1979-up
14-0514	Lower O-Ring	1979-80
14-0513	Lower Cover Large Quad	1981-83






**Silicone Seals** are lathe cut, then ground with perfect outer diameter finish, withstand heat, oil and gas.

VT No.	OEM	Item	U/M
14-0028	17955-36	Small Push Rod	50 pack
14-0029	17955-48	Large Push Rod	50 pack



# 1948-65 Panhead Set



3 5/8" Big Bore Panhead Top End.  
VT No. 10-1341

**V-Twin "Motor Shop Ready" Panheads** feature a Shovelhead o-ring intake port and exhaust port design. Heads are assembled with cast iron valve guides, nitrated valves (Panhead exhaust/ Shovelhead intake), valve springs, lower spring collar, upper spring collar, valve stem seals and valve keeper keys. Fully assembled sets include matched rocker arm assemblies, rocker arm studs and valve oilers installed. Available in single spark plug style only and for either stock or 3 5/8" big bore cylinders. Order late style o-ring manifold separately for use with Shovelhead cylinders.

Fully Assembled	Heads with valves	Bore
10-1086	10-1139	3 5/8" Big Bore
10-1067	10-1074	Stock Bore



**Watch Our Videos!**

<http://www.youtube.com/user/TeddCycle>



Motor Shop Welding Service




Motor Shop Exhaust Port Replacement





# Panhead Set



## V-Twin Replica "Shop Ready" Panhead

• Feature original contour castings with the added detail of the stock intake and exhaust port areas.

Head are assembled with cast iron guides, valve stem seals, nitrated valves (Panhead exhaust, Shovelhead intake) valve springs, upper spring collar, lower spring collar and valve keeper keys.

• Fully assembled sets include matched rocker arm assemblies, rocker arm studs and valve oilers installed. Single plug side only.

• Order original plumber style or O-ring style intake manifold separately

View our exciting video of the Motor Shop. <http://www.youtube.com/user/TeddCycle>




Motor Shop Valve Service and Replacement



Motor Shop Valve Service and Replacement



## Panhead Rocker Arm



**Rocker Arm Assembly Kit** for 1948-65 Panhead includes all pieces to completely assemble the rocker arms on both heads. Includes four rocker housings with matching fitted rocker arms, heat treated studs and lock nuts, intake oiler tubes and dowel pins.

VT No. 11-0480

**Panhead Rocker Assembly** is complete with shafts and blocks for Big Twin Panheads 1948-65. Note: Upper and lower block set may have to be honed before final assembly for proper arm fit. Sold each.

**VT No. Item**

- 11-0526 Rocker Arm Assembly, rear exhaust, front intake
- 11-0527 Rocker Arm Assembly, rear intake, front exhaust
- 11-0528 Rocker Arm only, rear exhaust, front intake
- 11-0529 Rocker Arm only, rear intake, front exhaust
- 12-2114 Rocker arm stud 8-piece
- 9917-8 As Above Colony
- 12-0571 Stud nut
- 11-0530 Front oiler
- 11-0531 Rear oiler
- 12-9912 Rocker dowel pin set
- 12-1292 Head Plug







# Panhead Cover



**D-Rings.** Order proper screws separately.

VT No.	Finish	Style
42-0104	Chrome	Steel
42-0758	Zinc	Steel
42-0105	Chrome	Thick Alloy
42-0029	Polished	Thick Alloy
42-0130	Cast	Thick Alloy



**Panhead Valve Cover Screws** in hex stock type, with built-in washer or allen screw type. Long screws for thick alloy D-rings. Short screws fit steel D-Rings.

VT No.	Finish	Fits D-Rings	Type
8732-24	Chrome	Alloy	Hex
8733-24	Cadmium	Alloy	Hex
8736-24	Chrome	Alloy	Allen
8734-24	Chrome	Steel	Hex
8735-24	Cadmium	Steel	Hex
8737-24	Chrome	Steel	Allen
9984-24	Chrome	Washer Set	
9985-24	Cadmium	Washer Set	

**1/4 x 20 Hex Thread Screws for Heads** with stripped out threads. Pack of 6.

VT No.	Finish	Fits D Rings
2013-6	Chrome	Alloy
2014-6	Cadmium	Alloy
2015-6	Chrome	Steel
2016-6	Cadmium	Steel




**Forged Aluminum Billet Panhead Covers** full finned design for front and rear for use in custom frames with enough clearance.

VT No.	Finish
49-0789	Chrome
49-0790	Shot Peen



**Panhead Fins** are cast replicas. Panhead fins are to be used with thin D-Rings.

**VT No. 42-0744**



**42-0771 Replica Stainless Steel Panhead Covers** Shown with 42-0029 D-Rings

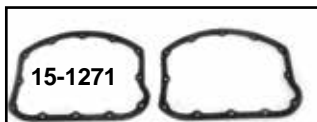
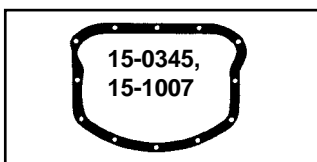
**Replica Stainless Steel Panhead Valve Covers** are produced by New Tooling for exact fit and shape. Replaces 17500-48.

VT No.	Finish
42-0771	Stainless
42-0901	Chrome Stainless



**Panhead Covers** in sets for 1948-65 Big Twin.

VT No.	Finish	Type	Brand
42-0103	Chrome	Panhead Cover Set	V-Twin
42-0640	Chrome	Panhead Cover Set	Paughco
42-0759	Polished Aluminum	Panhead Cover Set	Paughco
42-0639	Chrome	Ribbed Panhead Cover Set	Paughco



**Panhead Valve Cover Gasket.**

James	VT No.	OEM	Item
15-1079	15-0111	17507-48	Inner Felt, Thinner .07" 1948-65
—	15-0140	17507-48	Replica Inner Felt, Thick .15", 48-65
—	15-0115	17541-48	Cover Gaskets, Thin
15-1005	15-0114	17541-48A	Thick Composite
15-1006	—	17541-48B	Thick Cork
—	15-0347	—	Cork with metal
15-1007	15-0345	17541-48B	Thin Graphite
15-1271	—	17541-48B	Molded Rubber
—	15-1244	—	D-Ring and Felt Kit



# Shovelhead Set



1978-84 Rubber Band Type




1966-77 O-Ring Type



**Replica Shovelhead Head Sets** are completely assembled with unleaded valve seats, cast iron valve guides, nitrated valves, valve guide seals and stock type valve spring kit. Fits all 1966-84 Big Twins. Order stud set separately.

VT No.	Item	Year	Type
11-0089	Head Set	1966-77	O-Ring
11-0082	Head Set	1978-84	Band
12-2106	Stud Set (One Head)		



**Chrome Engine Air Scoop** will force air to rear cylinder. Mounts to left side of Big Twin Shovelhead 1966-84. Brackets are included.

VT No. 42-0317



**S&S Cylinder Heads** for Shovelhead are complete with valve guides with seals and springs, collars, keepers. and valve for use with up to .590 lift.

VT No.	Year
11-0044	1966-78
11-0046	1979-84



**V-Twin Mfg. Assembled Heads** with cast iron guides, valve stem seals, nitrated valves. Features a complete valve job for maximum flow, horsepower and torque. Available for stock bore application only. Head bolts not included. Max Lift is .550.

VT No.	Fits	Plug
10-1063*	1966-77	Single
10-1064*	1978-84	Single



\*Note: Assembled with chrome rocker box assembly.



**Rocker Box Line Kit** includes "T". Chrome finish. Fits 1966-84 Shovelhead.

VT No.	Finish	OD
40-0203	Chrome	3 mm
40-0235	Brass	6 mm
40-0237	Chrome	6 mm

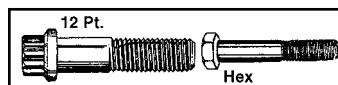
## Cylinder Base Nut



**Big Twin 1936-85 Cylinder Base Nuts and Washers**, eight piece sets.

VT No.	#	Year	Finish	Style
7017-16	A	1936-77	Chrome	Acorn
7813-8	B	1978-84	Chrome Milled	Hex Acorn
8600-8	C	1966-84	Chrome	Big Bore
8601-8	C	1966-84	Black Oxide	Big Bore
8437-16	D	1936-77	Chrome	Cap
8474-8	E	1978-84	Chrome Milled	Hex Cap
8104-16	F	1936-78	Chrome	Hex
8105-16	F	As above	Cadmium	Hex
9623-16	F	As above	Parkerized	Hex
9100-8	G	1978-84 80" Shovel	Chrome	Hex
9101-8	G	As above	Cadmium	Hex
9102-8	G	As above	Black Oxide	Hex
8860-8	H	Cylinder Base Spacer 1978-84 Shovelhead	Chrome	
8861-8	H	As Above	Black	
9715-8	I	7/16" Lockwashers	Chrome	
8171-8	I	7/16" Lockwashers	Cadmium	
9716-8	I	7/16" Lockwashers	Parkerized	

## COLONY Head Bolt Kit



**Head Bolts, Head Nut and Washer Kits** are accurately machined from high strength steel and hardened to prevent stretching. All bolts feature rolled threads for superior strength and fit.

**Big Twin 1936-85 Overhead Valve.**

Cad	Chrome	Parkerized	Fits
7825-20	8221-20	—	1948-84 Pan/Shovelhead with washers
—	8777-20	—	As Above Allen
—	7153-20	—	As Above Acorn
—	8714-20*	—	1948-84 Big Twin 74 and 80
—	—	8618-20*	As Above, Black Oxide
—	37-8831*	—	S.T.D. Heads Special Big Twin 74 and 80 With coarse thread

\*Note: Install these bolts with a 7/16" 12 point box wrench.

**Head Bolt Washer Kits**

8170-10	8488-10	9704-10	For 1948-85 with 7/16" bolts
---------	---------	---------	------------------------------





**Rocker Shaft End Cap Kit** for Shovelhead as replica type with hex caps for left side.

VT No.	Year	Finish	Nut Type
2019-8*	1966-84	Chrome	Slot
2020-8*	1966-84	Cadmium	Slot
8222-8	1966-70	Chrome	Slot
8223-8	1966-70	Cadmium	Slot
8224-8	1971-84	Chrome	Allen
8224-8T	1971-84	Chrome	Allen
8225-8	1971-84	Cadmium	Allen

\*Note: Features 1/2 - 20 thread to be used on later type rocker shafts.




**Chrome Allen Rocker Shaft Plugs.** Set of 4. Fit 1971-84 FL-FX models. Includes sockets and cups.  
**VT No. 37-0025**




**Chrome Rocker Shaft End Plugs** add classic Knucklehead look to any Shovelhead engine. Installation or removal is much easier than original slotted part. Packaged four per set.

VT No.	Fits
7143-4	1966-70
7142-4	1971-84



**Rocker Box Nut Kit** is for 1966-84 Shovelhead in acorn or cap which includes shaft nuts and washers. Factory type nut sets include washers.

VT No.	Item	Finish
7137-22	Acorn Set	Chrome
8449-22	Cap Set	Chrome
8608-36	Hex Nuts	Chrome
8609-36	Hex Nuts	Cadmium
12-2106	Stud Set for 1 head	Zinc





## Shovelhead Rocker Box



**Rocker Box Covers** are cast aluminum with polished or chrome finish. Order studs separately, per head.

VT No.	Fits	Type
11-0057	1966-84	Polished
11-0534	1966-84	Chrome
11-0091	1966-84	Polished
11-1077	1966-84	Chrome Assembly
11-1070	1966-84	Chrome Bare
12-2106 Studs	1966-84 Big Twin	Stud Set for 1 head, V-Twin
12-2524 Studs	1966-84 Big Twin	Stud Set for 1 head, Sifton



**Rocker Shaft End Nut Kit** includes four chrome acorn or cap style nuts and washers for replacing "Red Dots" nuts on Shovelhead Big Twin 1966-84, 7/16 — 20 thread nut.

VT No.	#	Type	Finish
8400-8	A	Cap	Chrome
8401-8	A	Cap	Cadmium
8730-8	B	Acorn	Chrome
12-1193	B	Washers	20 pack

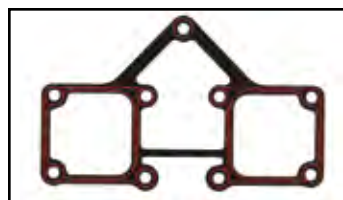
**Rocker Shaft End Caps.**

VT No.	#	Color	Finish
12-0525	C	Red	Chrome
12-8955		Red	Replica
12-1966		Red	Satin
37-8926	C	Orange	Nickel
12-0405	C	Green	Nickel



**Rocker Shaft End Caps** provide ease of installation, ample clearance between gas tank and a custom touch for Shovelhead 1971-85.

**VT No. 8614-4**



**Metal Backed Rocker Box Gasket Set** features beaded sealing.

**VT No. 15-1526**



# Shovelhead Top End Kit

## Shovelhead Top End Kits include

- Prefitted cylinder set
- Late style assembled heads
- Cylinder base nuts
- Assembled rocker boxes in chrome or polished finish
- Rocker box studs and nuts
- Top end gasket set

VT No.	Size	Rocker Box	Comp
11-0860	74"	Polish	8.5:1
11-0861	74"	Chrome	8.5:1
11-0862	80"	Polish	8:1
11-0863	80"	Chrome	8:1



11-0577



11-0577

**Rocker Box Assembly** for 1966-84 Shovelheads includes covers in chrome or polished finish, four arms, four shafts and chrome end shaft nuts. Assembled.

VT No.	Finish
11-0577	Chrome
11-0578	Polished



11-0517



14-0148

**Sifton Rocker Adjuster Kit** stops top end clatter on all 1966-84 Shovelheads. Kit includes four steel spacers, four tempered pre-load spring washers and four no-leak rocker seals. No-leak seals are machined of high grade nylon to replace O-Rings on 1966-84 Big Twin. Will not crack, melt or shrink.

VT No.	Item
11-0517	Complete kit
14-0148	No-leak seal sets



**Rocker Arm Shims** fit 1966-84 Big Twin.

VT No.	Size
12-0704	.005
12-0710	.007
12-0715	.015



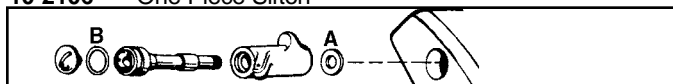
10-2106



10-0700

**Rocker Arm Bushings** replace 17428-57. Use on 1966-up Big Twin models.

VT No.	Type
10-0700	Stock Split
10-2106	One Piece Sifton



## Rocker Arm Spacer and Shims.

VT No.	OEM	#	Model	Item	Qty
12-2115	17452-66	A	66-84 Big Twin	Spacer	4 pack
12-2122	17450-73	B	66-84 Big Twin	Shim	10 pack
14-0501	11101			O-Ring	10 pack



11-0520



11-0521

**Rocker Arms** for 1966-84 Big Twin include bushings installed.

VT No.	OEM	Type
11-0520	17360-66	Rear Exhaust, Front Intake
11-0521	17375-66	Front Exhaust Rear Intake



11-0570

**Rocker Arm Shaft** for 1966-84 Big Twins.

VT No.	OEM	Brand	U/M
11-0570	17611-66A	Sifton	4
11-0519	17611-66A	V-Twin	Each
11-0539	As Above	Jims	Each



**Sifton Rocker Arm and Shaft Kit** fits 1966-84 Shovelheads includes four rocker arms with bushings installed, four shafts, shims, spacers, chrome replica end caps and nuts.

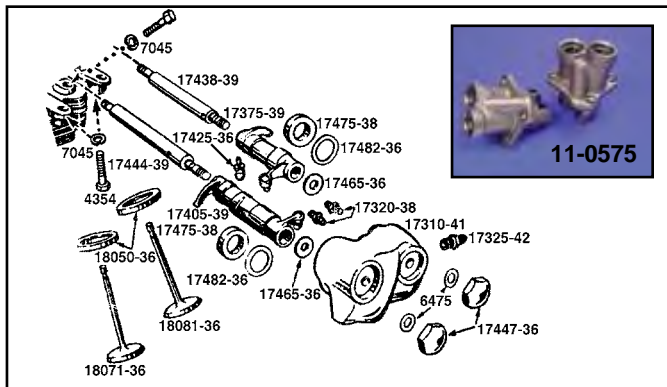
VT No. 11-0819



**Jims Roller Rocker 4 Arm Set** features greater strength in critical areas, 660 Bronze bushings with a hardened steel roller tip. Use stock type rocker arm shafts.

VT No.	Item
11-0573	Shovelhead 1966-84 1.50 ratio





# Knucklehead

## Knucklehead Top End Parts.

VT No.	OEM	Item	Finish
7110-8	17447-36	Nut Set	Chrome
11-0817	17447-36	Nut Set	Cadmium
11-0818	17447-36	Nut Set	Parkerized
7605-4	17465-36	Thrust Washer Set of 4 and	
	17482-36	Seal Washer Set of 4	
12-0730	6475	Nut Washer	Brass
15-0574	469-15	Fiber Washer	
7705-4	17320-38	Drain Tube Fitting	
8941-3	17325-42	Oil Feed Fitting	
11-0558	17425-36	Rocker Arm Ball Stud	
14-0172	17475-38	Oil Seal	
11-1454		Seal Extension	
11-0675	18050-36	Valve Seat	
11-0575	18600-36	Tappet Block Set	
	18610-36		
9622-16	2329	Tappet Block Screw	Parkerized
8103-16	2329	Tappet Block Screw	Cadmium
8102-16	2329	Tappet Block Screw	Chrome
14-0451		Seal Kit with tube	
15-0924		Head Gasket Set	

# Knucklehead Valve Train



**Complete Valve Spring Kit** includes springs, collars and keepers necessary for 1936-47 61 and 74 Knucklehead  
VT No. 13-9192



**Valve Spring Kits** include inner and outer springs. Order collars and keepers separately. Fit 1936-47 Knucklehead.

VT No.	OEM	Item
13-9523	Sifton	Spring Set, 8 piece
13-0792	Replica	Spring Set, 8 piece
11-0647	18222-36	Lower Collar Set
11-0644	18221-36	Upper Collar Set
11-9623	18228-36	Valve Keeper



**Rocker Arm Shaft Adjusting Tool** for Knuckleheads. Fits 1936-47.  
VT No. 16-0001


## Knucklehead Valves 1936-47

Type	OEM	V-Twin Steel	V-Twin Nitrate	Precision Machining Black Diamond™
Intake	18071-36	—	11-9641	11-6095
Exhaust	18081-36	11-0613	11-9643	11-6096
Exhaust	1/8" O.S.	—	11-9644	—

**Valves** by Precision Machining (Kibblewhite). Intake valves are made of 8645 heat treated valve steel and the exhaust valves are made of 21-2N heat treated non-magnetic stainless steel.

## Knucklehead Guides

V-Twin Cast Iron		
Size	Intake	Exhaust
Standard	11-0790	11-0791
Standard	11-1967	Set
Seal	14-0452	—



**Knucklehead Gift Set** includes motor model, keychain, lapel pin, belt buckle.  
VT No. 48-1375



**Knucklehead Illustration Patch.**  
VT No. 48-1163

48-1163



**V-Twin Knucklehead Parts Dope Reference Guide** for 100% V-Twin restoration components and linkert tips for 1936-47 Knuckleheads is volume #2.  
VT No. 48-1331



# Replica Knucklehead

10-1007



## Knucklehead Flywheel Assemblies.

Trued, ready for installation. All parts brand new!

**VT No. Year Type**

**10-1070** 1936-40 61"

**10-1172** 1941-52 61"

**10-1007** 1941-47 74"

**10-1112** 1941-47 Stroker

## Flywheel Sets Only


**10-1601** 1941-52 74" VT

**10-1043** 1936-40 61" TO

**10-1005** 1941-53 74" TO

**10-1941 for Motor**

**Replica Knucklehead**  
long block comes complete with linkert brass carburetor.  
Fits 1936-1947.  
**VT No. 10-1941**



**Note** "Baby Butt" manifold is fitted to 74" large port cylinder heads, to accept a 3 bolt Linkert carburetor on the later Knuckleheads.



**Linkert Detail**



**VT No.  
29-1115**

**Replica Knucklehead Motor** is fitted with V-Twin Mfg.'s exclusive replica exhaust system produced with our world exclusive tooling and fixtures.



**Every Part By V-Twin Mfg.**



## Replica™ Knucklehead

11-0850



11-0850



**V-Twin Replica™ Knucklehead Head Set** feature original cast iron with black finish. Head sets include valves, springs, collars, guides with parkerized upper and lower valve cover sets installed.


VT No.	Item	Type
11-0850	1937-40	With valves
11-0857	1941-47	With rocker assembly
11-0858	1941-47	With rocker assembly and chrome covers
11-0891	1941-47	With valves, shafts, arms and boxes



40-0240



40-0247



40-0239



9848-9

### Top Oiler Line 1936-47 Knucklehead.


1936-41 is banjo type. 1942-47 is flared nut type in tin or chrome finish.

VT No.	OEM	Year	Item	Finish
40-0240	3573-36	1936-41	Banjo line	Tin
40-0247	3573-36	1936-41	Banjo line	Chrome
40-0518	63578-36	1936-41	Banjo Bolt, each	Cadmium
9848-9	Kit	1936-41	Banjo Nipple Kit with banjo bolt and washer	Cadmium
9847-9	Kit	1936-41	As Above	Chrome
14-0154	6440	1936-41	Washer for above, 10 pack	Chrome
40-0112*	63480-42	1942-47	Oil Line	Chrome
40-0239*	63480-42	1942-47	Oil Line	Tin
8941-3	17330-42	1941-47	Line Fittings	Cadmium
	17325-42	3 piece set		
7349-3	As above			Chrome
8630-1	33615-36	1936-41	Line Fitting For Timing Cover	Cadmium
9738-1	33615-36	1936-41	As Above	Chrome
9701-1	33615-36	1936-41	As Above	Parkerized

\*Note: Nut type ends.



40-0505



**1940-47 Knucklehead Oil Filter and Bracket Kit** includes oil filter assembly with polished top and chrome canister body and zinc plated mount bracket. Order oil lines and fittings separately.

VT No.	Item
40-0564	Oil Filter Kit
40-0370	Oil Line Set, Cadmium
40-0107	Oil Line Set Chrome
40-0505	Fitting Set

## Knucklehead



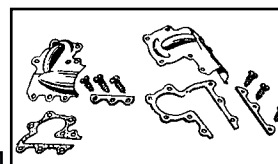
42-6174

**Knucklehead Lower Valve Spring Cup Sets** include parkerized 4 piece set of lower covers with oil lines and nuts attached. Kit also includes rocker cover strip set with screws in parkerized finish and chrome or parkerized cover set with gaskets.



42-3637

VT No.	Finish	Year
42-3637	Parkerized	1936-37
42-6174	Parkerized	1938-47
42-6175	Chrome	1938-47



42-0863

42-0854




**Knucklehead Rocker Parts.** Order strip set with gaskets separately.

VT No.	Item	Finish
42-0863	Cover Set, Replica	Chrome
42-0854	Cover Set	Parkerized
7517-8	Cover Strip and Gasket Kit	Zinc
7517-8T	As Above, V-Twin	
42-0864	Cover Strip and Gasket Kit	Parkerized
42-0983	Cover Strip and Gasket Kit	Chrome
15-0270	Cover Gaskets Only	
37-0565	Cover Screw, 34 pieces	Parkerized
8440-12	Mounting Kit	Chrome

### Head Bolt and Washers for 1936-47 OHV Knucklehead.

Parkerized	Cad	Chrome	Fits
9725-20	7713-20	—	1936-39 with washers
—	—	8456-20	As Above Cap Style
9726-20	7714-20	8220-20	1940-47 with washers
2010-10	2009-10	—	1936-47 OHV, Washers only



40-0197 Installed

**1941-47 Braided Top Oil Line**  
VT No. 40-0197



# Knucklehead



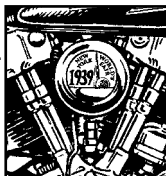
1936-99 Shown Installed



**Pushrod Cover Kit** for 1936-39 Knucklehead includes chrome lower tubes, clips, cups, and zinc inner tubes, complete with gaskets and springs.

Replica Pushrod Cover Kits are in chrome steel.

VT No.	Finish	Year	Model
11-0904	Chrome	1936-39	61"
11-0903	Chrome	1940-47	61" and 74"
11-0939	Cadmium	1940-47	61" and 74"



**1936-47 Tappet Block Kit** includes four standard size lifters with adjusters and zinc finish tappet blocks.  
**VT No. 11-0598**




**Sifton Tappet Assembly for Knucklehead** feature centrifric surface fine grinding and precision fit rollers and pins. Solid units include adjuster screws and lock nuts. Sold in set of four.

VT No.	Size
10-0782	Standard
10-0783	.005

**Tappet Assemblies** for 1936-47 Knucklehead.

Jims	Eastern	Item
10-0647	10-0510	Standard 18493-36 Exhaust
—	10-0511	.005 Exhaust



11-9525



11-1303

**Solid Pushrods for Knucklehead.**

Sifton	Colony	Year/Model
11-9525	7505-4	1941-47 74"
—	7518-4	1936-47 61"
11-1303	—	Replica



49-2601



49-2650



49-0011



49-0037



10-1186

**Rocker Box Set** for 1938-47 Knucklehead.

VT No.	Finish	Year
49-2601	Natural	1941-47
49-2650	Polished	1941-47
49-0039	Polished	1936-40
49-0037	Nuts	1936-47
49-0011	Rocker Box	1936-40
10-1186	Cast Tab Set	1936-47



9699-12

**Hex Rocker Mounting Kit** includes plated stock replacement bolts and washers used to mount rocker boxes on 1936-47 FLKn.

VT No.	Finish	Type
8778-12	Chrome	Hex
8779-12	Cadmium	Hex
9699-12	Parkerized	Hex



11-0559

**Replica Knucklehead Rocker Arm and Shaft Kit** includes 4 forged steel rocker arms with ball studs installed and 4 matching shafts.

VT No.	OEM	Item
11-0559	Kit	Arms and Shafts


**Knucklehead Rocker Shaft Four Piece Set** which includes 17441-39, 17438-39,

17441-39 and 17444-39. Fits 1939-47 Overhead Valve 61" and 74".

VT No.	Size	Type
11-0540	Standard	Sifton
11-0025	Rocker Arms	
<b>Shaft End Nuts, left side</b>		
9840-8	Chrome	
9841-8	Cadmium	
9842-8	Parkerized	



11-0540




9842-8





# OHV Valve Guide



## Big Twin 1948-78

Size	V-Twin Cast Iron		Precision Machine Cast Iron		Precision Bronzium	Precision Manganese Bronze	
	Intake	Exhaust	Exhaust	Intake	Intake	Intake	Exhaust
Standard		11-0705	11-1166	11-1167		11-2300	11-2308
+0.001		11-0691	11-0967	11-0975		11-2301	11-2309
+0.002		11-0706	11-0968	11-0976		11-2302	11-2310
+0.003		11-0688	11-0969	11-0977		11-2303	11-2311
+0.004		11-0707	11-0970	11-0978		11-2304	11-2312
+0.006	11-0703	11-0708	11-0971	11-0979	11-0743	11-2305	11-2313
+0.008	11-0704		11-0972	11-0980		11-2306	11-2314
+0.010			11-0973	11-0981		11-2307	11-2315



## Big Twin 1948-78

	Precision Machine Ampco 45		Rowe Ampco 45
Size	Intake	Exhaust	Intake
Standard	11-1164	11-1165	
+0.001	11-0951	11-0959	
+0.002	11-0952	11-0960	
+0.003	11-0953	11-0961	
+0.004	11-0954	11-0962	
+0.006	11-0955	11-0963	
+0.008	11-0956	11-0964	11-1876
+0.010	11-0957	11-0965	11-1962



## Late Shovelhead

Size	Precision Machine Ampco 45		Precision Machine Cast Iron		Precision Machine Manganese Bronze	
	Intake	Exhaust	Intake	Exhaust	Intake	Exhaust
Standard	11-0982	11-0989	11-0996	11-1003	11-2326	11-2331
+0.001	11-0983	11-0990	11-0997	11-1004	11-2327	11-2332
+0.002	11-0984	11-0991	11-0998	11-1005	11-2328	11-2333
+0.003	11-0985		11-0999	11-1006	11-2324	
+0.004		11-0993	11-1000	11-1007	11-2329	11-2334
+0.006	11-0987	11-0994	11-1001	11-1008	11-2330	11-2335
+0.008			11-1002	11-1009		



Big Twin 1979-80 Valve Guide Retaining Ring. Replaces 18105-79. VT No. 12-0936



Overhead Valve Guide Gasket.

VT No. OEM Years  
15-0297 18265-37 1936-47  
15-0210 18196-51 1948-85



Rowe Patch.  
VT No. 48-1523

48-1523

## Late Shovelhead 1979-84

Size	V-Twin Cast Iron		Rowe Cast Iron	Rowe Ampco 45
	Intake	Exhaust	Intake	Intake
STD	11-0714			11-1883
+0.003		11-0695	11-9795	
+0.004				11-1886
+0.006				11-1887



48-0498  
80" UL



48-0470  
Knucklehead



48-0030  
1340 cc



48-0033  
Dual Cam



48-0025  
Panhead



48-0044  
Shovelhead



48-0048  
Shovelhead



48-0372  
XLCH 1971



48-1824  
45"

Motor Plaques measure 18" x 24" and are made of metal.

Motor Plaque Set includes 9 plaques. VT No. 48-1811



# Valve Guide



**Guides** to accept seals on 1981-85 Shovelhead standard size with replica valves.

Guide	Type	Valve	Seals
11-1168	Exhaust	11-1135	14-0145
11-1169	Intake	11-1136	14-0145
Collar	Type		
11-0648	Upper		
11-0666	Lower		
11-0513	Keeper		

## Rowe Unhoned Cast Iron Valve Guides

Intake and Exhaust Guide is the same unless noted.

Size	Shovelhead Circlip Type Late 1979-84	Shovelhead Flange Type .040 Shorter*	Shovelhead Flange Type .060 Shorter*	Pan/ Shovel 1948-79	1948-79 Machined to accept guide seal (by V-Twin)	1979-84 Shovel Intake	1979-84 Shovel Exhaust
Standard	—	—	—	—	11-9631	—	—
.001	—	—	11-2119	—	11-9632	—	—
.002	—	—	11-2122	—	11-9633	—	—
.003	—	—	11-2125	—	11-9663	11-1929	—
.004	11-2126	—	—	—	11-9634	11-1930	—
.006	—	11-2130	11-2131	—	11-9635	—	—
.008	—	—	11-2134	—	11-9636	—	—
.010	—	—	—	—	—	—	—
.012	—	—	—	—	—	—	—
Top Dia.	.625	.625	.531	.562	.562	.060"	.060"
Seal#	14-0146	14-0146	—	14-0145	14-0145	—	—
Overall	1.98	1.96	1.940	.210	—	1.92"	1.92"
Length				*For High Lift Cams			

## Rowe Iron Tru-Bore Guide inner diameter. Honed

# Valve Guide Seal



**Valve Stem Oil Seal Kits** include four pieces of proper guide seal and installation tool.

VT No.	Year
16-0403	1948-79
16-0404	1980-84



**Sifton Valve Stem Seal** features a Viton seal with double coil spring for tension, and steel band to secure to guide. Fits 1948-84 Shovelhead.

VT No. 14-0973



**Sifton Teflon Valve Stem Seal Set** for Big Twin provide maximum valve stem oil control as seals wipe excess oil from the valve stem by means of a unique spring loaded wiper assembly which prevents unwanted oil from reaching and contaminating the cylinder. Machining required. Fits 1948-84.

VT No. 14-0259

# Valve Seat



**Stock Replacement Valve Seats** for Big Twin models.

VT No.	OEM	Fits	Type
11-0651*	18018-66	Intake 1966-84	Nickel
11-0653*	18017-66	Exhaust 1966-84	Nickel
11-0675	18050-36	Intake and Exhaust 1936-47 Knucklehead	Nickel

\*Note: For use with unleaded or leaded gasoline.

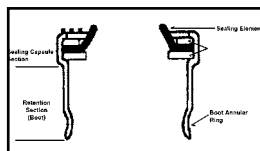
**Oversize Valve Seats** can be used with unleaded gas. Replacement size is actual size of seat supplied by V-Twin Number. Stock size is noted as reference only.

## Intake

VT No.	Fits	Stock Size
11-0641	1948-65	1.940 x 1.562 x .400
Replacement Size		2.016 x 1.635 x .453
11-0670	1966-84	2.132 x 1.752 x .400
Replacement Size		2.164 x 1.750 x .453

## Exhaust

11-0641	1948-65	1.940 x 1.562 x .400
Replacement Size		2.016 x 1.635 x .453



**Valve Stem Seals** in 10 packs for years listed. Installation tools and plastic 10 pack sleeves available separately.

VT No.	Fits	Mfg. No.
14-0145	Big Twin 1948-78	1408
14-0146	Big Twin 1979-84	1427
14-0982	Big Twin 1948-78	Sifton
14-0375	Big Twin 1979-84	Sifton
16-1753	Sleeve 3/8"	

## Installation Tools

16-0133	1948-79 Big Twin	Black
16-0134	1981-83 Big Twin	White

**Note:** 14-0164 is 5/16, 14-0145 and 14-0146 are 3/8.



**Watch Our Video!**

<http://www.youtube.com/user/TeddCycle>



Welcome to Motor Shop





13-9195

**Valve Spring Kits** include all springs, collars and keepers necessary for each application.

VT No.	Year	Model
13-9193	1948-79	Pan-Shovelhead
13-9194	1980-81	Shovelhead
13-9195	1981-84	Shovelhead Big Twin



13-0169

**1948-84 Pan-Shovelhead Valve Spring Sets** include inner and outer.

VT No.	Fits	Replaces
13-0169	1948-84	18201-57B/18204-36A
13-0179	1966-84	18201-82/18202-82



**ANDREWS**

**Andrews Valve Gear** for 1966-84 Shovelhead 74 and 80.

VT No.	Fits
11-9877	Upper Collar, T-6 Aluminum for .600 lift, 4 piece set
11-9878	Upper Collar, T-6 Aluminum, adds .060" spring travel and is for medium lift
11-9879	Low profile, lower spring collars, accept 1980-up guides + K Line seals. Also provides easier installation of high lift cams
13-9250	Hi-Lift Spring Set

## Valve Spring Kit



**Valve Keeper Keys** are packaged and sold in four pairs per package enough for one engine. Fits 1936-85 Big Twin. Keys are split type.

VT No.	OEM	Brand
11-0513	18228-36	V-Twin
11-9616	18228-36	Manley
11-9623	18228-36	Sifton



**Steel Valve Collars 61, 74 and 80 Big Twin.**

VT No.	OEM	Use	Year
11-0515	18222-48	Lower	1948-79
11-0644	18221-36	Upper	1936-80
11-0516	18222-79	Lower	1980-Early 81
11-0666	18222-81	Lower	1981-84
11-0648	18219-81	Upper	1981-84
11-0712	18219-81	Upper	1981-84



**1948-79 Lower Collar Seal Set** includes four seals (VT No. 14-0145) to use with stock style guides.

VT No. 11-0874

**CRANE Cams**



13-9172

**Crane Valve Springs and Retainers** for 1948-84 models. Thermo-cool coated springs reduces friction and disperses heat quicker than a stock spring. Order set of four upper retainers separately

VT No.	Item	Type
13-9172	Valve Spring Set	Performance
11-7750	Upper Retainer Set	Chromoly

1 cubic inch = 16.38 cc

1 cubic inch = .0163871 liter

**Cubic Inch =  $\pi r^2 \times \text{Stroke}$**

**$r = 1/2$  of Bore**

CUBIC INCH CHART									
Stock 74 Stock 80									
B O R E	STROKE	3 1/2"	3 13/16"	3.968"	4 1/4"	4 1/2"	4 5/8"	4 3/4"	5.00"
				74"	80"				
	2 3/4"		45"						
	3 5/16"	61"							
	3 7/16"	64.8"		73.7"	78.7"	83.4"	85.7"	88.0"	92.8"
	3 1/2"	67.2"		76.3"	81.6"	86.6"	89.0"	91.4"	96.1"
	3 5/8"	72.1"		81.7"	87.4"	92.9"	95.5"	99.0"	103.2"
	3 11/16"	74.6"		84.7"	90.7"	96.1"	98.8"	101.5"	106.8"
	3 13/16"	79.9"		90.6"	97.0"	102.8"	103.7"	108.9"	114.2"
	3 7/8"	82.3"		93.4"	100.1"	100"	108.9"	111.9"	117.8"
	4.00"	87.9"		99.7"	106.8"	113.0"	116.1"	119.3"	125.6"
	4 1/8"	93.4"		106.0"	113.5"	120.2"	123.5"	126.9"	133.6"
	4 1/4"	99.2"		112.6"	120.5"	127.6"	131.1"	134.7"	141.8"



# Valve Spring

13-2110



**Sifton Lightweight Valve Spring Kits** include springs, keepers, retainer, and lower collars unless noted.

**74" and 80" Shovelhead, 1966-84**

**VT No. Type**

**13-2110** Has 160 lb seat pressure, up to .600" valve travel. Hard-anodized aluminum retainers. Uses stock lower collars.

**13-2115** Has 160 lb seat pressure up to .600" valve travel. Titanium retainers. Uses stock lower collars.



**Sifton Valve Spring Retainers and Keeper Sets.** Keepers are CNC machined and then heat treated.

**Keeper Set**

**11-2021** Pan/Shovelhead

**Upper Retainer Sets**

**11-2020** Pan/Shovel Titanium Offset 0.70" to allow more installed spring height.

**11-4248** Pan/Shovel aluminum offset 0.70" to allow more installed spring height.

**11-2022** Lower collar set. Pan/Shovelhead machined to work with .562" diameter guide seals and counter Bored for added clearance.



**Sifton Big Twin Valve Spring Set** for high lift cams can be used with stock retainers and lower collars for up to .600" lift. Fits 1948-84.

**VT No. 13-2000**



# Valve Spring

**MANLEY**

**Manley 1948-79 Valve Spring Kits 74 and 80 FL-FX .495 Lift Kits except Evolution**

VT No.	Collars Top	Combined Loads	Coil Bind	Recommended Cam Lift
11-9229	Titanium	140 @ 1.480 300 @ 1.000	.950	Stock-.500"

The above ".495" lift kits do not require cylinder head machining for installation. These kits are supplied with lower collars that allow additional spring travel as compared to stock collar and provides these kits the ability to accept camshafts up to .495" lift. Note: 11-9229 is for stock stem diameter valves

**Manley Valve Kits.**

**74 and 80 FL-FX .500"-.600" Lift Kit except Evolution**

VT No.	Combined Loads	Coil Bind	Recommended Cam Lift
11-9612	180 @ 1.600 320 @ 1.100 360 @ 1.000	.930	.500-.600

The above kit features tri-spring (outer-intermediate-inner) interference fit to reduce harmonics and control spring surge. Additional machining is required to lower the height of the valve guide to avoid interference with the top collar. Springs have more pressure than stock but can be used with .500" lift or .600" lift cams. Includes titanium top collars.

**74 and 80 FL-FX .465" Lift Kit except Evolution**

VT No.	Combined Loads	Coil Bind	Recommended Cam Lift
11-9613	150 @ 1.450 300 @ 1.000	.950	Stock .465

The above kit does not require machining for installation. However, do not exceed .465 lift due to the potentially high stress on the springs. The springs are interference fit to help the harmonics. Supplied with steel top collars. Use with stock stem diameter valves only.



**FL-FX Upper Collar** for fitment of the double matched springs, color coded, for stock valve stem diameters, fits 1941-84 Big Twin models, in set of 4.

**Red Collars** used most often by combining ease of installation and good spring pressure, which will accommodate most cams. Allows spring to sit .080 higher than green collars.

**VT No. 11-9621**



**Sifton Valve Spring Kits** feature four double matched competition springs. Fits 1941-84 FX-FL, order top colored collars separately from this page. Mfg# 3030.

**VT No. 11-9618**

**Valve and Spring Kit by**

**Sifton for Shovelheads**

includes two intake and two exhaust valves with nitrated finish, complete spring set and keepers with upper and lower collars. Four piece valve set available separately.



**VT No. Year Item**

**11-0794** 1966-79 Kit

**11-0795** 1980-81 Kit


**11-0796** 1982-84 Kit

**11-0679** 1966-84 Valve Set



**Sifton Valve Keepers.** 1941-84 FL-FX steel valve keepers fit stock 3/8" valve stems. Sold in sets of four.

**VT No. 11-9623**



**Sifton 74 Pan Valve Spring Set** with 160 lb seat pressure, .600 valve travel and titanium retainers.

**VT No 13-2010**



**S&S Complete Valve Spring Steel Kits** for L1981-84 BT. Each kit includes springs, top collar, lower collar, retainers and shims. Cam to .590" lift

**VT No.11-2063**



**S&S Valve Spring Kits Pan-**

**Shovelhead 1948-84 Big Twin** to

be used with stock style guides and lower spring collars, stock 3/8"

diameter valves, and stock keepers. By grinding .060 to .090 off the tops of the valve guides cams with lifts up to .550" may be used. Kit includes four aluminum top collars and four of each inner and outer springs.

**VT No. 13-9226**





# Replica Valves



Model and Year	Type	OEM	Sifton		V-Twin™			
			Nitrate Steel	Steel	Nitrate Steel	Chrome Steel	Stainless Nitrate Steel	Stainless Steel
Shovelhead	Intake	18075-81	11-1136		11-0845			11-1132
	Exhaust	18086-81	11-1135		11-0846			11-1133
Panhead	Intake	18071-48			11-9664		11-0624	11-9659
1948-65	Exhaust	18082-57	11-1120	11-0661	11-0614	11-0632		11-9656
	Intake	1/8" Oversize		11-9645				
	Exhaust	1/8" Oversize		11-0615				
Shovelhead	Intake	18074-66	11-1119	11-0664	11-0605	11-0630	11-0625	
1966-85	Exhaust	18082-57	11-1120	11-0661	11-0614	11-0632		11-9656
	Intake	1/16" Oversize		11-9295	11-0606			
	Exhaust	1/16" Oversize			11-0615			
Shovelhead	Intake	18074-66					11-2000	



Model and Year	Application	ROWE VALVES		PRECISION MACHINE		
		Forged & Shot Peened Head		Stainless		
		Roller Burnish Stem (1)		Black Diamond™ (6)	Racing Black (4)	Razor (5)
Panhead 1948-1965	Intake 18071-48	—		11-6000	—	—
	1/16" O.S.	—		11-6007	—	—
Shovelhead 1966 and Later	Intake 18074-66	11-6030		11-6001	—	—
	1/16" O.S.	—		—	11-6015	—
	Exhaust 18086-81	—		11-6007	11-6017	11-6085
	5/32" O.S.	—		—	11-6016	—
Shovelhead 1981-84	Exhaust 18086-81	—		11-6089	—	—
	Intake 18075-81	—		11-6090	—	—

Valves by Rowe or Precision Machining (Kibblewhite). Intake valves are made of 8645 heat treated valve steel and the exhaust valves are made of 21-2N heat treated non-magnetic stainless steel. These valves are available with the following stems and heads:

- (1) **Roller Burnished Stem:** Roller burnishing smooths the finest grind finish (16 microinch) to a 4 microinch.
- (4) **Racing by Kibblewhite Precision Machining** feature a sharper profile angle to maximize flow, 11-6015 has 2.00 head, 11-6016 has 1.812 head, 11-6017 has 1.780 head, 11-6018 has 1.90 head and 11-6019 has 1.63 head.
- (5) **Razor Back by Kibblewhite** are one piece forged EV-8 stainless steel, fully CNC machined with hard chrome stems.
- (6) **Black Diamond:** One piece stainless steel valve with a stellite tip and black nitron impregnated stem to improve wear properties and reduce friction.



**Chromoly Valve Keys**  
(Set of 8) for Pan/  
Shovelhead 1948-81.  
VT No. 11-9614



**Manley Stainless Valve** machined from 1-piece forging with a swirl polished finish and chrome plated stem. Sold pairs.

## Shovelhead 1966-85

VT No.	Type	Head Dia.	Stem Dia.	OEM
11-9012	Intake	1 15/16 stock	.3765 stock	18074-66
11-9013	Ni Intake	1 15/16 stock	.3765 stock	18074-66
11-9011	Exhaust	1 3/4 stock	.3745 stock	18082-57
11-9014	Ni Exhaust	1 3/4 stock	.3745 stock	18082-57

## Panhead 1948-65

VT No.	Type	Head Dia.	Stem Diameter	OEM
11-9028	Intake	1 3/4 stock	.3765 stock	18074-48
11-9011	Exhaust	1 3/4 stock	.3745 stock	18082-57

**Note:** Ni is Nitrate finish.

**Manley's "Street Master"** intake and exhaust valves feature stainless steel construction, chrome plated stems, hard tips, smooth turned underhead angle and radius, forged combustion dish and machined combustion face rim.

VT No.	Type	Head Dia.	Stem Dia.	OEM
11-9020	Intake	1 15/16" stock	.3765 stock	18074-66
11-9021	Exhaust	1 3/4" stock	.3745 stock	18082-57



# Pan-Shovelhead Cylinder and Piston Kit

Over 50,000 Pieces Served Since 1978!



**Cylinder and Piston Kits** are honed and pre-fitted with 8.5:1 stock compression pistons and Hastings rings. They are ready to run and will require break-in as suggested in the appropriate shop manual. Sold in pairs for stock stroke only. Order gasket set separately.

VT No.	Years	Compression Ratio	Piston
<b>Panhead 74"</b>			
11-0885	1948-52	8.5:1	Cast
11-2602	1948-65	8.5:1	Cast
<b>Shovelhead 74"</b>			
11-2603	1966-78	8.5:1	Cast
<b>Shovelhead 80" 1979-85</b>			
11-2604	Replica	8:1	Cast
11-2612	GME	8:1	Cast
11-2613	GME/Wiseco	9.5:1	Forged
11-2614	GME/Wiseco	7:1	Forged



**Replacement Cylinders Only** for stock bore, stock stroke and compression. Must be honed to standard size for proper fit. Sold each without piston.

VT No.	OEM	Type
<b>1948-52 74"</b>		
11-1283	—	Front
11-1284	—	Rear
<b>1948-65 Panhead 74"</b>		
11-0502	16485-48	Front
11-0503	16494-48	Rear
<b>1966-78 Shovelhead 74"</b>		
11-0500	16484-66	Front
11-0501	16492-66	Rear
<b>1979-85 80"</b>		
11-0496	16498-80A	Front
11-0497	16499-80A	Rear
11-0481	GME	Front
11-0474	GME	Rear

**Note:** The use of Colony 12 point head bolts 8714-20 chrome or 8618-20 black and cylinder base nuts 8600-8 in chrome or 8601-8 in black will allow extra clearance for tightening when necessary on 1948-84 Big Twin cylinders.



**S&S Cast Iron Cylinders** for Shovelheads are stock length and include base nuts, head bolts, head and base gaskets.

VT No.	Size	Fits
11-0062	3 <sup>7</sup> / <sub>16</sub> "	1966-78 74"
11-0063	3 <sup>1</sup> / <sub>2</sub> "	1978-84 80"



**Metal Cylinder Base Gasket** has a steel base metal which has been coated on both sides with a specially formulated high temperature oil

resistant rubber compound. Silicone beading around the inner and outer perimeter forms a seal on both sides of gasket. Sold in pairs.

V-Twin	James	Fits
—	15-1087	Shovelhead
—	15-1123	Shovelhead 3 <sup>5</sup> / <sub>8</sub> " Big Bore .032" thick
15-1532	15-1122	Shovelhead 3 <sup>5</sup> / <sub>8</sub> " Big Bore .020" thick
—	15-1090	Panhead




**Big Twin Cylinder Base Studs** feature heat treating and interference thread at cylinder base. Sets of eight.

VT No.	OEM	Fits
8856-8	16831-30	1930-77
12-2100	16831-30	1930-77
8857-8	16837-78	1977-84
12-2101	16837-78	1977-84





# Knucklehead Cylinder Kit



**Replica Knucklehead Cylinder Sets** feature iron cast construction, original markings with black painted finish and are pre-fitted with cast pistons and Hastings rings.

VT No.	Year	Fits	Compression
11-0506	1936-47	61"	7.5:1
11-0507	1941-47	74"	8.5:1

**Replica Details!**

**Knucklehead Replacement Cylinder and Piston Kits** are honed and pre-fitted with stock compression cast pistons and Hastings Rings. They are ready to run and will require break-in as suggested in the appropriate shop manual. Sold in pairs for stock stroke only. Order gasket set separately.

VT No.	Year	Fits	Compression
11-2600	1936-47	61"	7.5:1
11-2601	1941-47	74"	8.5:1

**Knucklehead Replacement Cylinders Only** for stock bore, stock stroke and compression. Must be honed to standard size for proper fit. Sold each without piston.

VT No.	OEM	Type	Year	Fits
11-0495	16483-36	Front	1936-47	61"
11-0494	16490-36	Rear	1936-47	61"
11-0499	16483-41	Front	1941-47	74"
11-0498	16491-41	Rear	1941-47	74"



## 3<sup>5</sup>/<sub>8</sub>" Shovel Cylinders



**Big Bore Gasket Kit** fits all 3<sup>5</sup>/<sub>8</sub>" cylinders. Kit includes two Teflon gaskets and 2 base gaskets.

GB	James	Fits
15-0886	15-0599	Shovelhead
—	15-0877	Evolution



**Metal Cylinder Base Gasket** has a steel base metal which has been coated on both sides with a specially formulated high temperature oil resistant rubber compound. Silicone beading around the inner and outer perimeter forms a seal on both sides of gasket, pairs. (Shovelhead 3<sup>5</sup>/<sub>8</sub>" Big Bore .020 Thick)

**VT No. 15-1122**



**3<sup>5</sup>/<sub>8</sub>" Cylinders** sold as a kit with 7.5:1 pistons, rings, gaskets, head bolts and cylinder base nuts. Also available as cylinder set only.

### Stock Cylinder

VT No.	Item	Brand
11-0380**	Cylinder Set, Sifton	**Note: Honed to size
11-0297	Cylinder Kit	Sifton
11-0283	Piston	Kit
11-0252	Rings	Set

### .200 Longer Cylinder

VT No.	Item	Brand
11-0385**	Cylinder Set, Sifton	**Note: Honed to size
11-0289	Cylinder Kit	Sifton
11-0068*	Cylinder Set	S&S

**\*Note:** Order pistons separately.



**Magnum Cylinder Small Parts Kit** for installing 3<sup>5</sup>/<sub>8</sub>" barrels on Shovelhead cases. Includes two (2) head gaskets, one each front and rear cylinder base gasket, eight (8) cylinder base nuts, and ten (10) head bolts with washers.

VT No.	Item
11-0510	Complete kit
15-0599	Gasket set
8618-20	Black bolt set
8714-20	Chrome bolt set
8600-8	Chrome base nuts
8601-8	Black base nuts



**S&S 3<sup>5</sup>/<sub>8</sub>" Sidewinder Cylinder Kit** fits 1966-84 Shovelheads. Includes front and rear cylinders stock 5.330 length for 4<sup>1</sup>/<sub>4</sub> stock stroke, cast pistons with 7.75:1 compression, gaskets, base nuts and headbolts.

**VT No. 11-0061**



# Replica Piston Kit

**V-Twin Piston Kits** include two cast alloy pistons, genuine Hastings three piece ring set, two wrist pins and four circlips. All Big Twin pistons have a steel expansion control strut cast as original.

61-74-80 Overhead Valve Piston Set use 22588-78 Pin Lock, VT No. 12-0929.							
COMP Dia.	STD 61" OHV 3 <sup>5</sup> / <sub>16</sub> " Bore	STD 8.5:1 74" 1200cc 3 <sup>7</sup> / <sub>16</sub> " Bore	LOW 7.5:1 74" 1200cc 3 <sup>7</sup> / <sub>16</sub> " Bore	HIGH 10:1 74" 1200cc 3 <sup>7</sup> / <sub>16</sub> " Bore	8.5:1 74" Stroker 3 <sup>7</sup> / <sub>16</sub> " Bore (S&S)	STD 8:1 80" 1340cc 3 <sup>1</sup> / <sub>2</sub> " Bore	LOW 7:1 80" 1340cc 3 <sup>1</sup> / <sub>2</sub> " Bore
STD	11-0426	11-0216	11-0307	11-0322	11-0455	11-0226	11-0317
.010	11-0847	11-0217	11-0308	11-0323	—	11-0227	11-0318
.020	11-0427	11-0218	—	11-0324	—	11-0228	11-0319
.030	11-0848	11-0219	11-0310	11-0325	11-0458	11-0229	11-0320
.040	11-0428	11-0220	11-0311	—	11-0459	11-0230	11-0321
.050	—	11-0221	11-0312	—	11-0460	Shovelhead	Shovelhead
.060	11-0429	11-0222	11-0313	—	11-0461	—	—
.070	—	11-0223	11-0314	—	—	—	—
.080	11-0439	—	—	—	—	—	—



## Stroker Piston

COMP Dia.	8.5:1 4 <sup>1</sup> / <sub>2</sub> " Stroker 3 <sup>7</sup> / <sub>16</sub> " Bore	8.25:1 4 <sup>5</sup> / <sub>8</sub> " Stroker 3 <sup>1</sup> / <sub>2</sub> " Bore	8.25:1 (S&S) 4 <sup>5</sup> / <sub>8</sub> " Stroker 3 <sup>7</sup> / <sub>16</sub> " Bore	7.5:1 (S&S) 4 <sup>1</sup> / <sub>2</sub> " Stroker 3 <sup>3</sup> / <sub>8</sub> " Big Bore	7.5:1 4 <sup>1</sup> / <sub>2</sub> " Stroker 3 <sup>3</sup> / <sub>8</sub> " Big Bore
STD	11-0288	11-0461	11-0455	11-0237	11-0283
.010	—	—	—	—	11-0238
.020	—	11-0463	—	—	—
.030	—	—	11-0458	—	—
.040	—	—	11-0459	—	—
.050	—	—	11-0460	—	—
.060	—	—	11-0461	—	—



Over 100,000 Kits Served since 1976!

## Ring Set

**HASTINGS®**  
The Ring Leader®



Wrist Pin and Lock Kit replaces 22760-73.  
1948-85  
VT No. 11-0870



Wrist Pin Locks. 10 packs.  
VT No. Year  
12-0910 1932-53  
12-0911 1952-77  
12-0929 1978-82

**Hastings Piston Ring Sets** are replacements for OEM ring sets. 61" and 74" FLH type will fit V-Twin Pistons. 74" FL type to fit OEM Pistons only. Also fit any of our cast pistons. Include cast compression rings and a 3-piece oil ring. Except where noted. Sold in sets for two pistons.

Model Size Bore Comp Ring Oil Ring	61" OHV 3 <sup>5</sup> / <sub>16</sub> " 3 <sup>3</sup> / <sub>32</sub> " 3 <sup>1</sup> / <sub>16</sub> "	74" FL 3 <sup>7</sup> / <sub>16</sub> " 3 <sup>3</sup> / <sub>32</sub> " 3 <sup>1</sup> / <sub>16</sub> "	74" FLH 3 <sup>7</sup> / <sub>16</sub> " 1 <sup>1</sup> / <sub>16</sub> " 3 <sup>1</sup> / <sub>16</sub> "	Moly
Mfg.#	6627	5193*	6482	2M6482
STD	11-0170	11-0117*	11-0176	11-1368
.010	11-1404	11-0118*	11-0177	11-1369
.020	11-0171	11-0119*	11-0178	11-1370
.030	11-1405	11-0120*	11-0179	11-1371
.040	11-0172	11-0121*	11-0180	11-1372
.050	—	11-0122*	11-0181	11-1373
.060	11-0173	11-0123*	11-0182	11-1374
.070	—	—	11-0183	11-1375
.080	11-1681	—	11-0184	11-1376

\*Note: Features One Piece Oil Control Ring.

80" FL-FX Shovelhead 1340cc				
Mfg. #	6127 Cast	2M6127 Moly		
STD	11-0185	11-1363		
.010	11-0186	11-1364		
.020	11-0187	11-1365		
.030	11-0188	11-1366		
.040	11-0189	11-1367		

Hastings Patch.  
VT No. 48-1479

3 <sup>5</sup> / <sub>8</sub> " Big Bore Shovelhead 5 <sup>1</sup> / <sub>64</sub> " Compression Ring	
Mfg.#	2M5722 Moly
STD	11-0196
.010	11-0197
.020	11-0198
.030	11-0199
3 <sup>5</sup> / <sub>8</sub> " Big Bore Shovelhead 1 <sup>1</sup> / <sub>16</sub> " Compression Ring	
Mfg.#	2M5721 Moly
STD	11-0252
.010	11-0253
.020	11-0254
.030	11-0255

**One Piece V-Twin Cast Iron Ring Sets** for 2 pistons with one piece oil ring.

Dia.	1200cc FLH 3 <sup>7</sup> / <sub>16</sub> " Bore 74"	1340cc 3 <sup>1</sup> / <sub>2</sub> " Bore 80"
STD	—	11-2508
.010	11-2501	11-2509
.020	11-2502	11-2510
.030	11-2503	11-2511
.040	11-2504	11-2512
.050	11-2505	—
.060	11-2506	—
.070	11-2507	—

**FLH Piston Ring Three Piece Set** features compression rings with a size of 1<sup>1</sup>/<sub>16</sub>" and oil rings with the size of 3<sup>1</sup>/<sub>16</sub>".

VT No. Size  
11-1207 74"  
11-0134 80"

3 <sup>5</sup> / <sub>8</sub> " S&S Big Bore .058 Compression Ring	
Mfg.#	S&S 94-1210 Moly
.060	11-0262





11-9725

Note: Piston Kits include Hastings X Ring.  
 \*Note: Rings are packaged per piston.

1948-78 1200/74" FL-FH 9:1 Compression 3/16" Bore.

	Piston Kit	Wiseco Rings*
Standard	11-9725	11-9753
.010	11-9726	11-9754
.020	11-9727	11-9755
.030	11-9728	11-9756
.040	11-9729	11-9757
.050	11-9730	11-9758
.060	11-9731	11-9759
.080	11-9732	11-9760

1978-84 1340/80" Shovelhead 7:1 Compression 3/2" Bore.

	Piston Kit	Wiseco Rings*
Standard	11-9733	11-9759
.020	11-9735	11-9760
.030	11-9736	11-9764
.040	11-9737	11-9765

1978-84 1340/80" Shovelhead 8.5:1 Compression 3/2" Bore.

	Piston Kit	Wiseco Rings*
STD	11-9444	11-9759
.010	—	11-9762
.020	11-9446	11-9760
.030	11-9447	11-9764
.040	—	11-9765

1978-84 1340/80" Shovelhead 9.5:1 Compression 3/2" Bore.

	Piston Kit	Wiseco Rings*
STD	11-9738	11-9759
.010	11-9739	11-9762
.020	11-9740	11-9760
.030	11-9741	11-9764
.040	11-9742	11-9765



**Wiseco Replacement Wrist Pins** are sold each.  
**VT No. Bore Size**  
**11-9776** 3/16" and 3/8"  
**11-9777** 3/2"



**Wiseco Replacement Circlips** fit all Wiseco pistons, available in pairs. Fits 3/16" and 3/2" bore pistons.  
**VT No. 11-9773**

**S&S Button Style Keepers** available in different thickness to control wristpin end play which varies with bore size. Button style keepers must be fully supported by wrist pin hole. Sold in pairs.

**3/16" and 3/2" Bore**

VT No.	Range	Type
11-2168	STD to +.040	Teflon
11-2169	+.050 to +.090	Teflon



## SHOP TIP Piston Installation

**Caution:** Do not install piston pin without lubricating it first with motor oil or assembly lube. Touch up outer edges of piston pins with emery cloth before installation.

1. Refer to applicable service manual for proper installation methods.
2. Piston should be measured front-to-rear at the base of piston skirt, perpendicular to wrist pin.
3. Piston should be set-up with the following tolerances:

	Minimum	Maximum	Preferred
<b>Evolution® Models</b> (Aluminum Cylinders)	.0015	.0022	.002
<b>Big Twin Models</b> (Cast Iron Cylinders)	.0015	.003	.0025
<b>Sportster Models</b> (Cast Iron Cylinders)	.003	.004	.0035

Specifications for ring end-gap are supplied with the ring sets and vary by type and size.  
**Note:** Run engine at moderate speeds for at least 500 miles, avoiding excessive running in lower gears, in order to properly break-in new pistons and rings.



# Piston Kit



11-0267



11-0273



**MC Moly Coated Piston Kits** feature cast construction with moly (moS<sub>2</sub>) coating which helps reduce friction and wear, while allowing adequate break in. Hastings Moly Rings Set, wrist pins and locks included. 8.5:1 comp ratio.

Size	3/16" 74"	3/2" 80"
	1948-84 FLH-FX	1978-84 FLH-FXE
Standard	11-0267	11-0273
.010	11-0268	11-0274
.020	11-0269	11-0275
.030	11-0270	11-0276
.040	11-0271	11-0277
.050	11-0272	—

## Forged Piston Kits KB PERFORMANCE PISTONS

11-2204






The Keith Black 390 Hypereutectic alloy is cast in a permanent steel mold.

Engine	Panhead Shovelhead	1340cc Shovelhead	1340cc Shovelhead
Model	FLH-FX	FLH-FX	FLH-FX
Years	1941-79	1980-84	1980-84
C.I.D.	74"	80"	80"
Bore	3.438"	3.498"	3.498"
Stroke	3.969"	4.250"	4.250"
Head Type	.656 Dome	.426 Dome	
Cylinder Height	5.330"	5.330"	5.330"
Compression Ratio	9.0:1	7.2:1	8.3:1
Standard	11-2200	11-2234	11-2251
.005	11-2201	11-2235	11-2252
.010	11-2202	11-2236	11-2253
.020	11-2203	11-2237	11-2254
.030	11-2204	11-2238	11-2255
.040	11-2205	11-2239	11-2256
.050	11-2206	—	—
.060	11-2207	—	—
.070	11-2208	—	—
.080	11-2209	—	—



# Knucklehead Gasket

Replica Gasket OE Quality Since 1967



**Complete Gasket Kit for Knuckleheads.**

VT No.	Type	Year	Brand
15-0758	Replica	1937-40	GB
15-0530	Replica	1941-47	GB
15-0507	Standard	1941-47	GB
15-0800	Standard	1941-47	James



**Knucklehead Head Gaskets.** Made of copper. Fit 1936-47.

**VT No. 15-0268**



**Knucklehead Top End Gasket Set** features copper head gaskets and cylinder base gaskets with bead on metal.

**VT No. 15-0924**



**Base Gaskets.**

VT No.	Year	Model	Brand
15-0412	1930-36	VL	GB
	1936-48	UL	GB
	1936-47	Knucklehead	GB
15-1290	1936-47	All	With Bead

**Left Side Engine Case Seals.**

VT No.	#	OEM	Year	Model
7411-2	A	24776-40	1936-54	61 and 74-80
14-0965		24031-55	1955-68	Big Twin, OE type
7410-55	C	24031-55	1955-68	Big Twin
7410-1	C	24031-55	1955-68	Big Twin, Colony
7410-1-OSC		Oversize	1955-68	.002
7410-1-USC		Undersize	1955-68	.002
14-0177		Seal only	For above	
14-0185	B	24031-69	1969 only	Big Twin
14-0108	B	12026B	1970-99	74 and 80 Big Twin, 5 pack
10-8284		Kit	1970-99	74 and 80

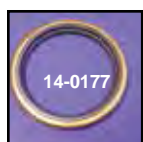


**Note:** VT No. 7410-1 and 7410-55 are screw-in inserts with integral seals. VT No. 14-0965 is a stock type screw-in without seal.

VT No. 7411-2 and 8211-2 both include seal, spacer and snap ring.

**GB™ Top End Kits** include all gaskets and O-rings including pushrod corks from the cylinder base and up. Perfect for piston and valve jobs.

**Fits Big Twin Overhead Valve**

VT No.	OEM	Years	Model
15-0711	17034-38	1941-47	Knucklehead
15-0526	—	1941-47	Knucklehead, Replica
15-0820	17034-38	1941-47	Knucklehead, James







# Pan-Shovelhead Gasket Set




**GB™ Top End Kits** include all gaskets and O-rings including pushrod corks from the cylinder base and up. Perfect for piston and valve jobs.

**Fits Big Twin Overhead Valve Top End**

VT No.	OEM	Year	Model
15-0604	17034-48	1948-65	Panhead
15-0605	17034-66	1966-69	Shovelhead
15-0606	17034-78	1978-85	Shovelhead

**GB™ Complete Gasket Kits** include all of the gaskets, seals and O-rings necessary to rebuild each model listed. Models which require quad pushrod seals include quad type. Head gaskets are Teflon; all other components are stock replacement type.

VT No.	OEM	Year	Model
15-0508	17028-48	1948-65	Panhead
15-0509	17029-66	1966-69	Shovelhead
15-0510	17029-70	1970-77	Shovelhead
15-0511	17029-79	1979-84	Shovelhead 4-Speed
15-0512	17029-80	1980-85	Shovelhead 5-Speed





**James Gasket Sets** for Big Twin. Top quality gaskets are available as complete sets, engine sets or top end sets. Contain gaskets, oil seals and O-rings necessary for a complete rebuild.

**Complete Engine Gasket Sets Big Twin Overhead Valves.**

James	OEM	Years	Model
15-0801	17028-48	1948-65	Panhead (Teflon Head Gaskets thick and thick Pan cover gaskets)
15-0804	17029-66	1966-84	Shovelhead (Teflon Head Gaskets)
15-0803	17029-70A	1970-84	Shovelhead (Fire Ring Head Gaskets)

**\*Note:** VT No. 15-0804 includes primary gaskets and seals, VT No. 15-0801 does not include primary gaskets.



**James Top End Sets.**

VT No.	OEM	Years	Model
15-0821	17034-48	1948-65	Panhead (Teflon Head Gaskets)
15-1186	—	1948-65	Panhead (Fire Ring Head Gaskets)
15-1295	17034-48	1948-65	(.045" fire ring head gaskets & Foamet® cylinder base gaskets)
15-0823	17034-66	1966-84	Shovelhead (Teflon Head Gaskets/Quad Pushrod Seals)
15-1187	—	1966-84	Shovelhead (Fire Ring Head Gaskets)
15-1188	—	1978-84	Shovelhead 3½" Big Bore (Teflon Head Gaskets/Steel Base Gaskets)

**Fire Ring Head Gasket Set** for 1966-84 Shovelheads includes head gaskets, exhaust port gasket and intake manifold seals only.

VT No.	Type
15-1216	Fire Ring
15-0887	Fire Ring with Bead



48-0498  
80" UL



48-0470  
Knucklehead



48-0030  
1340 cc



48-0033  
Dual Cam



48-0025  
Panhead



48-0044  
Shovelhead



48-0048  
Shovelhead



48-0372  
XLCH 1971



48-1824  
45"

**Motor Plaques** measure 18" x 24" and are made of metal.

**Motor Plaque Set** includes 9 plaques. VT No. 48-1811



# 4-Speed Transmission




Motor Shop Assembles  
10 Transmissions Per  
Batch

Over 3000 in service since 1993

**4-Speed Transmissions** include Replica™ Cast Case, internal parts, kicker cover and components, clutch rod, throwout bearing, natural finish ratchet top with chrome dust cover, arm, mount studs, clutch hub nut, seal and key, fully assembled for Big Twins. All are 3.00 ratio FL style.


- Big Twin 1936-64 models feature original style case **VT No. 43-9149** with early style main drive gear, 44 rollers and 2:1 ratio speedometer drive gear for kick start only.
- **VT No. 17-0025 and 17-0035** for 1936-64 feature chrome kick cover and chrome offset kicker arm.
- **VT No. 17-0026 and 17-0000** feature original style aluminum kick cover and early one piece black kick arm for kick start only.
- **VT No. 17-0004** fits electric start primary cover

VT No.	Year	Type
17-0025	1936-64	Ratchet
17-0026	1936-64	Ratchet
17-0004	1965-69	Ratchet
17-0035	1936-64	Jockey
17-0000	1936-64	Jockey
17-2500	1936-40	Jockey





# 4-Speed Replica Transmission



**4-Speed Transmissions** include Replica™ cast case internal parts, chrome kicker cover and components, clutch rod, throw-out bearing, natural finish ratchet top with chrome dust cover, arm, mount studs, clutch hub nut, seal and key, fully assembled for Big Twins.

- 1970-84 models feature case with mount lugs to accept aluminum inner primary covers. Speedometer drive gear supplied is 1:1 ratio. Torrington needle bearings used throughout. VT No.'s 17-0012, 17-0013 will accept belt or chain final rear drive which accepts electric start.

**Note:** The shift pattern will be reversed when installed in mid-shift models as it has the FL type ratchet top to be used with forward controls.

VT No.	Ratio	Year
17-0005	3.00	1970-84 FLH
17-0006	2.44	1970-84 FX
17-0012*	3.00	1970-84 FL with Rotary Top
17-0013*	2.44	1970-84 FX with Rotary Top

\*Note: Available with 1979-85 type with Rotary Top.

## 5 Speed Conversion



**S&S 5-Speed Transmission Case** is designed for 4-Speed Big Twin frames and includes shift lever adjustment screw, shifter shaft guide, all studs and dowel pins required for assembly. Requires shorter countershaft and countershaft needle bearing for assembly.

VT No.	Item
43-1051	Case Assembly
17-0548	Shorter Countershaft
12-0394	Countershaft Needle Bearing
43-4605	FX Starter/Battery Box Bracket
43-4606	FL Starter/Battery Box Bracket
21-4750	FX Shifter Linkage Kit
21-4756	FL Shifter Linkage Kit



**5-Speed Transmission** as pictured, direct bolt in replacement on 1970-84, for the 4-speed unit. Completely assembled using replica gears, shafts and transmission case. All internal parts interchange with stock 5-speed components. Available with late clutch release mechanism. Use 1980-84 FXR 5-speed transmission sprocket with offset so teeth are closer to transmission case. Inner primary must be clearanced for final fitting. Available with late clutch release mechanism for 1987-up type cable.

VT No. 17-0015



# Transmission Case



43-9105



43-0783

## Replica 4-Speed Transmission Cases.

VT No. OEM # Years

### Ratchet Type

43-9156 34701-65A 1965-Early 78

43-9105 34702-78 1 Late 1977-Early 79

### Rotary Type


43-0783 34702-80 2 1979-84

1. Uses the Torrington style 4th gear bearing VT. 12-0300 and accepts reverse gear idler shaft.

2. Can also be used on 1981-84 models belt or chain drive with Torrington style 4th gear bearing VT No. 12-0300 and 17-0101 bearing retainer and 17-9883 housing for kick starter side.




**4 Speed Transmission Case and Ratchet Top Set** fits 1965-Early 1979 Big Twin. Both parts are in a natural alloy finish. Case accepts Torrington 4th gear bearing VT No. 12-0300. FLH style ratchet top gives 1 down, 3 up shift pattern and is assembled with all internal parts, including chrome dust cover and arm. **VT No. 43-0550**



8232-26



9418-19



9419-19

**Big Twin Transmission Mount Kit** include bolts and washers necessary for installation.

VT No.	Year	Finish
8231-26	1936-64	Chrome
8232-26	1936-64	Cadmium
9695-26	1936-64	Parkerized
2314-36	1936-47	Parkerized
7602-11	1936-64	Acorn
37-9158	Biter Washer for Above	
9418-19	1965-76	Chrome
9419-19	1965-76	Zinc
9420-21	1977-86	Chrome
9421-21	1977-86	Zinc



## 1936-64 Big Twin Transmission Case

replaces 34700-36. Includes main drive case race and countershaft bushings installed. Order studs separately. Case will accept reverse gear idler shaft.

**VT No. Item**

43-9149 Case

12-2108 Kick Cover Studs

12-2104 Mount Studs



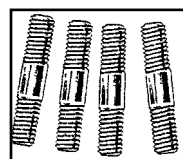
**1936-64 Big Twin 4-Speed Transmission Case and Ratchet Top Set** features a natural alloy finish. Case includes main drive race and countershaft bushings installed. Ratchet top with FLH style pattern is assembled with all internal parts including chrome dust cover and arm. Screws included.

**VT No. 43-0551**



**Hardware Kit** fits 1979-84 Big Twin 4-Speed case.

**VT No. 17-0849**



12-2104



**Transmission Mount Case Studs** are heat treated as original for 4-Speed. Available in set of 4.

VT No.	OEM	Type	Year	Brand
12-2104	34723-47	Stock	1948-83	Replica
9654-4	34723-47	Stock	As Above	Colony
12-2105	34724-36	Oversize	1936-83	Replica
9655-4	34724-36	Oversize	As Above	Colony
12-2124	34722-36	Stock	1936-47	Replica
9919-3*	34725-26	Aligning	1936-83	Replica

**\*Note:** Use for rigidity when 4-speed belt drive is used



48-1331



48-1364

**V-Twin Specialized Catalogs** are available for dealers to supply to customers.

**VT No. Item**

48-1331 Knucklehead (Version 2)

48-1364 Panhead






17-6660



17-6654




17-6650



17-6657



17-6653



17-6651



17-6658

#### Steel Transmission Mount Plates.

VT No.	OEM	Fits	Finish
17-6660	47698-36	1936-57	Chrome
17-6654	47698-36	1936-57	Black
17-6650	47698-36	1936-84 74 and 80 Big Twin	Chrome
	47698-65	Rigid/Swing arm 4-Speed	
17-6657		As Above	Black
17-6653	47698-58A	As Above	Parkerized
17-6651	Custom	Fits Rigid mount	Zinc
		5-Speed Transmission	
		in 4-Speed, Paughco Frame	
17-6658	Custom	Fits 4-Speed Transmission	Chrome
		in 5-Speed, Paughco Frame	



17-7660



17-7661

**Adjustable Transmission Plate.** The built in dual adjusters operate from the end of the 1/2" thick steel plate by counter bored socket head screws which allow accurate alignment of the mainshaft and are ideal for open belt drives models. The three holes at the front fit various frames. Fits 4 speed Big Twin transmissions from 1979-86 with flat bottom cases and 1936 to early 1978 cases if the sliders are milled off the bottom of the case.

VT No.	Finish
17-7660	Chrome
17-7661	Black



17-0790

**Billet Offset Transmission Plates** for 4-Speed, 1/4" offset.  
VT No. 17-0790



**Rigid Frame Transmission Plate Spacer** will raise transmission position on 1936-57 frames.  
VT No. 31-0491

## Trans Mount Plate



**Replica Big Twin Transmission Plate Kit** includes adjuster strap and all hardware necessary for installation.

VT No.	Finish	Year
17-0244	Chrome	1936-57
17-0245	Parkerized	1936-57
17-0246	Chrome	1958-64
17-0247	Black	1958-64



17-0235



17-0236

**Adjusting Strap Kit** for 1936-64 Big Twin includes strap, adjusting screw and mount bolts.

VT No.	Finish
17-0235	Parkerized
17-0236	Chrome



**Replica Parkerized Adjuster Kit** includes adjuster screw with machined head and correct straps. Fits 1941-64 FL.  
VT No. 17-0891



17-0110



17-6655



17-6655 Installed



**(A) Transmission Adjuster Kit** includes three pieces as shown allowing the late model transmission case to be secured and adjusted. Strap and adjuster bolt available separately. For use on 1936-64 model Big Twin.

VT No.	OEM	Item	Finish
17-0110	Kit	Adjusting Set, 3 piece	Chrome
17-0108	47720-36	Strap	Chrome
17-0109	47720-36	Strap	Black Phosphorized
17-0107	34735-36	Adjuster	Chrome
9735-1	34735-36	Adjuster	Chrome
9737-1	As Above		Parkerized
9736-1	As Above		Cadmium

**(B) Even Pull Kit** allows a more positive even transmission adjustment. For use on late style transmission assembly in a rigid frame.

VT No. 17-6655




**Transmission Bolt Lock Tab** replaces 34747-65. Will lock the front 2 bolts securing the transmission plate to frame on 1965-84 Big Twin.  
VT No. 17-0943



# 4-Speed Big Twin Transmission

Refer to opposite page for photo regarding this listing.

Gear	#of Teeth	Ratio	Model	Year	VT No.	Motor Shop	Jims	Andrews	OEM	Note	#
<b>Mainshaft Gears</b>											
1st and 2nd	15 x 20	Stock	UL/FL	1938-58	<b>17-0539</b>	—	—	<b>17-1093</b>	35282-36	1	A
1st and 2nd	15 x 20	Stock	FL/FLH	1959-84	<b>17-0197</b>	—	—	<b>17-1091</b>	35282-59		A
1st and 2nd	17 x 20	Stock	FX/FXE	1974-79	<b>17-0198</b>	—	—	—	35282-74		A
1st and 2nd	17 x 25	Stock	FX/FXE	1980-85	<b>17-0542</b>	—	—	—	35282-79		A
3rd	24	Stock	UL/FL	1938-58	<b>17-9829</b>	—	—	<b>17-1048</b>	35306-36	2	B
3rd	24	Stock	FL/FX	1959-85	<b>17-0188</b>	—	—	—	35306-59		B
3rd	24	Stock	FL/FX	1959-85	—	<b>17-0545</b>	—	<b>17-8230</b>	35306-59	3	C
3rd	23	1.35:1	FL/FX	1937-85	<b>17-9901</b>	—	—	<b>17-9755</b>		4	B
4th	26	Stock	FL/FX	1941-76	<b>17-0194</b>	—	—	<b>17-8231</b>	35065-65B		D
4th	26	Stock	FL/FX	1977-85	<b>17-0195</b>	—	—	<b>17-8232</b>	35067-77	5	D
3-4 Shift Clutch			FL/FX	1941-85	<b>17-0113</b>	<b>17-0114</b>	—	<b>17-8234</b>	35440-38		E
3-4 Shift Fork			FL/FX	1941-85	<b>17-0115</b>	<b>17-0122</b>	—	<b>17-9750</b>	34158-36	6	F
<b>Countershaft Gears</b>											
1st	26	Stock	UL/FL	1936-85	<b>17-0199</b>	—	—	<b>17-1092</b>	35765-36		G
1st	24	Stock	FX/FXE	1974-85	<b>17-0196</b>	—	—	—	35717-74		G
2nd	21	Stock	FL/FX	1936-85	<b>17-0782</b>	<b>17-0896</b>	—	<b>17-8229</b>	35751-36		H
2nd	24	Stock	FXWG	1980-85	<b>17-9753</b>	—	—	—	35751-79		H
3rd and 4th	15 x 17	Stock	FL/FX	1941-75	<b>17-0200</b>	—	—	<b>17-8236</b>	35713-36		I
3rd and 4th	15 x 17	Stock	FL/FX	1976-84	<b>17-0201</b>	—	—	<b>17-8237</b>	35716-76		I
1-2 Shift Clutch			FL/FX	1941-85	<b>17-0112</b>	<b>17-0114</b>	—	<b>17-8233</b>	35665-36		J
1-2 Shift Fork			FL/FX	1941-85	<b>17-0116</b>	<b>17-0122</b>	—	<b>17-9750</b>	34159-36	6	K
Speedometer Drive			FL/FLH	1937-E61	<b>17-9160</b>	—	—	—	35635-36		L
Speedometer Drive			FL/FLH	L1961-68	<b>17-9161</b>	—	—	—	35635-62		L
Speedometer Drive			FL/FLH	1969-80	<b>17-0094</b>	—	—	—	35635-69	7	L
<b>Counter/Mainshafts</b>											
Mainshaft			FL/FLH	1937-64	<b>17-0139</b>	<b>17-0223</b>	—	<b>17-8500</b>	35039-50		M
Mainshaft			FL/FLH	1965-69	<b>17-0140</b>	<b>17-0224</b>	—	<b>17-8501</b>	35040-65		M
Mainshaft			FL/FX	1970-84	<b>17-0141</b>	<b>17-0142</b>	—	<b>17-8502</b>	35039-70		M
Mainshaft			FL/FX	L80-E84	<b>17-0144</b>	—	—	—	35039-80		M
Mainshaft			FL/FX	1985-86	—	—	—	<b>17-8503</b>	35039-85	8	M
Countershaft			FL/FX	1936-75	<b>17-0128</b>	<b>17-0325</b>	<b>17-0125</b>	<b>17-7650</b>	35614-65		N
Countershaft			FL/FX	1976-79	<b>17-0129</b>	<b>17-0326</b>	<b>17-0131</b>	<b>17-7651</b>	35614-76		N
Countershaft			FL/FX	1980-85	<b>17-0130</b>	<b>17-0327</b>	<b>17-0138</b>	<b>17-0137</b>	35614-80		N



## Gear Sets

1st	17 x 20	2.44:1	FL/FX	1937-85	<b>17-0190</b>	—	—	<b>17-8225</b>	—	9	A, G
1st	16 x 20	2.60:1	FL/FX		<b>17-0191</b>	—	—	<b>17-8226</b>	—		A, G
1st	15 x 20	3.00:1	FL/FX	1938-58	<b>17-0202</b>	—	—	—	—		A, B
1st	15 x 20	3.00:1	FL/FX	1938-58	—	—	—	<b>17-1052</b>	—	1, 10	A, G
1st	15 x 20	3.00:1	FL/FX	1959-85	—	—	—	<b>17-1049</b>	—	10	A, G
1st and 2nd (2.24 1st and 1.65 2nd)			FL/FX	1937-85	<b>17-0060</b>	—	—	<b>17-6656</b>	—		A, G
3rd		1.35:1	FL/FX	1937-75	—	—	—	<b>17-8227</b>	—		B, I
3rd		1.35:1	FL/FX	1976-85	<b>17-9158</b>	—	—	<b>17-8228</b>	—		B, I

## Complete Gear Sets include A, B, C, D, E, F, G, H, I, J

2.44 1st, 1.35 3rd			FL/FX	1936-76	—	—	—	<b>17-6000</b>	—	11	
2.44 1st, 1.35 3rd			FL/FX	1977-84	—	—	—	<b>17-6004</b>	—	11	
2.44 1st, 1.23 3rd			FL/FX	1936-76	—	—	—	<b>17-6001</b>	—	9, 11	
2.44 1st, 1.23 3rd			FL/FX	1977-84	—	—	—	<b>17-6005</b>	—	9, 11	
2.60 1st, 1.35 3rd			FL/FX	1936-76	—	—	—	<b>17-6002</b>	—	11	
2.60 1st, 1.35 3rd			FL/FX	1977-84	<b>17-6027</b>	—	—	<b>17-6006</b>	—	11	
2.60 1st, 1.23 3rd			FL/FX	1936-76	—	—	—	<b>17-6003</b>	—	11	
2.60 1st, 1.23 3rd			FL/FX	1977-84	<b>17-6028</b>	—	—	<b>17-6007</b>	—	11	

## Notes:

- 1-2 Cluster has no rear counterbore and requires short length 1936-58 early third gear.
- V-Twin gear has bronze bushing. Andrews gear is machined to size no bushing is used.
- Motor Shop and Andrews Gear features ball milled lead in ramps. Can be used in early transmission, requires late type 1959-85 1-2 Cluster.
- Replacement for 1.35:1 3rd Gear Set only.
- Andrews Gear is updated type with O-Ring groove.
- Sifton and Andrews Shift Forks sold in sets only included 1 each, lead main and counter.
- Use VT No. 36-0810 Speedometer Drive for 17-9160 use 36-0812 drive for 17-0094.
- For Rear Belt Drive Models
- Stock FX ratio
- Stock FL ratio.
- Does not include Mainshaft and Countershaft

## Reverse and 3-Speed Big Twin Transmission Parts


VT No.	OEM	Description
<b>17-9876</b>	33231-64	Idler Spacer Washer
<b>17-9877</b>	33626-72	H. Shift Mirror Mount
<b>43-9106</b>	34800-65	3-Speed Lid Assembly
<b>17-9888</b>	35073-70	Low Gear Mainshaft
<b>17-9890</b>	35762-39	Countershaft Low, 3-Speed and Reverse
<b>17-9892</b>	36140-36	Idler Gear
<b>17-9893</b>	36150-31	Bushing Idler Gear
<b>17-9894</b>	36158-36	Idler Shaft
<b>17-1190</b>	35775-39	Countershaft
<b>12-1520</b>	35703-39	Cluster Gear
<b>17-9815</b>	35775-39	Countershaft Gear



# 4-Speed Big Twin Transmission



Refer to  
opposite  
page  
for the  
parts  
listing.



1936-69 Big Twin Mainshafts are made to factory prints for 4 speed models.

VT No.	Length	Sifton	Andrews	OEM	Years
17-0139	11 $\frac{3}{4}$ "	17-0223	17-8500	35039-50	1936-64
17-0140	12"	17-0224	17-8501	35039-65	1965-69
17-0141	12 $\frac{1}{2}$ "	17-0142	17-8502	35039-70B	1970-79
	12 $\frac{7}{16}$ "	17-0144		35039-80	L1980-E1984



**Big Twin Countershaft/Mainshaft Rollers** set of 88 used.

88 Pack	100 Pack	OEM	Size
17-0145	12-4576	9084	Standard
17-0146	12-4577	9085	.0004
12-4608			.0006
	12-4578	9086	.0008
17-0147	12-4579		.0008
17-0148			.0010



**Needle Bearings for Big Twin** feature full complement roller design.


VT No.	Torrington	OEM	Type/Use
12-0397	12-0316	9058	1958-99, Cam
—	12-0326	35690-54	Closed, Transmission
12-0396	12-0327	35961-52	Open, Transmission
12-0398	12-0300	8905	MD Gear, 1977-81
12-0399	12-0349	8906	MD Gear, 1982-85
12-0854	—	8906	MD Gear, 1982-85

**Note** the bearing surface outside diameter for main drive gear bearings do not interchange.

Outside Diameter	Year	Type
1.6290	1941-76	Loose Rollers
1.6235	1977-85	Full Complement



**Oil Deflector Main Drive Gear Kit.** Includes all parts pictured to fit 1936-64 3 and 4-Speed models. Replaces 35211-36 lock nut. **VT No. 17-0204**



**Main Drive Gear Seal Kit for 1941-76 Big Twin.**  
**VT No. 17-0693**

**Replacement Big Twin Transmission Bushings** for 1941-85 3 and 4-Speed.

VT No.	OEM	Application
10-0729	35789-36	Countershaft Low 1936-85
10-0734	35789-36	As Above, Jims
10-0730	35791-36	Countershaft Second
10-0735	35791-36	As Above, Jims
10-0727	35094-65	Main Drive Gear 1941-85
10-2548	35094-65	As Above Motor Shop
10-2487		As Above Andrews Gear
10-0728	35322-38	Mainshaft Second and Third Handshift Models Only
10-0738	35322-38	As Above, Jims



**Main Drive Gear.** V-Twin and Sifton brands include bushing and seal installed. Andrews brand includes installed bushing only. Order seal separately for Andrews brand.

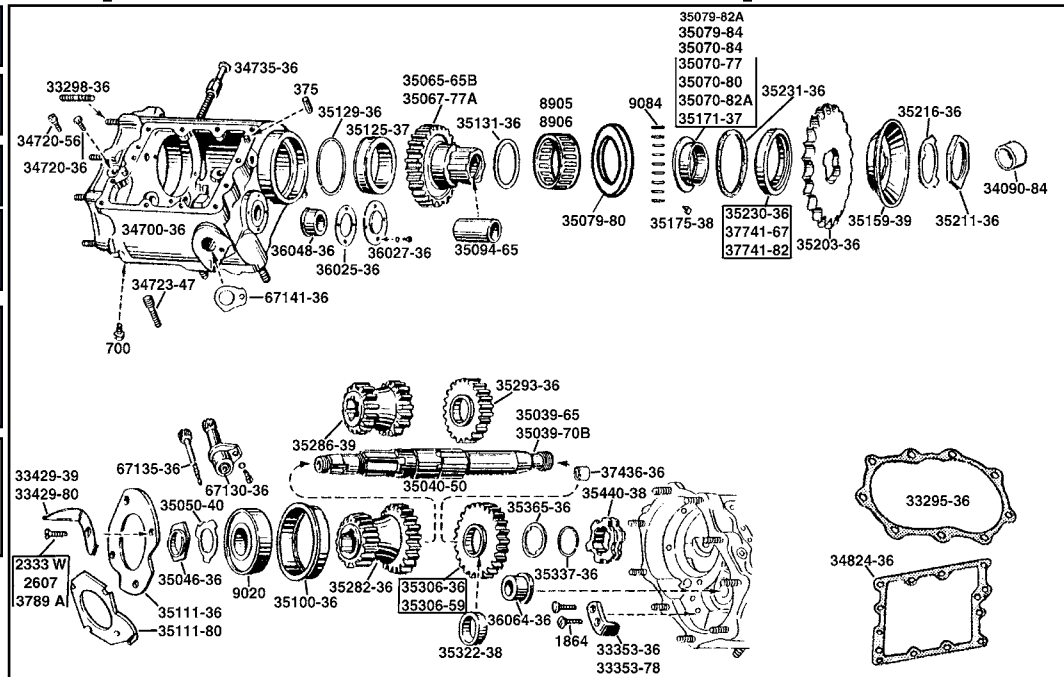
VT No.	OEM	Year	Brand
17-0194	35065-65B	1941-76	V-Twin
17-8231	35065-65B	1941-76	Andrews
17-0598	35065-65B	1941-76	Sifton
17-0195	35067-77	1977-85	V-Twin
17-8232	35067-77	1977-85	Andrews with O-Ring Groove
	35067-84		Sifton
17-0352	As Above	1977-85	Replica
17-0599	35067-77	1977-85	OE
10-0727	35094-65	Bushing	V-Twin
10-2548	35094-65	Bushing	Andrews
10-2487*	35094-65	Bushing	Gear Seal, 5 pack
14-0106	12013A	All	

\*Note: Bushing to fit Andrews 4th gear only.

**Note** the bearing surface outside diameter for main drive gear bearings do not interchange.



# 4-Speed Mainshaft Group



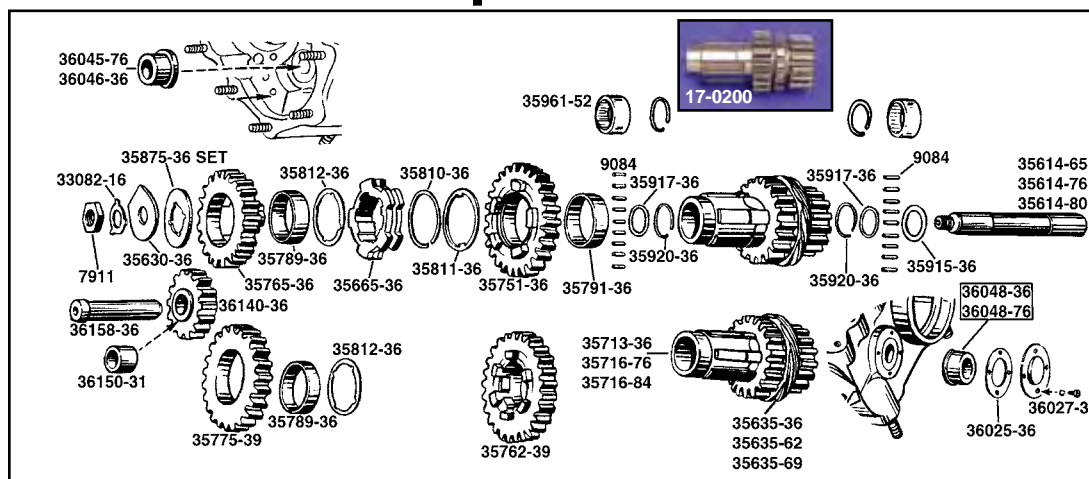
## Mainshaft Group 1936-85 64"-74"-80" 3-4 Speed.

VT No.	OEM	Item
12-1172	375	Dowel Pin
8114-1	700	Chrome Drain Plug
8495-1	700	Cadmium Drain Plug
12-0300	8905	1977-81 Needle Bearing
12-0349	8906	1982-85 Needle Bearing
12-0307	9020	Ball Bearing
12-9937	9020	Ball Bearing, Fafner
17-0145	9084	Standard Roller, 88 pieces
17-0146	9085	.0004 Roller, 88 pieces
17-0147	9086	.0008 Roller, 88 pieces
17-0148	—	.001 Roller, 88 pieces
17-0411	1864B	Bumper Plate Screw
37-9174	2333W	1936-79 Plate Screw
37-0557	2607	1980 Plate Screw
37-9173	3789A	1980-84 Plate Screw
12-2109	24823-80	1965-85 Cover Stud Set
15-0158	33295-36	Cover Gasket
12-2108	33298-36	1936-64 Cover Stud Set
17-0407	33353-36	1941-77 Bumper Plate
17-0408	33353-78	1978-79 Bumper Plate
17-0409	33429-39	1939-79 Oil Deflector
17-0410	33429-80	1980-84 Oil Deflector
17-0609	34090-84	1984-85 Inner Race
43-9149	34700-36	1936-64 Big Twin Transmission Case
9620-13	34720-36	1936-55 Top Plug
37-8890	34720-56	Gear Box Vent
12-2104	34723-47	Stud, Set of 4
12-2105	34724-36	Stud Oversize Set of 4
17-0107	34735-36	Chrome Adjusting Screw
15-0161	34824-36	1936-78 Cover Gasket
15-0162	34824-79	1979-84 Cover Gasket
17-0139	35039-50	1936-64 Mainshaft 11 $\frac{3}{4}$ "
17-0140	35039-65	1965-69 Mainshaft 12"
17-0141	35039-70	1970-83 Mainshaft 12 $\frac{1}{2}$ "
12-1103	35046-36	Bearing Nut (Replica)
17-0900	35050-40	Lockwasher
17-0194	35065-65B	1941-76 Main Drive Gear
17-0195	35067-77	1977-85 Main Drive Gear
17-0186	35070-77	1977-79 Main Drive Spacer
17-0187	35070-80	1980-81 Main Drive Spacer
17-0063	35070-82A	1982-85 Main Drive Spacer
17-9242	35079-80	1980-81 Drive Spacer Washer
17-0062	35070-84	1984-86 Main Drive FXWG Spacer, .391" thick
17-0064	35079-82A	1982 only Main Drive Spacer
17-0066	35079-84	1984 FXST Main Drive Spacer
10-0727	35094-65	1941-84 Main Drive Bushing

17-9761	35100-36	1936-79 Bearing Housing, Right
17-9883	35100-79	1980-84 Bearing Housing, Right
17-0104	35111-36	1936-79 Retaining Plate
17-0101	35111-80	1980-85 Retaining Plate
17-0150	35125-37	1937-78 Standard Race
17-0690	Replica	1937-78 Standard Race
17-0220	As Above	Jims
17-0230	—	1937-78 .002 Race, Jims
17-0151	—	1937-78 .005 Race
17-0221	As Above	Jims
17-0152	—	1937-78 .010 Race
17-0222	As Above	Jims
12-0918	35129-36	Retaining Ring
17-0162	35131-36	1936-77 Standard .060 Washer
17-0414	—	1936-77 .065 Washer
17-0164	—	1936-77 .070 Washer
17-0165	—	1936-77 .080 Washer
17-0205	35159-39	1936-64 Oil Deflector
17-0185	35171-37	1937-76 Main Drive Spacer
17-0392	35171-37	1937-40 Main Drive Spacer
12-0207	35175-38	1941-77 Spacer Key
8408-1	35211-36	Sprocket Lock Nut
17-0901	35216-36	Lock Tab
14-0122	35230-39	1941-78 Oil Seal
7805-2	As above	3 piece kit
7805-2T	As above	3 piece kit
14-0123	35231-36	1941-78 Cork
17-0197	35282-59	1959-85 Low and 2nd
17-0198	35282-74	1974-79 FX Low and 2nd
17-9829	35306-36	1936-58 3rd Gear
17-0188	35306-59	1959-84 3rd Gear
17-0545	35306-59	1959-84 3rd Gear
10-0728	35322-38	1941-58 3rd 2nd Gear Bushing
12-0919	35337-36	3rd Retaining Ring
17-0158	35365-36	Mainshaft 3rd Washer Standard .063
17-9601	—	Mainshaft 3rd Washer -.005
17-9602	—	Mainshaft 3rd Washer -.010
17-9603	—	Mainshaft 3rd Washer -.015
17-9604	—	Mainshaft 3rd Washer +.005
17-9605	—	Mainshaft 3rd Washer +.010
17-9606	—	Mainshaft 3rd Washer +.015
17-9607	—	Mainshaft 3rd Washer +.020
17-0113	35440-38	Small Shift Clutch
17-9830	37436-36	Mainshaft End Bushing
14-0129	37741-67	1980-81 Oil Seal
14-0130	37741-82	1982-85 Oil Seal
17-0108	47720-36	Chrome Strap
17-0109	47720-36	Black Strap



# 4-Speed Countershaft



## Countershaft Group for 1936-85 Big Twin 3 and 4 Speed.

VT No.	OEM	Item
14-0507	1115	O-Ring
12-0527	7911	Nut, 5 pack
17-0902	33082-16	Lockwasher, 10 pack
17-0128	35614-65	Countershaft, 1936-75
17-0129	35614-76	Countershaft, 1976-79
17-0130	35614-80	Countershaft, 1980-85
17-0145	9084	Needle, Standard 88 piece
17-0146	9085	.0004 Oversize
12-4608	—	.0006 Oversize
17-0147	9086	.0008 Oversize
17-0148	—	.001 Oversize
17-0126	35630-36	Lock Plate, 5 pack
17-0112	35665-36	Shifter Clutch Large
17-0200	35713-36	1936-76 Countershaft Gear, 15-17 Teeth
17-0201	35699-76	1976-85 Countershaft Gear, 15-17 Teeth
N/A	35751-36	2nd Gear (21T) 1936-78
17-0782	35751-36	2nd Gear (21T) Sifton
17-0896	35751-36	2nd Gear (21T) Replica
17-9753	35751-79	2nd Gear (24T) 1980-83
17-9890	35762-39	Low, 3-Speed and Reverse
17-0199	35765-36	Low Gear 26T 1936-85
17-0196	35717-74	Low Gear 24T 1974-85 FX
10-0729	35789-36	Low and Reverse Bushing
10-0730	35791-36	Low or 2nd Bushing
12-0925	35810-36	Lock Retaining Ring, 10 pack
17-0167	35811-36	Retaining Washer, 5 pack
17-0161	35812-36	Bearing Washer, 5 pack
17-0123	35875-36	Washer Set 7 pieces includes .074, .078, .082, .085, .090, .095, .100
17-0179	—	.050 Countershaft Washer, 5 pack
17-0180	—	.055 Countershaft Washer, 5 pack
17-0181	—	.060 Countershaft Washer, 5 pack
17-0182	—	.065 Countershaft Washer, 5 pack
17-0183	—	.070 Countershaft Washer, 5 pack
17-0211	35876-36	.074 Countershaft Washer, 5 pack
17-0212	35877-36	.078 Countershaft Washer, 5 pack
17-0213	35878-36	.082 Countershaft Washer, 5 pack
17-0214	35879-36	.085 Countershaft Washer, 5 pack
17-0215	35882-36	.090 Countershaft Washer, 5 pack
17-0216	35883-36	.095 Countershaft Washer, 5 pack
17-0217	35884-36	.100 Countershaft Washer, 5 pack

17-0225	—	.0105 Countershaft Washer, 5 pack
17-0226	—	.110 Countershaft Washer, 5 pack
17-0170	35915-36	Gear Roller Washer Left .060
17-0206	—	As Above, .050
17-0207	—	As Above, .055
17-0209	—	As Above, .065
17-0210	—	As Above, .070
17-0169	35917-36	Washer
12-0924	35920-36	Lock Ring, 10 pack
12-0327	35961-52	Needle Bearing 1977-84
15-0171	36025-36	Cap Gasket, 10 pack
17-0127	36027-36	End Cap, Chrome
17-0171	36046-36	Standard Right Bushing 1937-76
17-0172	As above	.005 Oversize 1937-76
17-0173	36048-36	Standard Left Bushing 1937-76
17-0174	As Above	.005 Oversize 1937-76
17-0175	36045-76	Standard, Right Bushing 1976-79
17-0176	As Above	.005 Oversize 1976-79
17-0177	36048-76A	Standard, (R or L) Side Bushing 1976-84
17-0178	As Above	.005 (Right or Left) Bushing 1976-84
17-9892	36140-36	Idler Gear Reverse
17-9893	36150-31	Idler Gear Bushing
17-9894	36158-36	Idler Gear Shaft



## 4-Speed Countershafts.

VT No.	Sifton	Jims	Andrews	OEM	Years
17-0128	17-0325	17-0125	17-7650	35614-65	1936-75
17-0129	17-0326	17-0131	17-7651	35614-76	1976-79
17-0130	17-0327	17-0138	17-0137	35614-80	1980-85



**Transmission Countershaft End Cap Kit**  
is for clutch side with gasket and screws,  
Replaces 36027-36.  
VT No. 17-0127



**Transmission Needle Bearings** feature full compliment roller design.

VT No.	Torrington	OEM	Type
12-0461	12-0326	35690-54	Closed
12-0396	12-0327	35961-52	Open

36-0094	17-9160	35635-36	Speedometer Gear, 7 Teeth
36-0095	17-9161	35635-62	Speedometer Gear, 4 Teeth
36-0096	17-0094	35635-69	1969-80 Speedo Gear 7 Teeth



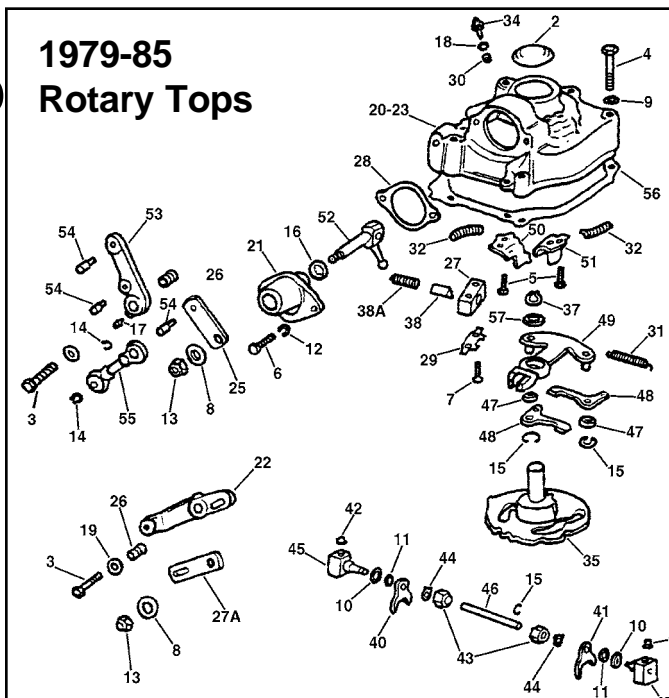


# 1979-85 Big Twin Rotary Transmission Top

4-Speed Rotary Top Shifter Linkage and Hardware for 1979-85 FX-FL-FXWG models.

VT No.	OEM	#	Item U/M
17-0120	650	2	Plug, 10 pack
17-9945	2818A	3	Bolt
9656-8	—	4	Screw Set, Chrome
9657-8	—	4	Screw Set, Zinc
8905-7	—	4	Screw Set Allen
12-0702	6750	10	Shim, .005, 10 pack
12-0703	6752	11	Shim, .015, 10 pack
12-0938	11016	14	Snap Ring, 10 pack
12-0939	11036	15	Pawl Retainer, 10 pack
14-0102	12010	16	Cover Oil Seat, 5 pack
37-8856	25715-47	17	Grease Fitting, 10 pack
15-0217	25811-11	18	Switch Washer, 10 pack
10-1269	32535-48	19	Lever Washer, 5 pack
17-9947	33167-79	20	Top Cover
17-9909	33174-79	21	Shaft Cover
17-2125	As Above	21	Chrome
17-9820	33177-79	22	Lever Complete FL-FXWG
17-9933*	As Above	22	Chrome Forged, Steel
17-9873	33185-79	25	Shifter Rod Assembly FX-FXE
17-9869	33187-79	26	Spacer Standard, 5 pack
17-9870	—	26	Spacer .005 Oversize, 5 pack
17-9998	—	26	Spacer .010 Oversize, 5 pack
17-9910	33188-79	27	Plunger Body
17-9872	33190-79	27A	Lever Arm FL-FXWG
15-0157	33196-79	28	Cover Gasket, 10 pack
17-0907	33197-79	29	Bolt Lock, 10 pack
17-0163	33198-79	30	SW Bushing, each
13-0124	33199-79	31	Pawl Spring, 10 pack
13-0125	33201-79	32	Carrier Spring, 10 pack
32-0043	33901-79	34	Neutral Switch
17-9948	34020-79B	35	Cam Assembly
14-0533	34036-80		Shifter Cam Seal, Oversize 1980-84, 10 pk
12-0917	34040-52	37	Retaining Ring, 10 pack
17-0076	34062-52	38	Cam Follower
13-0130	34068-52A	38A	Cam Follow Spring, 10 pack
17-0115	34158-36	40	Main Shifter Fork
17-0116	34159-36	41	Countershaft Shifter Fork
17-0118	34168-52	42	Finger Roller, 2 pack
12-0526	34179-33	43	Bushing Nut, 5 pack
17-0906	34180-33	44	Lock Washer, 10 pack
17-9896	34184-79	45	Shifter Finger
17-0136	34145-76	46	Fork Shaft
17-0058	34461-72	47	Shifter Pawl Spacer
17-0057	34476-72	48	Shifter Pawl
17-9949	34494-74C	49	Pawl Carrier
17-9906	34517-80	50	Rear Pawl Stop
17-9907	34518-80	51	Front Pawl Stop
17-9958	Set	50/51	Pawl Stop Set
17-9904	34652-80	52	Shifter Lever Shaft
17-9843	34655-79	53	Lever Complete FX-FXE
17-9937	As Above		Chrome Forged
17-9882	34658-79	54	Lever Pin, 5 pack
17-9874	34659-79	55	Rod Linkage FX
15-0162	34824-79	56	Cover Gasket
17-9911	35336-74	57	Thrust Washer, 5 pack

## 1979-85 Rotary Tops




**1979-85 4-Speed Trans Top** includes all parts completely assembled. Arm with grease fitting is chrome plated; all other parts have a natural finish.

VT No.	OEM	Fits
17-0010	33158-80	FLH
17-0011	33183-80	FXE



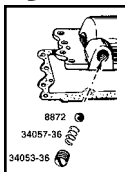
**Shifter Top Hardware Kit**  
fits Late 1979-85  
4-Speed Big Twin  
rotary top includes  
all parts except top  
casting, shaft cover  
and linkage.  
**VT No. 17-0950**

## Jockey Top



**Hand Shift Jockey Top** with alloy finish is for 1936-78 Big Twin. 4 Speed type. Available with or without neutral switch.

VT No.	Type
17-0753	Without switch
17-0754	With switch



**21-0216**

**17-0501,  
17-0500**

**Cam Plunger Kit** includes numbers 34053-36 cap screw, 34057-36 spring, and 8872 ball on 1936-79 hand shifter models.

VT No.	Item
17-9764	Kit
13-0129	Spring, 10 pack
12-0156	Ball, 50 pack

**Inner Shifter Arms** fit 3 and 4 speed hand shift transmission tops. VT No. 17-0500 has 5/16" — 24 threaded hole. 21-0216 adapter arm reverses shifting on 1936-50 tops.

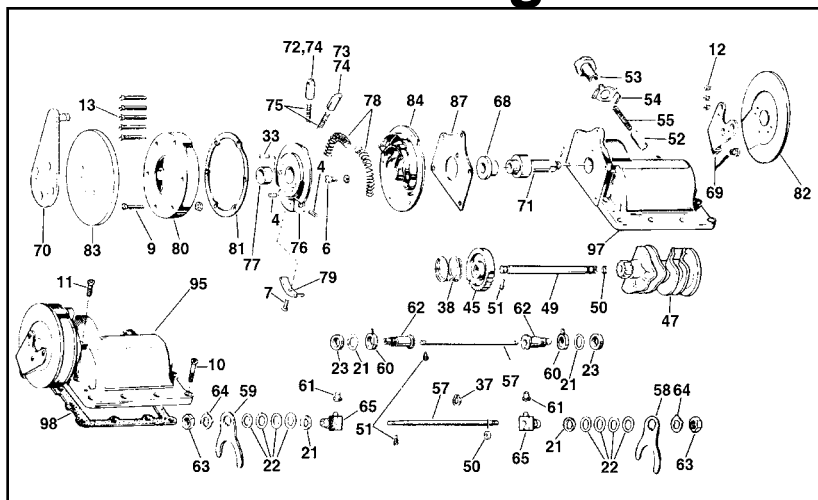
VT No.	OEM	Year	Finish
17-0504	34448-36	1937-50	Parkerized
17-0501	34448-36	1937-50	Zinc
17-0500	34448-51	1951-65	Zinc
21-0216	—	1936-50	Zinc



# 1952-79 Big Twin Ratchet Top




CLASSIC



## 1952-79 Big Twin Ratchet Top Parts.

VT No.	#	OEM	Item
12-1162	4	623	Roll Pin
17-0079	6	1369	Phil. Screw, 10 pack
17-0078	7	1608	Screw, 10 pack
17-0077	9	1764	Screw, 6 pack
8148-13	10	1765W	Cadmium Screw
	11	1766W	Set
21-1987	12	1767W	Stainless Steel Lever Screw, 12 pack
17-0074	13	1772W	Screw, 5 pack
12-1171	33	9106A	Pawl Carrier Pin
12-0702	21	6750	Shim .005"
12-0703	22	6752	Shim .015"
17-9751	23	6754	Shim 3/32"
10-1257	22		Shim .007
13-0126	38	33390-26	Gear Spring, 10 pack
17-9765	45	33960-36A	Gear
17-9766	47	34019-73	Shifter Cam, FL only
17-0208	47	44006-76	Shifter Cam, FX
17-0133	49	34030-36	Cam Shaft Hand Shifter
17-0134	49	34031-41	Cam Shaft Foot Shifter
14-0117	50	34036-36	Oil Seal
17-0132	51	34050-36	Lock Screw, each
17-0076	52	34062-52	Cam Follower
17-0075	53	34064-52	Cam Bolt
17-0916	54	34066-52	Lock Tab, 10 pack
13-0130	55	34068-52A	Spring
17-0135	57	34140-36	Fork Shaft 1936-76
17-0136	57	34145-76	Fork Shaft 1977-84
17-0115	58	34158-36	Main Shifter Fork
17-0116	59	34159-36	Countershaft Shifter Fork
17-0097	60	34165-36	Shifter Finger
17-0117	61	34168-39	Finger Roller Pair
17-0096	62	34175-36	Bushing Fork
12-0526	63	34179-33	Nut, Bushing, 5 pack
17-0906	64	34180-33	Lock Tab, 10 pack
17-0069	65	34182-76	Shifter Finger, Late 76-79
10-0725	68	34435-52	Shaft Bushing Footshifter models
10-0732	68	34430-36	Shaft Bushing Handshifter models only
21-0202	69	34447-52	Chrome Lever
21-0195	70	34447-74	FX Lever, Chrome
17-9767	71	34453-52	Shifter Shaft
17-0073	72	34477-53	Shifter Pawl, Left
Pair	73	34478-53	Shifter Pawl, Right
17-0068	74	34478-75	Shifter Pawl, Late 1975-Early 79
13-0133	75	34482-53	Pawl Spring, 10 pack
17-0071	76	34488-52B	Pawl Carrier
10-0726	77	34498-52	Pawl Bushing
13-0134	78	34500-52A	Carrier Spring, 10 pack
17-0070	79	34525-54	Pawl Retainer
17-0103	80	34551-52	Shifter Cover, Aluminum
17-0102	80	34551-52	Shifter Cover, Chrome
15-0159	81	34552-52	Cover Gasket
21-0200	82	34555-52	Chrome Cover
21-0201	83	34555-74	FX Chrome Cover
17-9895	84	34560-52	Adapter Plate
15-0160	87	34565-52	Plate Gasket
17-0050	95	34799-65	Shifter Top, Complete
17-0105	97	34803-59	Shifter Top, Bare
15-0161	98	34824-36	Top Gasket



17-0096

## Ratchet Top Assembly Unit

replaces 34799-65 features cast shifter drum, chrome arm and cover, and natural finish or chrome top casting. FLH type has a 1 down, 3 up shifter pattern, FX has a 1 up and 3 down pattern.

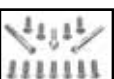
VT No.	Type	Item	Type
17-0050	Plain	Complete	FL
17-0281	Plain	Complete	1952-58
17-0045	Chrome	Complete	FL
17-0980	Chrome	Complete	FL
17-0852	Plain	Complete	FX
17-0875	Chrome	Complete	FX
17-0106	Plain	Top Casting Only	—
17-0232	Chrome	Top Casting Only	—

**Ratchet Top Shifter Cam Follower Kit** for 1952-78 Big Twin. Includes bolt, follower, spring and lock tab.  
VT No. 17-0750



**Gear Box Vent Screw** with chrome finish. Replaces 34720-56 in 1936-84 4-speed transmissions. Sold each.

VT No.	Finish
37-8890	Chrome
17-0432	Zinc



## Transmission Top Cover Screw Kit.


Stock fasteners and special vent screw fits Big Twin 4-Speed models.

Chrome	Cadmium	Parkerized	Year	Type
8147-13	8148-13	—	1936-78	Stock Slot
	8148-13T*	Note: Zinc	1936-78	Stock Slot
8750-14		—	1936-64	Allen
9612-13	9613-13	9620-13	1936-55	Stock Oval
2103-13	2104-13	—	1950-53	Phillips Oval
8748-12	8749-12	—	1965-79	Allen




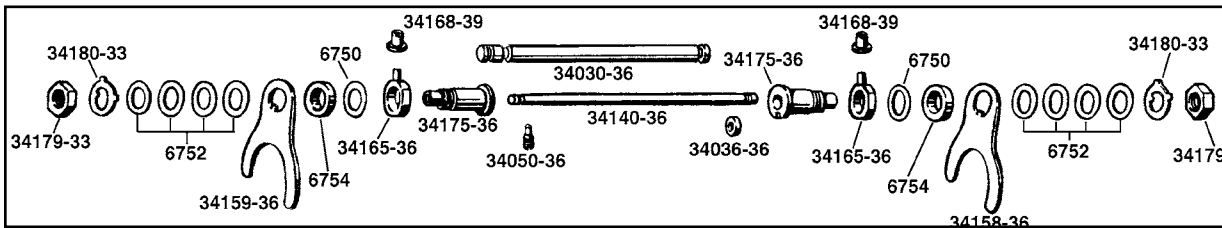
**Chrome Dust Shield and Shifter Lever Set** complete with mounting hardware.

VT No.	Fits	Type
21-0210	1952-E78 FL, Covers Ratchet Drum	Full
21-0208	1952-E79 FL	Stock
21-0214	1974-E79 FX	Stock
21-0209	1974-E79 FX, Covers Ratchet Drum	Stock



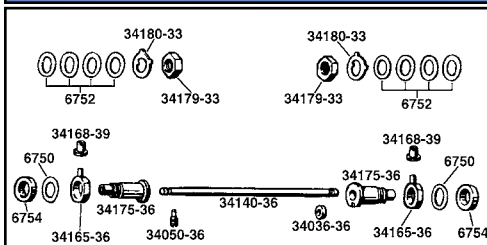


# Shifter Fork



**Shifter Clutches** for 1936-85 4-speed Big Twin.

Sifton	VT No.	Andrews	Fits
17-0250	17-0112	17-8233	Countershaft, Large 1-2
17-0251	17-0113	17-8234	Mainshaft, Small 3-4
—	17-0114		Set of Clutches includes one each number



**Shifter Fork Shaft Kits** include shaft, lock screw, finger, rollers, seal, bushing, nuts, locks, shims and spacer for years listed. Order forks separately.

VT No.	Years
17-9154	1936-75
17-9155	1976-78
17-9156	1979-84

## Shifter Fork Group Big Twin Transmission 1936-78 3 and 4 Speed.

VT No.	OEM	Item	Note
17-0133	34030-36	Shifter Cam Shaft	Hand Shifter
17-0134	34031-41	Shifter Cam Shaft	Foot Shifter
14-0117	34036-36	Oil Seal	1936-79
14-0533	34036-80	Oil Seal	1980-85
17-0132	34050-36	Lockscrew	Each
17-0135	34140-36	Shifter Fork Shaft	1936-76
17-0136	34145-76	Fork Shaft	1977-84
12-0939	11036	Snap Ring, Shaft	1977-84
17-0115	34158-36	Shifter Fork	Main
17-0116	34159-36	Shifter Fork	Countershaft
17-9750	—	Fork Set	Andrews
17-0097	34165-36	Shifter Finger	1936-Early 76
17-0069	34182-76	Shifter Finger	Late 1976-E79
17-0117	34168-39	Finger Roller, pair	1939-78
17-0118	34168-52	Finger Roller, pair	1979-84
17-0096	34175-36	Finger Bushing	1936-84
12-0526	34179-33	Bushing Nut (5 pack)	1936-84
12-0702	6750	Fork Shim .005"	10 pack
10-1257	—	Fork Shim .007"	10 pack
12-0703	6752	Fork Shim .015"	10 pack
17-9751	6754	Fork Shim 3/32"	10 pack
10-0732	34430-36	Shaft Bushing	Hand Shifter
10-0725	34435-52	Shaft Bushing	Foot Shifter



**Shifter Fork Nut Kit** includes two nuts, two locks, fits 1936-84 3 and 4-speed Big Twin and 1936-73 45's.  
**VT No. 17-2121**



**Steel Big Twin Shifter Forks** for 1936-85 4-speed.

VT No.	OEM	Fits	Brand
17-0115	34158-36	Mainshaft	V-Twin
17-0116	34159-36	Countershaft	V-Twin
17-0122	Pair	Set	Sifton
17-9750	34158-36	Set	Andrews
	34159-36		

# Lock Tabs




**74 and 80 Transmission Hardware Kit** includes all locks, springs, keys, retaining rings and clips for all 4 speed, all the hard to get small parts.

VT No.	Fits	Type
17-2120	1936-79	Ratchet Top
17-2122	1979-84	Rotary Top



**Transmission Lock Kit** contains lock tabs and snap rings needed when rebuilding 74 and 80 4-speed transmission.

**VT No. 17-0926**




**Lock Tab 70 Piece Assortment** for all Big Twin and XL's contains a greater quantity of more popular type and is carded for display and removal.

**VT No. 17-0940**






# 4 Speed Transmission Gasket and Seal Kit



**Jims Hardware and Rebuild Kit** includes bushings, locks, keys and snap rings for completing a 4 speed transmission rebuild. James gasket set included.

VT No.	Years
17-6008	1936-76
17-6009	1976-Early 77
17-6010	Late 1977-79
17-6020	1980-85



**Transmission Gasket Sets.** Complete gasket and oil seal kit listed below for individual application for 4 speed models.

James	GB No.	OEM	Year
15-0836	15-0608	33031-36	1936-64
15-0836	15-0609	33031-65	1965-69
15-0836	15-0610	33031-70	1970-79
15-0836	15-0612	33031-80	1980-85

**Deluxe 4-Speed Transmission Gasket Kits** include all seals, corks, locks and gaskets as the factory number, the kit replaces.

VT No.	Years
15-0614	1936-79
15-0783	1936-79
15-0620	1980-84



**Big Twin 4-Speed Transmission Main Seal Kit** fits 1936-84. It includes seals for clutch hub, main drive gear, main shaft, cork and sprocket lock tab.

Sifton	James	Year
14-0684	15-1164	1936-79
—	15-1238	1980-81
—	15-1165	1982-84



**4-Speed Mainshaft Spacer and Seal Kit** includes coated seal, correct spacer, nut and locktab.

VT No.	Years
17-0823	1937-76
17-0766	1937-76
17-0767	1977-78
17-0769	1979
17-0768	1981-82
17-0770	1983-85




**Mainshaft Seals** fits 1936-85, 74 and 80 4-speed models.

James	VT No.	OEM	Years/Type
—	7805-2*	35230-39	1939-80 Kit, Complete
14-0637	14-0122	35230-39	1939-80 Double Lip
—	14-0187	35230-39	1939-80 Double Lip Coated
14-0645	14-0129	37741-67	1979-81 Rubber
14-0646	14-0130	37741-82	1981-85 Rubber
—	14-0576	—	1981-85 Metal
—	12-0207	35175-38	1938-77 Key
14-0638	14-0123	35231-36	1936-76 Cork

\*Note: Kit includes key and cork.



# 4-Speed Kick Starter Kit



**Heavy Duty Kick Start Kit** features a chrome smooth thick wall kick cover and heavy duty kick starter arm. Fits all 4-Speed Big Twin 1936-84. Requires use of wafer type release bearing kit.

VT No.	Item	Year
<b>22-1020</b>	Kick Starter Kit	1936-84
<b>22-0834</b>	Kick Starter Kit	1941-84
<b>18-3203</b>	Release Kit	1936-64
<b>18-3204</b>	Release Kit	1965-69
<b>18-3607</b>	Release Kit	1970-84



**V-Twin Complete Kick Starter Kit** fits 1936-84 models. Kit includes a reinforced kick cover, chrome arm and all gears and hardware to make conversion complete. Kit available with a polished or chrome plated kick starter cover.

VT No.	Type
<b>22-0301</b>	Chrome
<b>22-0302</b>	Polished

\*Note: When Installing any type of our 74-80 kick starter kits on 1980-85 4-Speed, our VT No. 17-0101 late bearing retainer, which incorporates a kick starter stop built in is required.

**Kick Starter Kit** fits 1936-84 4 Speed Big Twin. Kit includes cast cover, black arm and parkerized nut set as shown and comes partially assembled with finger shaft and clutch release finger. Kit also includes gasket and chrome hex nuts.

VT No.	Year	Type
<b>22-1042</b>	1941-64	Chrome
<b>22-1124</b>	1941-64	Replica
<b>22-1047</b>	1936-84	Replica
<b>22-0212</b>	1941-64	Replica
<b>22-1157</b>	1941-52	Replica
<b>17-0458</b>	1954-63	Replica

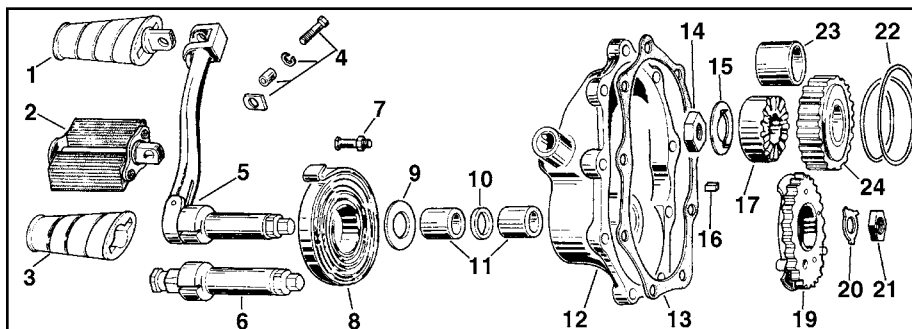
**Our Original Kick Starter Kit Developed in 1979!**







# Kick Starter Parts for 4-Speed Big Twin

CLASSIC



74" and 80" Kick Starter Parts listed below will fit 1936-84 3 and 4 Speed models.

VT No.	#	OEM	Item
17-0301	1	33175-16B	Kick Starter Pedal
17-0300	2	33175-16	Bicycle Pedal
28-0213	3	33182-63A	Kick Starter Rubber
17-0306	4	33213-31	Pin Kit
17-0095	5	33068-54	Early Kick Starter Arm
17-0312	6	33096-54A	Kick Starter Shaft
8120-3	7	33090-36	Spring Stud
8120-3T	7	33090-36	Spring Stud
13-0123	8	33085-36	Kick Starter Spring
17-0413	9	33080-36	Thrust Washer
14-0115	10	33076-37	Kick Starter Seal
10-0720	11	33288-37	Bushing Kit
43-0100	12	33277-36A	Kick Starter Cover
15-0158	13	33295-36	Kick Starter Gasket
12-0500	14	7977	Mainshaft Nut
17-0903	15	33396-39	Mainshaft Lock
12-0206	16	33393-50	Key
17-0403	17	33381-39	Kick Starter Clutch Gear 1939-74
17-0416	17	33560-75	Kick Starter Clutch Gear 1975-85
17-0400	19	33350-36	Crank Gear
17-0334	19	33350-36	Crank Gear, Sifton
17-0902	20	33082-16	Kick Starter Shaft Lock
12-0527	21	7911	Kick Starter Shaft Nut
13-0128	22	33391-36	Ratchet Spring
10-0721	23	33438-50	Gear Bushing
10-2486	23	As Above	.005 Oversize
17-0401	24	33430-50	Starter Gear, 16 Tooth
17-0402	24	33430-59	Starter Gear, 14 Tooth



**Bumper Plate, Kick Starter for Big Twin.**

VT No.	OEM	Fits
17-0407	33353-36	All 1941-75
17-0408	33353-78	1978-up 4 Speed





**Kick Starter Bumper Plate Screws** replace 1864B. Used on all 1936-85 Big Twins.

VT No. 17-0411



**Oil Deflector Mainshaft Starter Gear** replaces 33429-39, fits all 1941-79 Big Twins. 33429-80 fits 1980-84 Big Twins.

VT No.	OEM	Fits	Item
17-0409	33429-39	1941-79 Big Twin	Deflector
17-0410	33429-80	1980-up Big Twin	Deflector
37-9134	2333W	1941-79	Screw
37-9173	3789A	1980-84	Screw



**Replica Kicker Kit.**

17-0990	Kicker Kit
17-0100	Small Parts



**Big Twin Small Parts Only Kick Starter Kit** contains parts as pictured, 16 tooth ratchet gear set, 24T crank gear, kick starter shaft, ratchet spring, lock tabs, nuts and key.

VT No. 17-0412



**Sifton Kick Starter Gear and Shaft Assembly** includes large gear, corresponding shaft, nut, lock tab and thrust-washer.

VT No. 17-0335



**Complete Kick Starter Ratchet Gear Kit** contains ratchet gear, clutch gear, spring and key way. It is available with 16 or 14 tooth starter gear. Used on all 1936-85 4 Speed Big Twin.

VT No.	Type	Year
17-0404	16 Tooth Kit	1936-69
17-0405	14 Tooth Kit	1936-69
17-0671	14 Tooth Kit	1970-85



**Big Twin Kick Starter Shaft** replaces 33096-54A. Fits 1936-84 Big Twin.

VT No.	Type
17-0312	V-Twin™
17-0317	Jims
17-0324	Sifton



**Longer Kick Start Shaft** fits 1937-84 Big Twin 4-speed, eliminates the use of fold out kick starter arm. The stroker

I-Beam or other offset arms may be fitted.

VT No. Brand

17-9145 Jims


17-0591 Sifton

**Kick Start Shaft** with gear. Fits 1941-1964 FL.

VT No. 17-0829



# 4-Speed Transmission



## 4-Speed Kick Starter Cover Stud Set.


VT No.	OEM	Piece	Years	Type
12-2108	33298-36	9	1936-64	VT
17-1489	Zinc	9	1936-64	VT
12-2109	33298-36	7	1965-85	VT
	24823-80	2		
9637-13	33298-36	9	1936-84	Colony
	24818-52	4	Parkerized	

## Transmission Side Cover and Clutch Arm Nut Kit fits all 1936-84 Big Twins.

VT No.	Type	Finish
7112-19	Acorn Style	Chrome
8442-19	Cap Style	Chrome
8113-20	Hex Stock	Cadmium
8112-20	Hex Stock	Chrome
8112-20T	Hex Stock	Chrome
9671-20	Hex Stock	Parkerized
9671-20T	Hex Stock	Parkerized
8751-19	Extra Deep Thread for Long Studs on late models Acorn style	
8752-19	Same As Above, Cap Style	



# 4-Speed Trans Plugs



4-Speed Mini Dipstick for 1936-84.  
VT No. 17-0861

## Transmission Fill Plugs.

A. Fill Plug will fit all 1940-84 Big Twins.

VT No.	Finish
7351-2	Chrome

B. Cap Style Plug fits 1940-84.

8801-2	Chrome
--------	--------

E.-F. Stock Plug is available in standard or oversize self tapping. Fits 1936-up Big Twin.

VT No.	Finish	Type
8118-1	Chrome	Standard (E)
7616-1	Cadmium	Standard (E)
9700-1	Parkerized	Standard (E)
8406-1	Chrome	Oversized (F)
8407-1	Cadmium	Oversized (F)

G. Chrome Fill Plug is designed to restore "pulled" threads in the transmission side over. It fits all 1940-84 Big Twin.

7156-2	Chrome
--------	--------

H. Replica Transmission Filler Plug is available in chrome plated steel or brushed aluminum. It fits 1958-80 Big Twins.

VT No.	Finish	Brand
9400-1	Chrome	Colony
9401-1	Aluminum	Colony
37-9081	Chrome	V-Twin
37-9080	Alloy	V-Twin

# Drain Plugs



## Transmission Drain Plugs.

A. Chrome dome head plug with an oversize thread and one tap for rethreading the stripped out drain hole. Fits 1965-up Overhead Valve Big Twin and 1967-up Sportster.

VT No.	Type
7502-2	Plug and Tap
7503-1	Plug Only

B. Stock style of drain plug and brass gasket used on Sportster transmission and motor case also oil tank with 1/2"-13 thread.

VT No.	Finish
8494-1	Chrome
8495-1	Cadmium
15-0194	Brass Gasket
552	



37-0095



37-8934

Magnetic Drain Plugs prevent metal particles from circulating through engine, transmission cases and oil tank.

VT No.	OEM	Size	Use
37-0096	707	1/2 - 13	74 Transmission
37-0097	700	3/8 - 24	Big Twin Case Plug 74 and 80
37-0095	60348-65A	1/2 - 20	74 and 80 Inner Primary
37-0098	720	5/8 - 18	Oil Tank and Time Hole
37-8934	734-739	1/8 - 27	NPT 1987-89 Big Twin Primary Transmission, FXST-FXR
37-0099	739A	1/8 - 27	NPT 1990-up Big Twin Transmission
37-9242		1/8 - 27	NPT 1990-up Big Twin Transmission with Hex
37-8961	718	1/4 - 18	NPT Chain Cover
37-9217	722	3/8 - 18	FXR Drain





# 4-Speed Kick Starter Cover



**Replica Cast Kick Starter Covers** for 1936-84 Big Twin 4-speed.

VT No.	OEM	Years
43-0148	33277-36	1951-67
43-0153	33277-36	1937-50
43-0982	33277-36A	1937-50

17-0882 Clutch Release Lever Bushing, 1936-52 EL, 1941-84 FL  
17-0354 Cadmium Bushing



**Chrome Smooth Kick Starter Cover** for 1936-85 4-speed Big Twins. The cover is heavy die-cast with machined flat surface. It accepts allen screws for mounting and includes short finger shaft and finger. Use with release bearing kits listed.

VT No.	Item
43-0107	Chrome Cover
8820-9	Allen Screws
17-9923	Finger Shaft, Short
17-1499	Finger Only
18-3203	Release Kit for 1936-64
18-3204	Release Kit for 1965-69
18-3607	Release Kit for 1970-84



**Kick Starter Covers** for 1936-84 Big Twin 4-speeds include bushings installed.

VT No.	OEM	Type	Years
43-0100	33277-36A	Polished	1968-84
43-0101	33277-36A	Chrome	1968-84
43-0164	33276-70	Chrome	Electric Start Only



**Finned Kick Starter Cover** with cast finish fits 1936-84 kick starter Big Twins. Bushings and seal installed.

VT No.	Brand
43-0161	V-Twin
43-0274	Sifton



**Chrome Cover** dresses up clutch arm on 1936-84 Big Twins. Acorn nut included.  
VT No. 42-0527



**Big Twin 4 Speed Transmission Side Cover Gasket** replaces 33295-36.

VT No.	Type
15-0158	GB
15-0769	GB, pair
15-1035	James
15-0595	James, Silicone
15-1523	GB, Silicone



**Kick Starter Bushing** fits 1941-84 Big Twin 4-Speed.

VT No.	OEM	Item
10-0720	33288-37	Kit
10-2107	Sifton	Standard
10-2108	As Above	.005"
14-0115	33076-37	Seal, 5 pack
16-1732	—	Installation Tool
2762-3	Kit	Bushing Kit
2764-2		Tool



## Kicker Springs



**Kick Starter Return Spring** for all 1936-85 Big Twins.

VT No.	OEM	Finish
13-0123	33085-36	Chrome
13-9249	33085-36	Black
13-0945	33085-36	Parkerized
42-0217	33150-59	Chrome Cover



**Kicker Spring Studs** fits 1936-84 Big Twin kick starter.

VT No.	OEM	Finish
8119-1	33090-36	Chrome
8119-1T	33090-36	Chrome
8120-1	33090-36	Cadmium
9717-1	33090-36	Parkerized
9717-1T	33090-36	Parkerized
8120-3	33152-59	With screw for attaching cover
8120-3T	As Above	
17-0601		Zinc Kick Starter Bolt Kit
17-0602		Chrome Kick Starter Bolt Kit



# Kick Starter Arm



**Complete Kick Starter Arm And Pedal Assembly Kit** includes heavy forged offset kick arm VT No. 17-0308, kick starter pedal 17-0301 and necessary hardware for easy installation.


VT No.	Item
17-0309	Kit Complete
17-0308	Kick Starter Arm
17-0301	Kick Starter Pedal
17-0982	Arm Kit, SS



**Stroker Kick Starter Arm Kit** includes I-Beam, 1" longer chrome kick starter arm with chrome rail type buffalo kick pedal and hardware.  
**VT No. 17-9921**



**Chrome Stroker Kick Starter Arm** features forged I-Beam profile for unbreakable service. Fits 1954-85 Big Twin.  
**VT No. 17-0160**



17-0322

**Kick Starter Arms** are constructed of forged steel for durability for 1954-84 FX-FL.

VT No.	OEM	Finish	Type
17-0308	33052-71	Chrome	Heavy
17-0310	As above	Stainless	Heavy
17-0018	As Above	Chrome	Standard
17-0322	33052-71	Black	Polished
17-0344	Natural	Replica	Black
17-0601	Bolts	Chrome	Kit
17-0602	Bolts	Chrome	Kit



17-0344




## Bicycle Style Kicker Pedals

**Replica Bicycle Style Kick Start Pedal** features black rubber blocks.

VT No.	Finish
17-0316	Parkerized Shaft Tube, Cadmium Side Plates
17-0320	Zinc
17-0321	Parkerized
17-0848	Nickel Plated
17-0341	Parkerized
17-0955	Military, Parkerized
17-0962	Military, Chrome

**Additional Parts Sold Separately**  
 17-0831 Inner Plate, Raw  
 17-0832 Inner Tube Raw  
 17-0874 Inner Plate, Cadmium  
 17-0866 Inner Plate, Parkerized  
 17-0330 Rod and Rubber Kit, 4 pc  
 17-0319 Center Axle  
 17-0626 End Cap Raw  
 17-0863 End Cap Cadmium  
 17-0832 Axle Tube Raw  
 17-0505 Rebuild Kit  
 17-0431 Pedal Stud Set  
 17-0855 Parkerized Kit; cad outer cover, parkerized pedal axle, pedal bolt kit & related hardware.




**Chrome Fold-Out Kick Starter Arms** replace 33057-77, 1977-84 FX-XL models. The 17-9934 features flat kick starter pedal that spins.

VT No.	Type
17-0307	Stock
17-9934	Flat Pedal Style



**FL Kicker Arm** straight style for 1954-69 FL, FX 1971-72, to fit with stock 2:1 exhaust only; fits closer to chassis and replaces 33068-54.

VT No.	Item
17-0095	Chrome
17-0323	Black
17-0384	Black Kit
Mounting Kits	
2894-7	Parkerized
2894-7T	Parkerized
2895-7	Cadmium
2895-7T	Zinc
2896-7	Chrome



17-0048



17-0047



17-0350



17-0351

**Replica One Piece FL Kick Starter Arm** is forged steel for replacements on 1936-53 Big Twins.

VT No.	OEM	Years	Finish
17-0048	33063-36A	1941-53	Chrome
17-0047	33063-36A	1941-53	Black
17-0350	33063-36	1936-40	Black
17-0351	33063-36	1936-40	Chrome
17-0290	Kit	1936-40	Black



17-0300



17-0044



17-0043



17-0041

**Chrome Original Bicycle Style Rubber Kick Starter Pedal and Axle Assembly** are available in colors. Replace 33175-16A. Includes bushing, bolt and spring clip. The pedal is chrome plated. *We've Colorized The Classics!*


Complete Pedal	Rubber Only	Color
17-0300	28-0207	Black
17-0044		Blue
17-0043	28-0209	Red
17-0041	28-0208	White





**Kick Starter Rubber Pedal Assembly** includes mount bolt pin kit with bushing for one piece kick starter arms 1936-76 models.

VT No.	Item	Color/Style
17-0315	Complete Pedal	Black/H-D
17-0261	Complete Pedal	V
17-0283	Complete Pedal	45"
17-0301	Complete Pedal	Black
17-0311	Complete Pedal	White
17-2123	Shaft Only	
28-0213	Rubber	Black
28-0214	Rubber	White
28-0341	Rubber	Black, 45"
28-0458	Rubber	Black, FLH Logo
28-0482	Rubber	Black Skull Design
28-0249	Rubber	Skull
17-0971	Pedal	
17-0283	Pedal Kit	Black, 45"
17-0624	Sifton Cast	Black



**Army Kicker Pedals** are all steel construction, bicycle style round pedals.

VT No.	Type
17-0955	Parkerized
17-0962	Chrome




**Skeleton Kick Starter Pedal Assembly.**

VT No.	Style
17-0302	Chrome Skeleton
17-0303	Brass Skeleton


17-0378 Pedal Shaft for 17-0302

**Pedal Pin Bolt Kit** fits 1931 and later kick starter Twins. Each kit contains one of the following: 4336 pedal pin bolt, 33213-31 pedal pin bushing, 33215-30 spring washer and 7045 lock washer.

VT No.	OEM	Item
17-0306	Complete	Kit
37-9060	Chrome	Kit
37-9061	Chrome	Allen Kit, each
17-0771	Replica	Kit, each
37-0964	Chrome	Kit, each
10-2494	33213-30	Bushing, 10 pack
13-9184	33215-30	Spring Washer, 10 pack
2769-4T	Kit	Kick Starter Pedal Mt Kit, Parkerized
2770-4	Kit	Kick Starter Pedal Mt Kit, Parkerized



## Kick Starter Pedal



**Deco Plastic Replica Kick Starter Pedal** in cadmium or chrome with plastic pedal.

VT No.	Finish/Color
17-0331	Cadmium/Black
17-0333	Chrome/Black
17-0332	Chrome/Yellow
17-0395	Alloy/Beck Style
17-0964	Black Pad Only
17-0877	Bicycle Cast
17-0969	Shaft Only, parkerized
17-0972	Shaft Only, chrome
17-0355	Bronze
17-0359	Polished Alloy



**Red Baron Billet Kick Starter Pedal** includes chrome axle shaft.  
VT No. 17-0651




**Chrome Flat Kick Starter Pedals.**  
VT No. Type  
17-0299 O-Ring  
17-9150 Rail



**Maltese Kick Starter Pedal Assembly** is constructed of billet alloy with chrome axle shaft.  
VT No. 17-0765



**Kick Starter Pedal.**  
VT No. Style  
17-0386 Knuckle Alloy Assembly



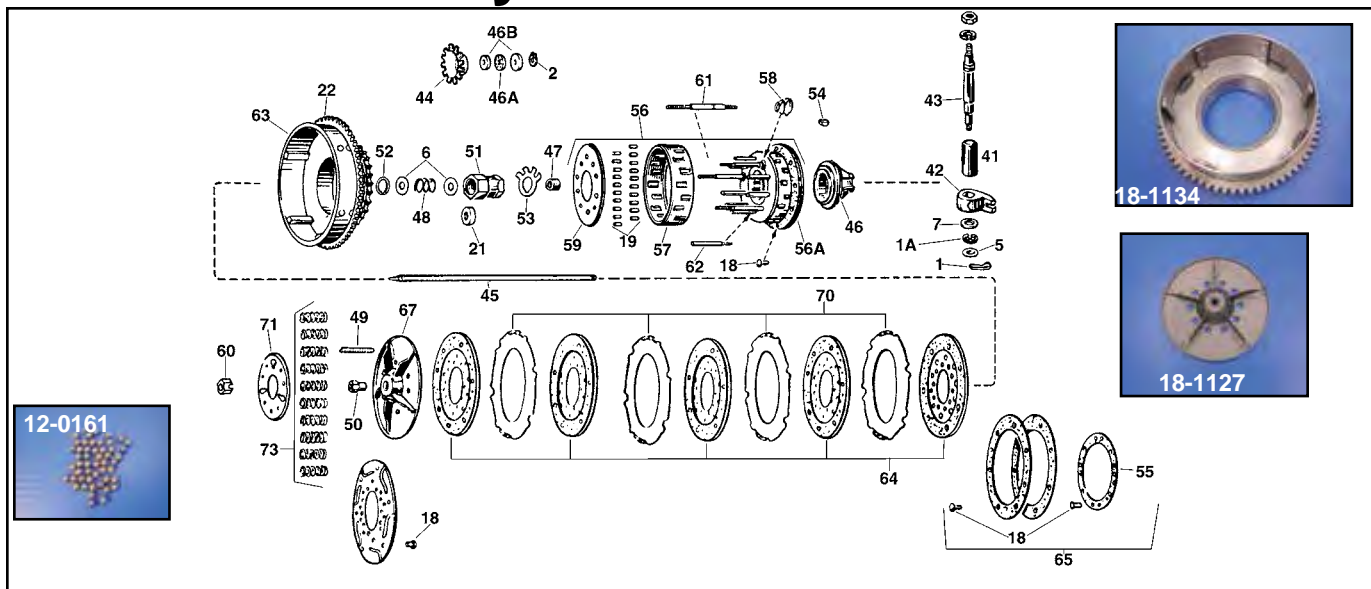
**Spool Kick Starter Pedal.** Order bolt kit separately except where noted.

Black	Chrome	Item
17-0979	—	Spool w/bolt kit
17-0046	17-2124	Spool
17-0459	17-0461	Holes
17-0961	—	Parkerized Bolt Kit
2894-7	—	Parkerized Mounting Kit
2895-7	—	Cadmium Mounting Kit
—	2896-7	Chrome Mounting Kit
21-0521	—	Parkerized Shifter Peg
17-0957	—	Hex Kick
17-0343	—	Brass Swiss Cheese
17-0837	—	Brass Swiss Cheese w/bolt kit
17-0623	—	Spool
17-0877	—	Pedal Pad





# 1941-Early 84 FL-FX Clutch Part




VT No.	#	OEM	Item
37-8786	1	528	Cotter Pin, 3/32 x 5/8
12-0900	1A	11000	Retaining Ring
12-0923	2	11096	Retaining Ring
12-1158	5	6320	Washer, 5/16 x 1 1/16 x 1/16
37-0533	6	6402	Washer, 25/64 x 59/64 x 1/32 (2)
12-9918	7	6443HW	Washer, 13/32 x 1 1/16 x 1/16
37-8807	18	8226	Rivet, 3/16 x 7/32 (brass) (8)
12-0161	19	8856A	Clutch Hub Bearing Ball
12-0344	19	9540A	Clutch Hub Bearing Standard Roller
14-0103	21	12014	Mainshaft Nut Oil Seal
18-1135	22	33163-65B	Ring Gear
17-0229	41	33291-36	Upper Shaft Bushing
17-1509	42	37070-39	Release Finger
17-1499	42	37070-39B	Release Finger
17-0124	43	37074-38	Release Lever (Shaft with pin)
17-9827	43	37074-38A	Release Lever (Shaft with snap)
18-3624	44	37228-75	Oil Slinger
18-3117	45	37285-41	Clutch Pushrod
18-3118		37285-65	Clutch Pushrod
18-3119		37285-70	Clutch Pushrod
18-3120		37285-75	Clutch Pushrod
18-3121	46	37310-39	Pushrod Bearing Standard grade
18-8229		37310-39	Pushrod Bearing OEM grade
12-0342	46A	37312-75	Pushrod Bearing
12-0370	46B	37313-80	Thrust Washer
14-0124	47	37337-36	Pushrod Cork Oil Seal
—	48	37348-41	Pushrod Oil Seal Spring
18-3202	49	37357-41	Pushrod Adjusting Screw
18-3201		37357-41A	As Above with Ball End
12-0514	50	37361-41	Adjusting Screw Nut
—	51	37496-41	Mainshaft Nut, Clutch Side
12-0508	51	37496-65	Mainshaft Nut, Clutch Side
17-0121	51	Kit	Nut-Seal-Lock
—	52	37498-41A	Oil Seal Retaining Ring


VT No.	#	OEM	Item
17-0904	53	37503-41	Clutch Nut Lockwasher
12-0208	54	37523-15	Clutch Hub Key
18-1125	55	37549-41	Hub Friction Disc Lining with Rivets
18-3124	—	—	As Above Nyla-Tron with Rivets
18-3153	56	37550-41A	Clutch Hub Assembly including
—	—	—	71 and 60 3-Stud
18-3154	—	—	As Above 5-Stud
18-3151	56A	37550-41B	Clutch Hub Bare 3-Stud
18-3150	—	—	As Above 5-Stud
18-3612	19	37566-41A	Clutch Hub Roller Retainer
—	57	—	
13-0138	58	37574-44	Hub Bearing Plate Spring
18-3613	59	37576-41	Hub Bearing Plate
12-0509	60	37581-47	Hub Stud Nut, Black
12-0580	60	37581-47	Hub Stud Nut, Chrome
18-3114	61	37583-41	Drive Hub Stud
18-3115	62	37585-41	Clutch Hub Pin
18-0152	63	37702-65	Clutch Shell with Starter Gear 1965-69
18-1134	63	37702-70A	Clutch Shell with Starter Gear 1970-84
18-1149	63	37707-82	Clutch Shell, 1982-85
—	—	—	with Rear Belt Drive
18-3159	63	37703-41B	Clutch Shell, Kick Starter only 1941-84
18-1124	64	37850-41	Set of Lined Clutch Discs 1941-67
18-1121	64	37930-68	Set of Lined Clutch Discs 1968-84
18-1127	67	37871-41	Releasing Disc
18-1143	67	—	As Above, Chrome
18-1126	70	37975-41	Drive Disc, Steel with rattler (each)
18-1129	70	37975-81	Drive Disc Steel, Smooth (each)
18-3652	70	37975-81	As Above Barnett (each)
18-3111	71	38010-41	Pressure Plate, 3 hole
18-3235	71	—	As Above, Chrome
18-3112	71	—	As Above, Black, 5-Hole
18-3236	71	—	As Above, Chrome
18-3113	71	—	As Above, Black, 10-Hole
13-0139	73	38075-41	Set of Clutch Springs 1941-67
13-0136	73	38075-68	Set of Clutch Springs 1968-84

**Steel Plates. Note** 18-8301 has smaller lug c

VT No.	Style	Year	Brand
18-1129	Smooth	1941-84	York
18-8288	Smooth	1941-84	Alto
18-8301	Smooth	1941-84	York
18-1126	Rattler	1941-67	Replica
18-8287	Rattler	1941-67	Alto







**Clutch Pack Kit** for 1941-84 Big Twin fits 4-speed models. Kit includes kick or electric clutch drum, 3 or 5 stud complete clutch hub, 4 steel and 5 fiber plates, clutch springs, outer clutch, releasing disc and clutch hub nut with lock tab, key and seal.

VT No.	Item	Years	Hub
18-0099*	Kick only	1941-67	3
18-0101	Kick only	1941-84	5
18-0170	Kick and Electric	1965-69	5
18-0100	Kick and Electric with Rear Chain Drive	1970-84	

**\*Note:** Features 3½" plate early clutch and steel plate with rattlers.



**Power Clutch** converts old style clutch packs to smooth modern diaphragm spring function. It is available for early chain and belt drive with wet or dry clutch. Kit includes clutch hub with bearing, clutch discs (friction and steel), diaphragm spring, spring retainer, pressure plate and four shoulder bolts. It utilizes existing clutch basket.

VT No.	Year	Brand
20-0516	1936-84	Rivera
18-0542	1936-84	Plate Set



**Clutch Drums** fit 1941-84 kickstarter models.  
**Raw Chrome**  
18-3159 18-0526



**Barnett Scorpion Clutch Kit** features over twice as much friction surface area compared to stock clutch. All Scorpion clutches provide a positive engagement and release. Scorpion clutches incorporate 6 heavy duty coil springs. In addition, an extra spring set with a different

spring rate is included which allows the clutch to be tuned for street or race application depending on usage. Tunability is easy without removal of the primary cover. Barnett Friction Plates are compatible with any primary oil. Kit is designed to be used with stock type clutch basket. Fits 1936-Early84.

VT No.	Item
18-3822	Kit
16-0555	Puller Tool



## Clutch Pack



**York Clutch Assembly** fits 1941-84 Big Twin with belt or chain drive in wet or dry clutch systems and offers multiple plate increase in friction. Kits include clutch hub, bearing, wet or dry clutch discs, diaphragm, spring, retainer pressure plate and bolts.

VT No.	Item
20-0260	Clutch Pack Assembly with standard duty spring
18-0517	As Above with heavy spring
16-0310	Puller Tool
16-0556	Lock Plate Tool
18-0785	Plate Set (15 piece)
18-3234	Replacement Clutch Spring
20-0876	Pressure Plate
20-0871	Outer Plate



**Sifton Diaphragm Clutch Spring Pressure Plate** for 1941-84 Big Twins. Includes 5-stud clutch, diaphragm spring, pressure plate, rollers, adjustment screw and stud nuts. Use on all Big Twins 1941-64 with open primary and 1965-84 Big Twins with open or closed primary. It updates old style coil spring clutch to new style diaphragm clutch for positive clutch engagement.

**VT No. 18-0540**



**BDL Competitor Clutch Kit** features 9 springs and shoulder bolts for simple adjustment, large 40mm double row hub bearing, polished pressure plate and Kevlar clutch.

VT No.	Fits
20-0627	1936-84 Big Twin with Belt or Primary Chain
18-0547	Replacement Friction/Steel Sets for Above
20-0627	





# Clutch Hub



**Big Twin Stud Clutch Hub** fits 1941-Early 84 and features 53 long rollers, outer spring plate and nuts.

VT No.	Stud
18-1216	5
18-1218	3



**Clutch Hub Nut and Seal Kit** for use on all 1941-84 Big Twins. Includes nut, seal, and lock tabs. Packaged.

VT No.	OEM	Item
17-0121	Kit	Complete
14-0103	12014	Seal, 5 pack
12-0508	37496-65	Nut, each
17-0904	37503-41	Lock, 10 pack
12-0208	37523-15	Key, 10 pack
17-0881	Kit	Replica
2548-8	Nut	



**The Big Fixx for 74 and 80 Clutch** contains 52 roller bearings which take the place of the offset roller bearings and bearing retainer, resulting in a smoother more positive, wobble-free clutch operation.

VT No. 20-0229



**Sifton Retainer Kit** includes a clutch drum retainer designed to smooth clutch operation of all 1941-84. The retainer cures the problem of the uncontrollable "Grabby Clutch" found in the clutch system.




VT No.	Item
18-3116	Retainer Kit
12-1195	Snap rings

18-3116  
Installed



**Spring Collar Assembly** for 1941-84 eliminates wobbly pressure plate, gives a balanced spring load, providing a smooth positive clutch operation with a minimum number of adjustments. The nuts go through the spring collar which strengthen and stabilize it. Assembly is available for 3 and 5 stud hubs. Outer spring plate is available separately.


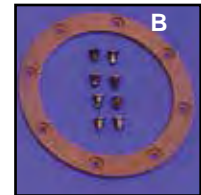
VT No.	Item
20-0300	Kit, 3 Stud
18-8242	Plate, 3 Stud
18-0795	3 Piece Nut Set
20-0332	Polished Outer Plate



**Big Twin Clutch Hubs** for 1941-84 are available assembled with rollers, liner, top plate and adjusting nuts. They are also available as bare hub only.

VT No.	#	Item
18-3153	A	Complete 3 Stud
18-3154	A	Complete 5 Stud
18-3151*		3 Stud
18-3150*		5 Stud
18-3111	C	Outer Plate 3 Hole, Black
18-3235	C	As Above, Chrome
18-3112	C	Outer Plate 5 Hole, Black
18-3236	C	As Above, Chrome
18-3113	C	Outer Plate 10 Hole, Black
18-1125	B	Hub Liner, Stock with rivets
18-3124	B	Hub Liner, Nyla-tron with rivets
37-8807		Rivets for Liner

\*Note: Sold as bare hubs.



**Big Clutch Hub Hardware Kit** for 1941-84 includes 20 rollers with cage, liner with rivets, retainer springs, outer pressure plate with either 3 or 5 adjusting nuts.

VT No.	Hub Type
18-3638	3 Stud
18-3639	5 Stud





**Sifton Clutch Spring Sets** are heavy duty ten piece sets with red coating.

VT No.	Fits
13-0788	1941-67
13-0789	1968-84
2481-6	Nuts

**Rollers Only.**

20 Pack	100 Pack	OEM	Size
12-0344	12-4590	9540A	Standard
12-0363	12-4591	9541	.0002



**Clutch Stud Nut and Plate Kit** includes slotted nuts, roller retainer plate, outer pressure plate and retainer springs in proper amounts for hubs listed 1941-84.


VT No.	Item
18-3611	3 Stud, Stock
18-3620	5 Stud
18-3621	10 Stud



**Chrome Clutch Spring Set** for use on 1941-84, when exposed on belt drive models. Ten pieces per kit. These are our late style springs with durable chrome finish.

VT No. 13-0200






**Extreme Duty Police Service Clutch Set** is an original molded fiber over metal replacement clutch set for Big Twins 1936-84. It is superior to stock or competition units in that fiber is integrally molded to plates, not glued on and holds constant thickness under heat. The 1968-84 type is also available bonded to alloy plate for lighter weight. Use steel plate VT No. 18-3652 when installing.

VT No.	Years	Type	Plates	Material
18-1124	1936-67	Steel	3 1/2	Fiber
18-1121	1968-84	Steel	5	Fiber
18-0150	1968-84	Steel	5	Kevlar
18-1122	1968-84	Alloy	5	Fiber

**Steel Plates. Note 18-8301** has smaller lug cut.

VT No.	Style	Year	Brand
18-1129	Smooth	41-84	York
18-8288	Smooth	41-84	Alto
18-8301	Smooth	41-84	York
18-1126	Rattler	41-67	Replica
18-8287	Rattler	41-67	Alto



**Kevlar Clutch Kit** for 1941-84 Big Twin includes 5 friction and 4 steel plates.

VT No. 18-0172



**Red Eagle Clutch Set** by Alto is available in fibers and steel. Sold as Kevlar or Red Eagle type. Both are bonded to steel.

VT No.	Year	Type
18-0225	1941-83	Carbonite
18-8277	1941-67	Red Eagle, requires extra steel plate
18-8278	1941-67	Kevlar, requires extra steel plate
18-8279	1968-83	Red Eagle
18-8280	1968-83	Kevlar



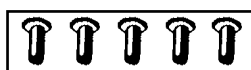
**Series K Clutch** performs flawlessly under extreme heat conditions with smooth precise shifting. The steel backing plates have maximum strength and Kevlar friction plate is the most durable friction material made. Fits 1941-83. Note: Made to run wet or dry in a sealed primary. Incidental oil from primary chain will not affect clutch operation. One extra steel plate is required for 1967 and older models. VT No. 18-3667

**Kevlar**



**Carbon Fiber Clutch Sets** by Barnett features good energy absorption. For wet or dry primary. Fits 1941-83.

VT No. 18-3692



**Clutch Short Brass Rivets.** 100 pack.

VT No. 37-8807\*

\*Note: For clutch hub friction disc.

## Clutch Set




**Clutch Pak-Kit.** Heavy duty factory type for Big Twins. Complete kit includes our five piece original bonded to steel police clutch or Kevlar friction and four steel plates, clutch hub liner with rivets, and ten springs. VT No. 18-3664 includes 3 1/2 bonded plates and three steel plates with rattlers, springs and hub liner.

VT No.	Item	Year	Type
18-3664	Original Police	1941-67	Dry
18-3644	Original Police	1941-84	Dry
18-3649	Kevlar Fiber	1968-84	Wet/Dry



**Replica Dry Clutch 3 1/2 Plate Set** for 1941-67 Big Twin includes linings riveted on with flex grooves in the outer plate. Replaces 37930-41 and 37950-41.

VT No. Brand  
18-0151 Replica  
18-0157 VT



**1936-40 EL Replica Clutch Plate Set** includes two external tooth lined on both sides plates, one external tooth fiber plate, two steel drive internal tooth plates, one spring plate with j-slots, one clutch hub liner with four rivets.

VT No.	OEM	Year
49-1160	Plate Set	
12-0626	Hub Nut	
2452-2	Adjuster Screw	
18-0431	Clutch Spring Collar	2547-36
18-0435	Clutch Drive Disc w/Studs	2489-36
18-0563	Clutch Hub w/thrust plate	2472-36
49-0820	Clutch Shell Inner Race	2493-36
49-0828	Clutch Drum Shell w/sprocket	2039-36
49-0829	Clutch Shell with Sprocket	2550-36
49-0979	Clutch Kit	
49-0036	Clutch Drum Kit	
13-0402	Spring Set	
18-0067	Clutch Hub Bearing Kit	





# Clutch Release 4-Speed/Throw-Out




**Late Type Throw-Out Bearing Kit** includes parts pictured to replace stock components on 4-speed Big Twins or as retro fit on earlier models.

Kit	Years	Rod Only
18-3203	1936-64	18-3266
18-3204	1965-69	18-3265
18-3607	1970-85	18-3120




**Throw-Out Bearing** for 1975-up includes two 37313-80 thrust washers, 37312-75 bearing, and retaining ring 11096. Use on all 1975-up Big Twins.

VT No.	Item
18-3623	Kit
12-0342	Bearing Only
12-0923	Retainer, 10 pack
12-0370	Thrust Washer, 5 pack



**Clutch Push Rod Snap Ring** for 1975-up Big Twins, replaces 11096 in stock or full external configuration.

VT No.	Type
12-0923	"C" Type, Stock
12-9992	Full External Type



**Early Throw-Out Bearing** replaces 37310-39 on 1936-70 Big Twins in standard or Replica grade quality.

VT No.	Type
18-3121	Standard
18-8229	Replica Grade



**Throw-Out Bearing Conversion Kit** includes clutch pushrod, gasket, throw-out bearing and gear. Converts late bearings to old-style heavy-duty throw-out bearings.

VT No.	Year
18-3608	1941-61
18-3610	1965-69
18-3609	1970-84



**Tamer Clutch Hub Retainer Kit** eliminates all clutch drag and lunging while in gear or while stopped. This kit greatly reduces gear clash, and increases clutch and transmission life by providing a clean and free clutch release. The kit fits all 1941-84 Big Twin with belt or chain drive. Instructions included.

VT No. 18-1112



18-0453



18-0341



18-0871

1936-40 EL

18-0341	Finger
18-0452	Arm
18-0690	Throwout Bearing Kit
18-0871	Oil Slinger
18-0453	Kit



**Clutch Release Rebuild** for 1970-84 4-speed Big Twins includes parts shown plus a heavy duty throw out bearing, with matching release finger and shaft.

VT No. 17-0610



**Heavy-Duty Throw-out Bearing Kit** is for all 4-speed Big Twin models 1970-84. The kit includes a solid throwout bearing of 24 mm diameter (Stock is 17 mm) with larger thrust washers, an oil slinger and small parts.

VT No.	Item
18-3256	Rebuild Kit
18-3247	Bearing 24mm only
18-3624	Slinger Only, Steel
18-3724	Washer Set
18-0261	Bearing Kit



18-3119



18-3120



18-0745

**Clutch Push Rods** are for Big Twin 3 and 4-speed high strength.

VT No.	OEM	Years	Length
18-3117	37285-41	1941-64	13"
18-3118	37285-65	1965-69	13 1/4"
18-3119	37285-70	1970-75	13 7/8"
18-3120	37285-75	1975-84	13 3/4"
18-0745	Replica	1975-84	13 3/4"




**Clutch Push Rod Adjuster Kit** includes screw and nut.

VT No.	Type
37-1957	Replica
37-1955	Ball



13-0136



13-0200

**Clutch Spring Sets**

VT No.	Year	Brand
13-0163	1968-84	BTE
13-0172	1941-67	BTE
13-0139	1941-67	York
13-0136	1968-84	York
13-0200	1941-84	Chrome
13-9228	1941-84	BTE



# Clutch Release 4-Speed



**Mousetrap Eliminator Kit** includes bracket, handle, cable, clutch set and springs for 1952-79 Big Twin models.

**VT No. 22-0750**



**Mousetrap Eliminator Soft Pull Conversion Kit** features soft pull by elimination of mousetrap linkage by using the late model cable and shorter arm for 1952-78 Big Twin models.


**VT No. Item**  
**20-0304** Kit  
**18-3601** Short Bracket  
**18-3604** Short Arm



## Clutch Cable Release Brackets.

VT No.	#	OEM	Type	Finish
<b>18-3602</b>	A	Eliminator	Mousetrap	Zinc
<b>18-3601</b>	B	Short	1968-79	Chrome, Bent down
<b>18-8309</b>	C	Short	As Above	Chrome, Bent up
<b>18-3600</b>	D	62576-65A	1965-78	Chrome
<b>18-8252</b>	D	62576-79	1979-84	Chrome

**Note:** A is mousetrap eliminator bracket. It extends out from stock wrap around oil tank on 1936-64, for best results cut and redrill clutch arm 2" shorter. B and C are for 1941-79 models when using 18-3604 arm. D is the stock type which acts as cable bracket and oil tank mount.



## Clutch Lever Rods And Hardware.

Cad	Chrome	#	OEM	Years	Item
<b>Foot Clutch</b>					
<b>18-0575</b>	Raw		3671-36	1936-51	Rod
<b>18-8302</b>	<b>18-3614</b>	A	36918-36	1936-64	Rod
<b>18-1223</b>	<b>18-3616</b>	A	36917-65	1965-84	Rod
<b>18-8304</b>	<b>18-3617</b>	B	36916-36	1936-65	Rod End
<b>18-0432</b>	—	B	36916-36	1936-39	Rod End
	<b>49-0046</b>		36916-36	1936-73	Rod End, Parkerized
<b>7819-4</b>	<b>21-0205</b>	C	33879-36	All	Rod End Bolt
<b>49-1372</b>	—	B	36916-36	1936-65	Rod End
<b>18-8329</b>	—				Rod End
<b>18-0432</b>	—				Rod End Cad

## Mouse Trap

<b>18-8303</b>	<b>18-3615</b>	A	369 18-52	1952-67	Rod
<b>18-1224</b>	<b>18-3629</b>	A	36918-65	1965-67	Rod
<b>18-8305</b>	<b>18-3633</b>	B	36916-52	1952-67	Rod End
—	<b>42-0302</b>	D	38495-52	1952-67	Cover
<b>9204-3</b>	<b>9203-3</b>	C	36921-52	All	Rod End Bolt



**18-3606**




**18-3627**



**18-3605**



**18-3603**




**18-3604**



**18-3626**



**18-0452**





**18-0850**

## Chrome Clutch Release Levers 1936-84 4-Speed Big Twins.

VT No.	OEM	Year/Type
<b>18-3606</b>	37052-65	1965-78 Aluminum Primary
<b>18-3627</b>	37053-68	1968-Early78 FLH, 1971-Early79 FX
<b>18-3605</b>	37054-79	1979-84 FL, 1979-85 FX
<b>18-3603</b>	37051-36	1936-64 FLH
<b>18-3626</b>	37051-36	As Above Parkerized
<b>18-0452</b>	37051-36	1936-39 Raw UL, EL
<b>18-3604</b>	Eliminator	1936-78 FX, FL
<b>18-0850</b>	Cadmium	1936-39 EL, UL

**Note:** VT No. 18-3606 clears alloy primary on 1965-78 for mousetrap or police jockey clutch. VT No. 18-3604 is for installing a mousetrap eliminator cable on 1936-78, clears wrap around oil tank.



**Finger Shafts** are for clutch release levers on 1939-84 4-Speed models. Shafts are for early cotter type or late snap ring type.

VT No.	#	OEM	Item
<b>17-0124</b>	A	37074-38	Early shaft cotter type
<b>17-0970</b>			Clutch Release Finger Shaft Kit
<b>17-9827</b>	B	37074-38A	Clutch lever release shaft w/snap ring
<b>18-0341</b>			Finger, 1936-38
<b>17-1509</b>	C	37070-39	Finger, 1939-74
<b>17-1499</b>	D	37070-39B	Finger, 1975-84
<b>12-0900</b>	E	11000	Snap Ring, 10 pack
<b>17-9923</b>			VT Finger Shaft, Short for 43-0107 Kick Cover
<b>12-9918</b>		6443HW	Thrust Washer
<b>12-1158</b>		6320	Lower Washer
<b>16-1800</b>		—	Reamer for Finger Shaft
<b>17-0354</b>			Bushing



**Chrome Cover** dresses up clutch arm on 1936-84 Big Twins. Acorn nut included.  
**VT No. 42-0527**





# Engine Sprocket



**Solid Engine Sprocket Conversion Kit** includes solid splined sprocket, engine nut with

lock tab, engine seal spacer and shims. This kit will replace the entire compensator motor sprocket assembly.

VT No.	Fits	Teeth
19-0445	1970-84 FX-FL	22T
19-0423	1970-84 FX-FL	23T
19-0424	1970-84 FX-FL	24T
19-0425	1970-84 FX-FL	25T

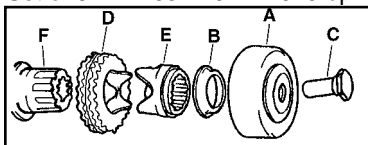


**Compensator Sprocket Kit** includes all parts pictured with 24T sprocket. Fits 1970-84 FLH-FXE-FLT-FXR.

VT No. 19-0404

Order spacer and shims separately.

VT No.	OEM	Year	Size	Item
10-0427	24002-70	1970-up		Spacer
10-0428	24032-70	1970-up	.060"	Shim
	24033-70	1970-up	.090"	Shim
	24034-70	1970-up	.120"	Shim
	24035-70	1970-up	.150"	Shim
	24036-70	1970-up	.180"	Shim
Set of 6	24037-70	1970-up	.210"	Shim



## Compensator Sprocket Parts.

VT No.	#	OEM	Year	Item
19-0071	D	40275-70	Sprocket	1970-84 24 Teeth
19-0070	D	40282-70	Sprocket	1970-84 23 Teeth
19-0116	E	40299-70	Slide cam	1973-83
19-0117	B	40324-70	Cup	1970-83
19-0118	F	40375-70	Extension	1970-85
19-0119	A	40384-70	Retainer and Cover	1970-83
12-0506	C	40392-70	Nut	1970-90



**Sprocket Nut and Lock Tab Set** for 1955-up Big Twins allows locking of nut by utilizing 2 tabs which fit into sprocket holes when non-compensator sprocket is used.



VT No.	Item
17-0945	Kit
12-0504	Nut Only

**Acorn Engine Nuts** for all Big Twin.

VT No.	Fits
7107-1	1936-54
7816-1	1955-76



**Chrome Pike Engine Nut** fits Big Twin 1955-up sprocket shaft.

VT No. 37-0890



## 1970-83 Big Twin Compensator Engine Sprockets

VT No.	Teeth	Type
19-0379	22	FLH-FXE
19-0070	23	FLH-FXE
19-0071	24	FLH-FXE



## Big Twin Offset Engine Sprockets with spline.

24T	25T	Offset
19-0135	19-0136	1/4"
19-0103	19-0107	1/2"
19-0104	19-0108	3/4"
19-0105	19-0161	1"
19-0106	19-0162	1 1/4"
17-0945	17-0945	Nut Kit



## Engine Sprockets

Spline	Taper	Teeth
1955-up	1930-54	
19-0050	19-0054	22
19-0051	19-0055	23
	19-0137	23
19-0052	19-0056	24
19-0053	19-0057	25
—	12-0200	Key
17-0945	12-0503	Nut
		Chrome Sprockets.
19-0492	—	24
—	19-0075	23




## Taper Sprocket Kits.

19-0138	22T
19-0137	23T
19-0139	24T
19-0140	25T



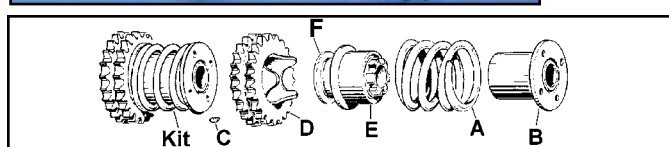
## Compensator Sprocket Engine Nuts.

VT No.	Year	Type
12-0506	1970-90	Replica
12-1946	1970-90	Chrome



**Engine Sprocket Nut Kit** includes correct nut, key retaining ring and left bearing oil slinger.

Kit	Nut	Fits
12-0620	12-0503	1941-54 Big Twin
12-0619	12-0501	1929-73 45
12-0633		1941-54 Slinger




## Compensator Parts for 1955-69 Big Twins.

VT No.	#	OEM	Item
19-0046	Kit	ABCDEF	Complete Kit
13-9238	A	40302-55	Spring
19-0391	B	40385-55	Nut\
12-0210	C	40390-54	Key
19-0044	D	40275-55A	24T Sprocket
19-0406	E	40292-55A	Slide Cam
19-0045	F	—	Sprocket Shaft Extension



# Primary Chain Tensioner



## York Big Twin Hydraulic Primary Chain Tensionator™

features a hydraulic valve which controls the motion of the submerged piston which constantly keeps the chain in tension for 1965-06 Big Twins.

**VT No. Item**

**18-0120 Kit**  
**18-0128 Shoe**



18-8314



York Chain Adjuster Kits feature automatic self adjusting by use of spring loaded shoe.

**VT No. Year**

**18-0580** 1965-00

**18-0581** 2001-06

**18-3681** Nylon



18-0580

## Self Adjusting Chain Tensioner

fits models with wet clutch. The tensioner replaces factory type detent adjuster shoe assembly. Tensioner kit includes all hardware and instructions for complete conversion. Fits 1965-2000.

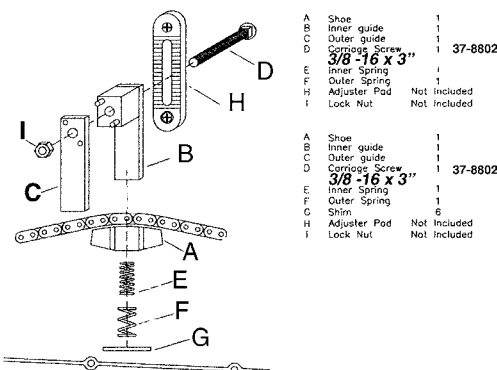
**VT No. Item**

**18-0580** Tensioner

**18-3681** Nylon Pad Only

## Installation Instructions

1. Drain oil.
2. Remove the primary cover, the original adjuster shoe with the bracket and the carriage screw.
3. Install the longer carriage screw from the kit into the serrated adjuster pad.
4. Install the inner guide onto the carriage screw. Install the shoe with the springs onto the inner guide and place the outer guide onto the inner guide pins as shown.
5. Position the shoe, springs and guide assembly at the lowest point of possible adjustment on the pad. Install the original carriage screw lock nut and tighten it.
6. The amount of spring exposed from the bottom of the shoe will depend on chain wear. It should be 5/8 inch or less.
7. If more than 5/8 inch exists, raise the bottom of the spring by loosening the nut and raising the assembly for kit 18-0580 or by using shims provided for kit 18-0581. Make this adjustment until 5/8 inch of spring is exposed.
8. Replace the primary cover with a new gasket and fill it with oil to the proper level.



Chain Tensioner Parts fit Big Twin models.

VT No.	#OEM	Type	Year
18-8247	All	Complete Kit	1965-84
18-8314	All	Complete Kit	1985-99
18-3217	B-C-F-G	Hardware Kit	
37-9030	A 1783	Screw, 10 pack	
37-8801	B 3862B	Bolt, 5 pack	
18-3682*	C 4401W	Hex Bolt, each	
28-0225	E 39976-65B	Nylon Pad	1965-00
28-0568	E —	Red Nylon Pad	
17-0915	G 39996-65	Lock, 10 pack	
18-3218	H 39990-65	Shoe Mount Bracket	1965-00
18-3219	F 39993-65	Plate	
18-3622	I 39992-65A	Nut and	
	J 39998-65	Anchor Plate	
18-3634	J —	Anchor Plate with carriage bolt (K)	
37-8802	K 5444	Carriage Bolt, 5 pack	
18-3223	I 39992-65A	Nut Only	

\*Note: Early style hex bolt screws into 18-3223 nut.

## 28-0225 Primary Chain Nylon Liners.


VT No.	OEM	Year	Model
28-0233	39976-65	1965	Big Twin
28-0225	39976-65B	1966-84	Big Twin
28-0568	Red	1966-84	Big Twin



# Primary Chain

## Primary Chain Drive System

18-0106 1970-84 Type



**Primary Chain Drive Systems** for Big Twins include 76 or 82 link primary chain, chain shoe adjuster assembly, clutch drum basket with starter ring gear and steel and fiber clutch plates with pressure plate assembly. Correct front compensator sprocket assembly includes all parts necessary for installation, including sprocket nut. Big Twin 5 Speed Softail models and all pre1985 FLH-FX 4-Speeds require 82 link primary chains; 1980-up FLT-FXR 5-Speeds require 76 link primary chains.

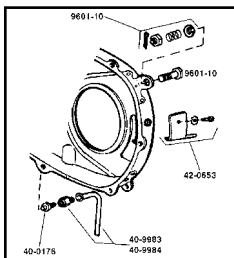
82 Links	76 Links	Year
18-0106*	18-0110*	1970-84
18-0107*	—	1965-69
18-0108*	—	1955-64
18-0117	—	1955-64
18-0109	—	1936-54

\*Note: Units include compensator front sprocket assembly.

## Primary Hardware




**Chain Oil Kit** contains cadmium plated oiler body, 63607-54, oiler adjusting screw, 63610-53, and nut and brass washer used on 1954-62 Panheads.  
**VT No. 2321-4**




**1954-64 Rear Chain Oiler Kit** for 1954-64 replaces 63591-62 to fit on rear of inner primary cover. Kit includes screw.

VT No.	Item
42-0653	Rear Chain Oiler
40-0176	Oil Fitting
40-9983	Oil Drain 1936-57
40-9984	Oil Drain 1958-64
42-0589	Oil Guard
40-0835	Drain Fitting
10-0835	Oil Tank Fittings



**Replica Primary Chain** features Figure '8' Side Plates for reduced weight on Early models!




**Diamond Endless Primary Chains.**

VT No.	Size	Fits
19-0367	428 x 2 x 82	1936-64 Big Twin 74 and 80, Figure 8
19-0360	428 x 2 x 82	1965-84 Big Twin (Oval)
19-0392	428 x 2 x 80	Special Length
19-0363	35 x 3 x 92	1952-56 K-Model
19-0364	35 x 2 x 96	1938-up Servi-Car
19-0365	35 x 2 x 100	1929-52 Solo
19-0366	428 x 2 x 88	1930-36 VL Side Car
19-0380	428 x 2 x 90	1930-36 VL Solo
19-0361	428 x 2 x 76	1974-06 FLT/FXR



**Primary Chain Connector Links** are sold each for size 428 x 2 chain. Fits all Big Twins.

**VT No. 19-0377**



**TYK Brand Primary Chains.**

VT No.	Links	Fits
19-0878	76	1980-06 FLT
19-0876	82	1936-06 FL-FX
19-0877	82	Chrome, Link
19-0934	82	1936-64, Link



**Duckworth Chain**

19-0791	80	1941-84 FL, sidecar
---------	----	---------------------



**Chrome Chain Primary Drive** for Kick Start includes chrome 24T motor sprocket, nut, clutch drum, clutch springs, pressure plate and spring plate for splined motors. Fits 1955-84 FL and 1971-84 FX.

VT No.	Fits	Shaft
18-0963	1955-84	Splined
18-0964	1941-54	Tapered





**Drive Chain and Sprocket Spacer Kit** is used for installing extra wide rear tires or wheels on 1973-85 4-Speed FX-FL models. Includes special offset 22T transmission sprocket, machined and chromed rear sprocket spacer-plate and 5 extra long sprocket mount bolts and nylock nuts.

VT No.	Item	Teeth
19-0101	Complete Kit	22
19-0399	Sprocket Only	22
19-0447	Sprocket Only	23
19-0448	Sprocket Only	24

**Rotor Spacers** provide offset when required, with  $\frac{7}{16}$ " bolt holes. Each disc measures  $2\frac{1}{16}$ " inner diameter with  $4\frac{5}{16}$ " outside diameter. For 1980-99.

VT No.	Thick	Material
23-0320*	$\frac{1}{16}$ "	Steel
19-0128	$\frac{3}{16}$ "	Steel
19-0452	$\frac{3}{16}$ "	Billet
19-0413	$\frac{1}{4}$ "	Steel
19-0414	$\frac{5}{16}$ "	Steel
19-0412	$\frac{1}{2}$ "	Billet



\*Note: Use when installing flat rotor on 1973-75 Big Twin.



**Rear Chain Tensioner** by LBV reduces chain vibration and frequency of adjustment by utilizing a durable urethane roller which revolves on sealed bearings mounted on chrome anchor plates.

VT No.	Year	Model
19-0431	1973-85	FL-FXE-FXWG
19-0436	Roller only	All

## Trans Sprocket



**Big Twin Countershaft Sprockets** machined of durable steel.

# Teeth	1936-79 FL-FX 4-Speed (A)	1980-85 FL-FX 4-Speed (B)	1980-85 FXR-FLT 5-Speed (C)
20	19-0076	—	—
21	19-0080	—	—
22	19-0081	19-0086*	19-0077*
23	19-0082	19-0087*	19-0078*
24	19-0083	19-0088*	19-0079*
25	19-0084	—	19-0100*
26	19-0085	—	—

\*Note: "C" type uses allen screw to lock sprocket nut in place, "B" type use VT No. 17-0905 lock tab and "A" type uses 17-0901 lock tab.



**Drilled-Lightning Counter Sprockets** for 1936-79 Big Twin.

VT No.	Teeth
19-0059	22T
19-0127	28T

## Sprocket Nut



**Lock "N" Seal** includes deflector, lock washer and nut with built-in seal for all 1941-64 74" models.

VT No. 17-9768

**Oil Deflector Main Drive Gear Kit.** Includes all parts pictured to fit 1936-64 3 and 4-Speed models.

VT No.	OEM	Item
17-0204	Kit	All
17-0205	35159-39	Deflector
17-0901	35216-36	Lock Washer, 10 pack
8408-1	35211-36	Lock Nut
12-0515	35211-36	Lock Nut



**Super-Nuts** both have built-in seal for mainshaft surface. Duo-Nut features double action sealing by use of the mainshaft seal and an O-Ring recessed on the back side of nut.

VT No.	Type
17-1498	Super-Nut
17-9759	Duo-Seal Nut
14-0120	Seal Only, 5 pack
14-0685	As Above, James
14-0574	O-Ring



**Oil Deflector Main Drive Gear Kit.**

Includes all parts pictured to fit 1936-64 3 and 4-Speed models. Replaces 35211-36 lock nut.

VT No. 17-0204

**Duo-Seal Super Nut Kit** includes a nut with seal and O-ring on back side, with lock tab for 1941-84 Big Twins.

VT No. 17-1490

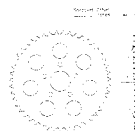


**Motor Plaques** measure 18" x 24" and are made of metal. **Motor Plaque Set** includes 9 plaques. VT No. 48-1811



# Rear Sprocket

Offset is measured from bolt hole surface to center line of teeth.

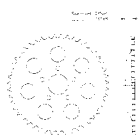


1973-84 Big Twin, 1979-81 XL

**Rear Sprockets.** Replace OEM 41470-73. Used on all 1973-86 FX, FXE, FXEF, FXWG, FXST, FL and FLH, 1979-81 Classic, cast or wire wheel. Dish type sprocket with 9.8 mm offset.

Zinc	Chrome	Teeth
—	19-0047	43
—	19-0049	44
—	19-0032	45
19-0048	19-0033	46
19-0034	19-0035	47
—	19-0037	48
—	19-0039	49
19-0040	19-0041	51

9.8mm  
Offset



1982-84 FXR with chrome finish. 16mm offset.

VT No.	OEM	Teeth
19-0020	N/A	46
19-0021	40954-81	48
19-0022	40954-83	51


Note: Sprocket offset measured from bolt mount surface to center of teeth.



**Chrome 5-Spoke Sprockets.** Offset models have 9.8mm offset.

Offset	Flat	Teeth
1973-99		
19-0672	19-0674	48
19-0673	19-0675	51

9.8mm  
Offset



**Complete Dowel Pin Sets** are for each specific application.

VT No.	Year	Fitment
19-0110	1930-59	Mechanical and Hyd. Kit
19-0115	1935-52	45 Solo Kit
19-0112	1960-66	Hydraulic Kit
19-0113	1967-72	Hydraulic Kit



**Rivet Set** will cap head of solid steel rivets for 3/4 round head size.

VT No. 16-0709



**Chrome Sprockets** have a 6 mm offset.

VT No.	Teeth
19-0042	48
19-0043	51

**Flat Sprockets**

19-0120	48
19-0124	49
19-0121	51

6 mm  
Offset



**Chrome Laser Design Rear Sprockets** with 9.8mm offset for 1973-84 FX-FL or flat.

Offset	Flat	Teeth
19-0129	19-0132	48
19-0130	19-0133	49
19-0131	19-0134	51

**Pulley Spacers** provide offset when required, with 7/16" bolt holes. Each disc measures 2 1/16" inner diameter with 4 1/16" outside diameter. For 1980-99.

VT No.	Thick	Material
23-0320*	1/16"	Steel
19-0128	3/16"	Steel
19-0452	3/16"	Billet
19-0413	1/4"	Steel
19-0414	5/16"	Steel
19-0412	1/2"	Billet
19-2001	5/8"	Billet

\*Note: Use when installing flat rotor on 1973-75 Big Twin.



**Rear Sprocket Kits** replacements for brake drums with rivet on sprockets. Includes rivet and dowels.

VT No.	OEM	Teeth	Years	Model
19-0012*	41470-30	51	1930-57	Rigid Big Twin except 1936 OHV
19-0015	41420-30			Dust Ring Rigid Big Twin Zinc
19-0408	As Above			Dust Ring Rigid Big Twin Raw
19-0000	Kit	51	1930-57	Big Twin with ring
19-0001	41470-58	51	1958-61	Big Twin
19-0002	41470-62	51	1962-66	Big Twin
19-0003	41470-67	51	1967-72	Big Twin





# Chain



**530 Standard Diamond** is the mainstay of the motorcycle chain.

VT No.	Links	VT No.	Links
19-0320	100	19-0327	108
19-0321	102	19-0324	110
19-0322	104	19-0325	112
19-0323	106	19-0326	120



**530 XDL Self Lube** eliminates the possibility of hit and miss lubrication, as it has a constant and consistent lubrication in the pin bushing (wear) area.

VT No.	Link	VT No.	Link
19-0330	100	19-0334	108
19-0331	102	19-0335	110
19-0332	104	19-0336	112
19-0333	106	19-0337	120



**530 XLO Diamond O-Ring Chain** includes a .214 pin which has been produced using a

special alloy steel and case hardened for optimum strength.

VT No.	Links	VT No.	Links
19-0354	102	19-0349	108
19-0355	104	19-0357	110
19-0348	106	19-0358	112
		19-0398	120




**530 Diamond Nickel Plated Chain** offers rust-proof protection along with a nickel

finish. Each part of the nickel plated chain is individually plated before assembly Size 50ENP.


VT No.	Links
19-0340	100
19-0341	102
19-0342	104
19-0343	106
19-0344	108
19-0347	120



19-0725



19-0726



19-0458



**V-Twin Chain** is 120 links by 530.

VT No.	Finish	Type
19-0723	Nickel	STD
19-0725	Nickel	STD
19-0726	Parkerized	STD
19-0457	Natural	Heavy Duty
19-0458	Natural	O-Ring
19-0823	Silver	O-Ring
19-0824	Nickel	O-Ring
19-0329	Gold	O-Ring
19-0832	Chrome	Heavy Duty



**"530 QR" Solid Roller Chains** is an economical, high quality, solid roller chain.

QR	Size
19-0512	108
19-0514	112
19-0559	130

**530 Sigma O-Ring Chain** with 10,600 lbs. tensile strength, features heavy-duty, wide-waist link plates for increased durability.

Standard S Series	Size	Standard S Series	Size
19-0540	102	19-0545	112
19-0541	104	19-0554	130
19-0542	106	19-0555	150
19-0543	108		



**530 HSL Tsubaki** is a virtually maintenance free chain that has heavy duty shot-peened side plates sintered metal bushings and quad-staked riveting.

HSL	Size
19-0528	110
19-0529	112
19-0530	120

19-0531 Connecting Link

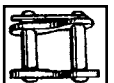


**Diamond Spare Parts Kit** includes two master links, one link and one offset link for all 530 heavy-duty chain.

VT No. 19-0352

**Master Links.** Replacement link for #50 530 chain. Note: sold in 10 packs unless noted otherwise.

VT No.	Fits Chain Type
19-0350	Standard
19-0351	Nickel
19-0375	XDL Self Lube
19-0353	XLO O-Ring, each
19-0376	N.O.S. Repair Link with 2 Masterlinks
	OEM, 40052-15



## Rear Sprocket Bolt



8837-10



37-8131



8835-10



8838-10



9609-15



9857-10



8836-10

Year	Wheel Type		Drive Type		Style	Nuts/Washer	
	Cast	Spoke	Belt	Chain			
FLH-FX-FXST-FLST							
1973-85		8837-10		•	Cap	•	
1973-85		37-8131		•	Hex	•	
1973-98		8834-10		•	Allen	•	
1973-98	8838-10			•	Acorn		•
1973-98	8835-10			•	Allen		•
1973-98	9608-10	9609-15	•	•	Dome	•	•
1973-85		9856-15		•	Collar	•	•
1973-up		8836-10		•	Acorn	•	
1973-up	9857-10				Collar		•
FLT							
1980-84		8836-10		•	Acorn	•	
1980-84		8837-10		•	Cap	•	



# Belt Drive



**BDL 8mm Belt Drive available** in 1½", 2" and 3" for all 1936-84 Big Twins with 4-Speed Transmission with Kick start on electric start. Can be used with stock type clutch or BDL Competitor Clutch. All 2" and 3" Belt Drives include Big Fix Bearing Kit.

## 1½" Kick Starter only (Open or Closed Primary)

VT No.	Fits	Belt	Front Pulley	Rear Pulley
20-0611	1936-54	20-0102	20-0905	20-0919
20-0612	1955-64	20-0102	20-0906	20-0919
20-0613	1965-78	20-0102	20-0907	20-0919
20-0614	1979-84	20-0102	20-0904	20-0920

## 1½" Kick and Electric Starter (Open or Closed Primary)

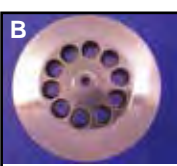
20-0615	1965-78	20-0100	20-0904	20-0918
20-0616	1979-84	20-0102	20-0904	20-0918
20-0617	1979-84	20-0100	20-0904	20-0918

## 2" Kick Starter Only (Open Primary)

20-0618	1936-54	20-0104	20-0910	20-0923
20-0619	1955-84	20-0104	20-0911	20-0923

## 3" Kick Starter Only (Open Primary)

20-0620	1936-54	20-0105	20-0912	20-0924
20-0621	1955-84	20-0105	20-0913	20-0924



**A-Clutch Dome For Big Twins** is a highly polished clutch dome which gives that finished custom look to our open belt drive units.

## VT No. Type

20-0334	3 Hole, Polished
20-0335	3 Hole, Chrome
20-0339	5 Hole, Polished

**B-Clutch Releasing Disc.** Precision machined aluminum pressure plate for all 1941-84 Big Twin.

20-0332 Polished

**C-Bearing Support** is used when cast aluminum inner primary cover is removed for installation of open belt drive on 1965-84 Big Twin 4 speed, the main shaft requires additional support.

20-0228 Chain type fits with belt front and rear chain drive

20-0227 Belt type, with front and rear belt

12-0313 Bearing for VT No. 20-0228

12-0379 Bearing for VT No. 20-0227

**Note:** No warranty on belts sold when as part of kit or individual replacements.



**BDL 11mm 1½" Belt Drive Fits** 1936-84 4-Speed Big Twin with kick or electric starter and can be used with stock clutch or BDL Competitor Clutch. All 1965-up Drives include idler bearing assembly.

## Kick Starter Only

VT No.	Fits	Belt Pulley	Front Pulley	Rear
20-0622	1936-54	20-0117	20-0908	20-0921
20-0623	1955-64	20-0117	20-0909	20-0921
20-0624	1965-84	20-0117	20-0909	20-0921

## Kick and Electric Starter

20-0625	1965-84	20-0117	20-0909	20-0922
20-0626	1979-84	20-0117	20-0909	20-0922

with Rear Belt Drive

## Electric Start 5-Speed FLT-FXR

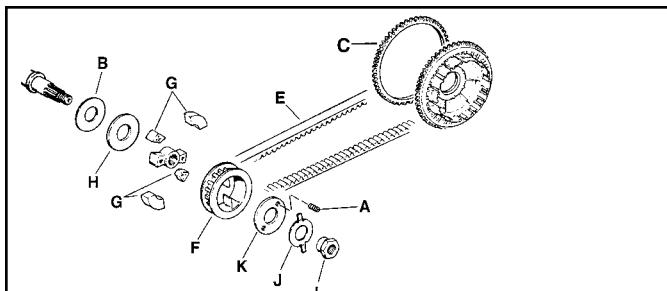
20-0633	1979-84	20-0116	—	—
---------	---------	---------	---	---



**BDL Replacement Starter Ring Gear** for 8mm and 11mm 4-Speed belt drives.

## VT No.

20-0933	1½" x 8 mm or 11 mm Belt Drives
20-0965	3" Belt Drives



## 1980-83 FXB Belt and Pulley Replacements.

VT No.	OEM	#	Item
20-0309	24051-80	B	Spacer .012
20-0310	24052-80	B	Spacer .023
20-0311	24053-80	B	Spacer .035
20-0312	24054-80	B	Spacer .055
18-1135	33163-65B	C	Ring Gear
20-0453	40009-80	E	Belt Only (Stock)

**Note:** There is no warranty on belts when sold as part of kit or individual replacements.





## 3" BDL Belt Drive



**BDL 3" Electric Start Belt Drives** with billet motor plate. Includes 8mm belt, polished motor plate, double row sealed mainshaft support bearing, polished side guard, polished dome pulley covers and Kevlar clutch.

**\*Note:** Can only be used with 1991-up starter motor and some modifications will be necessary to install these kits.

VT No.	Fits	Belt	Front Pulley	Rear Pulley
20-0602*	1970-78 FX with Ratchet Lid Transmission	20-0105	20-0901	20-0915


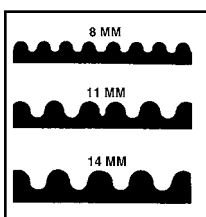
**Note:** There is no warranty on belts when sold as part of kit or individual replacements.



**BDL 8mm x 42mm Electric Start Belt Drives for 4 Speeds.** Includes a polished pressure plate, Kevlar clutch and features a shorter length clutch hub that eliminates unnecessary weight past the end of the mainshaft and can be installed without any modifications to inner primary. Sealed inner primary bearing not included.

VT No.	Fits	Belt	F. Pulley	R. Pulley
20-0609	1970-83 Big Twin with Rear Chain Drive	20-0631	20-0903	20-0917
20-0610	1979-84 Big Twin with Rear Belt Drive	20-0630	20-0902	20-0916
18-0554	Replacement Clutch Pack for Above Units			

**Note:** There is no warranty on belts when sold as part of kit or individual replacements.



**Brute IV Primo 3" Combination Belt Drive/Engine Plate Kits** includes inner motor plate, clutch pack, starter housing and chrome solid belt guard. Order chrome dome cover and rotor cover separately. Engine plate and starter housing have satin finish.

VT No.	Item	Year	Model
20-0020*	Combination Kit	1970-78	FX-FL 4-Speed
20-0105	Replacement Belt for Above		

**\*Note:** Can only be used with 1990-up starter and ratchet lid type transmission.

## Primary Belt

### NUMBER OF TEETH

PRIMARY DRIVE REPLACEMENT BELT				GATES P/N	Belt	F. PULLEY	R. PULLEY	Length
STD	Kevlar	Application						
20-0100	20-0200	8mm 1965-78 FL-FX Closed Primary Electric Start		30853-1-ST 1 1/2"	132	41	61	42 1/2"
20-0102	20-0201	8mm 1937-84 FL-FX Closed Primary Kick Electric Start Bulls Eye Belt		30853-2-BE 1 1/2"	132	39, 40, 41	61 or 62	42 1/2" plus
20-0103	20-0202	8mm FL-FX Open 1 1/2" 1937-84 FL-FX		37144 x 1 1/2"	144	47	76	46 1/2"
20-0104	—	8mm FL-FX Open 2" 1937-84 FL-FX		37144 x 2"	144	47	76	46 1/2"
20-0105	20-0204	8mm FL-FX Open 3" 1937-84 FL-FX		37144 x 3"	144	47	76	46 1/2"
20-0115	20-0205	11mm 1937-84 FL-FX Open or Closed Primary Kick or Electric Start		30884 x 1 1/2"	96	29	44	42 1/2"
20-0117	20-0206	11mm 1937-84 FL-FX Open or Closed Primary Kick or Electric Start		1185 x 1 1/2"	99	31	47	43 7/8"
20-0116	20-0207	11mm 1979-84 FLT-FXR Closed Primary Electric Start with 5-Speed Transmission		30991 x 1 1/2"	92	31	47	40 1/2"
20-0106	20-0208	14mm with or w/o Idler Closed 1 1/2" 37-E84 FL-FX		38078D x 1 1/2"	78	24	37	43 1/2" + .035
20-0110	—	14mm Idler Closed 1 1/2" 1979-84 FLT-FXR 5-Speed		30931 x 1 1/2"	72	24	37	40 1/2" —
20-0453	—	FXSB Sturgis		40009-80		78		OEM

**Note:** All belts by Primo, BDL or Karata for drives carry no warranty of any kind, as sold either as individual replacements or complete drive kits.



# Front Pulley



**Big Twin Drive Pulley** accepts 1.125 or 1.5 wide belts. Front Pulley includes pulley indexing nut seal and seal spacer as required. Fits 1979-84 4-Speed.

## Front

VT No.	Finish	Tooth
20-0720	Raw	33

## Rear

20-0452	Silver	70
20-0498	Chrome	70

20-0498



**Final Drive Front Pulleys** available for Big Twin models as supplied by V-Twin or BDL. All BDL pulleys are 1/3 lighter than stock and include nut, lock plate and screws. Stock size pulley noted by \* utilizes 10-24 allen bolt to lock nut.

	V-Twin	BDL
# of Teeth	79-84 BT 4-speed	79-84 BT 4-speed
29		20-0653
30		20-0654
31		20-0655
32		20-0656
33	20-0449*	20-0657*

# Primo Belt Drive



## 11MM

**Early Model Without Idler.** Outer front pulley guides allow 100% belt-to-pulley contact for superior belt tracking. Idler system not required as this unit is for models with adjustable transmissions only, kick starter. The belt is 11mm x 1 1/2" wide.

VT No.	Fits	Replacement Belt
20-0052	1937-54 FL	20-0117
	Tapered shaft	Open/Closed primary
20-0053	1955-64 FL	20-0117
	Splined shaft	Open/Closed primary

## 11MM

**Primo 11mm Late Model Belt Drive Kits** converts from chain to belt, ultra smooth and reliable. Fits inside primary cover, idler no longer required. Measures 11mm x 1 1/2" wide.

VT No.	Fits	Replacement Belt
20-0050	1965-84 FL-FX Kick start	20-0117
20-0051	1965-84 FL-FX Electric start	20-0117
	Closed primary 4-Speed	
—	1979-84 FL-FX 5-Speed	20-0116
	Electric Start	

**Note:** There is no warranty on belts when sold as part of kit or individual replacements.

# Brute Classic



8mm	Rep. Belt	Year/Type
20-0070*	20-0102	1979-84 Splined w/Rear Belt Drive
18-8325	—	Repl. Clutch Pak for Above Drives



**Note:** All belts by Primo, Karata and BDL are manufactured by Gates Rubber. Belts for drives carry no warranty of any kind, as sold either as individual replacements or complete drive kits.

## 8MM Closed

**Closed Primary for 74" and 80"** is designed to fit inside primary cover. Increases horsepower, mileage and quiets engine while retaining stock appearance. Closed Primary. Kick start only 8mm. 1 1/2" belt type.

VT No.	Years	Replacement Belt
20-0047	1978-84	20-0102
<b>Electric Start Models (8mm). 1 1/2" Belt type.</b>		
20-0010	1965-84	20-0100
20-0499*	1978-84	20-0102

**\*Note:** For models with belt drive.

## 8MM Open or Closed

**Open Or Closed Primary Belt Drive.** Kick starter models only (8mm) 1 1/2" belt type.

VT No.	Fits	Replacement Belt
20-0044	1937-54	20-0102
20-0039	1955-64	20-0102

## 8MM Open

**Open primary belt drive for 74" and 80"** 8mm. These units were designed for competitive use or big inch street engines.

**Note:** All 2" and 3" belt drive units fit adjustable transmission bikes only.

VT No.	Fits	Width	Replacement Belt
20-0040	1937-54	2"	20-0104
20-0041	1955-84	2"	20-0104
20-0042	1937-54	3"	20-0105
20-0043	1955-84	3"	20-0105





**Alternator Cover Set** includes polished outer housing and chrome rotor cover.  
**VT No. 20-0337**



**Belt Shroud and Side Guard Kit** is for alternator Big Twins with 1½", 2" or 3" open belt drives. The kit includes chrome belt shroud and polished side guard.

VT No.	Item	Fits
20-0251	Kit	Alternator Big Twin
20-0252	Kit	Generator Big Twin
20-0222	Belt Shroud	Generator Big Twin with 3" Drive
20-0220	Belt Shroud	Generator Big Twin with 1½" or 2" Drive



**Frame Mount Kickstand Stop** for use on all open belt drive Big Twin by clamping to frame tube. Cut to desired length.

VT No.	Fits
27-1729	1¾"
27-1656	1"



**Chrome Pike Motor Nut** fits 1955-up Big Twin sprocket shaft.  
**VT No. 37-0890**



**Acorn Engine Nuts** for all Big Twins.  
**VT No. Year**  
**7107-1** 1936-54  
**7816-1** 1955-76



20-0306 Installed



**Equalizer Engine Plate** designed for open primary on all 1970-up cone motors, connects engine and transmission for a rigid unit, when eliminating the inner primary. Alternator cover, engine plate, idler assembly and bearing support sold separately.

VT No.	Item
20-0306	with Idler Slot
20-0307	without Idler Slot

## Belt Drive



**Polished Alternator Cover for Big Twins** is for use on all Cone motors. Designed to protect your alternator, also helps cooling by acting as a heat sink. It has a mounting lug for belt shroud built in. **VT No. 20-0330**



**Chrome Big Twin Alternator Rotor Cover** presses over 1981-up rotors for tight fit.  
**VT No. 20-0216**



**Chrome Alternator Rotor Cover** fits major brand belt drive and open primary set ups. Installs to completely cover the steel alternator rotor.  
**VT No. 20-0238**



**Outside Belt Guide Plate** is for all Primo 8, 11 and 14 mm front pulleys except taper shaft.  
**VT No. 20-0230**



**Sprocket Nut and Lock Tab Set** for 1955-up Big Twin allows locking of nut by utilizing two tabs which fit into sprocket holes when non-compensator sprocket is used.

VT No.	Item
17-0945	Kit
12-0504	Nut Only



**Nerf Bar** is constructed of 1" chrome bar, bolts to left side for primary protection. Fits 1958-84 FL.  
**VT No. 20-0305**



## Primo Replacement Pulley

VT No.	Primo#	Year	Type	Belt
<b>Primo 8mm Front Pulleys 74 and 80 HD</b>				
20-0555	P-39-T	1937-54	Tapered Shaft	1½" Belt (Use with Adjustable Transmissions)
20-0556	P-39-S	1955-64	Splined Shaft	1½" Belt (Use with Adjustable Transmissions)
20-0558	P-41-S	1965-84	Splined Shaft	1½" Belt
20-0559	P-47-T-2	1937-54	Tapered Shaft	2" Belt (Open Installation)
20-0560	P-47-S-2	1955-84	Splined Shaft	2" Belt (Open Installation)
20-0561	P-47-T-3	1937-54	Tapered Shaft	3" Belt (Open Installation)
20-0562	P-47-S-3	1955-84	Splined Shaft	3" Belt (Open Installation)
20-0547	P-47-T-3-N	1937-54	Tapered Shaft	3" Belt (Open Installation) (Laser-Etched)
<b>Primo 8mm Rear Pulleys 74 and 80 HD</b>				
20-0565	P-62-K	1937-64	Rear Pulley	1½" Belt (Kick-Starter only, Closed Primary)
20-0566	P-61-K	1965-84	Rear Pulley	1½" Belt (Kick-Starter only, Closed Primary)
20-0567	P-61-E	1965-84	Rear Pulley	1½" Belt (Electric Starter, Closed Primary, 4-Speed)
20-0569	P-76-2	1937-84	Rear Pulley	2" Belt (Kick-Starter only, Open Primary)
20-0570	P-76-3	1937-84	Rear Pulley	3" Belt (Kick-Starter only, Open Primary)



# Knob



**Hand Shifter Knobs** with  $\frac{3}{8}$  x 24 thread unless noted.

VT No.	Style
21-1936	Small, Plain, Black
21-2011	Large, Plain, Black
21-0694	Large, World's Fair
21-1945	Small, World's Fair Insert
21-1946	Army Style
21-1947	Masonic Style
21-1948	Purple Heart Style
21-0780	Universal Shifter, brass finish, skull
21-0762	Panhead Motor
21-0700	Flathead Motor
21-0769	Knucklehead Motor
21-2121	Brass Skull
21-2015	Brass Skull (none)
21-0650	Brass Skull, $\frac{7}{16}$ — 20
21-0651	Brass Skull, $\frac{1}{4}$ — 20
21-0588	$\frac{1}{4}$ — 20 and $\frac{3}{8}$ — 24 Adapter
21-0829	Black Knob with photo insert
21-0986	Police Emblem
21-0763	Purple Heart Friend
21-0966	Metro Police, Washington, D.C.
21-0953	Shovelhead Motor
21-0965	Evo Motor
21-0937	Dice, Red
21-0938	Dice, White
21-0939	Dice, Black
21-0832	Large Temperature Gauge
21-0924	Temperature Gauge



21-0937 Installed



**Billet Shifter Assembly** fits 1948-85 FL.  
VT No. 21-0259



**1936 Style Knucklehead Shifter Parts.**

VT No.	Item
49-0364	Gate
21-0963	Lever
22-0738	Kit

YouTube



**Watch Our Video!**  
<http://www.youtube.com/user/TeddCycle>



**Tank Shift Lever**





### Clutch and Brake Pad Set.

**VT No. Color Item**

**28-0301** Black 3 Piece

**28-0302** White 3 Piece

**28-0551\*** Black 1 Piece **\*Note:** Oval Pad only

**28-0312** Black 3 Piece, Replica



**Rocker Clutch Pedal Pads.** Cast original style with nickel plating.

**VT No. Type**

**49-1921** Toe

**49-1923** Three Piece Set



**Replica Rubber Pedal Set.** Original "Beck" design from the 1940's three piece set fits brake pedal and rocker clutch.

**VT No. 28-0986**

## Brake



**21-0934**



**21-0932**



**22-0654 Installed**

**Jockey Pedal Assembly.** Original "LEE" styling. Chrome jockey pedal mounts to OE style rocker clutch bracket. Available separately.

**VT No. Brand**

**21-0934** Paughco

**21-0932** Lee Style

**22-0654** Lee Kit



**21-0697**

### Red Baron Cross Shifter

**Knob** is machined of billet with natural finish.


**VT No. Thread**

**21-0697**  $\frac{3}{8}$  — 24

**21-0703**  $\frac{7}{16}$  — 20



## Slap Sticks™



**21-0306**



**21-0125**



**21-0305**

**VT No. 21-0125 Installed**

### Jockey Handle Only.

Order knob separately.

**VT No. Year Type**

**21-0306** 1952-78 Ratchet

**21-1987** Stainless screws for VT No. 21-0306

**21-1997** Chrome screws for VT No. 21-0306

**21-0125** 1979-84 Rotary



**21-0305** 1936-51 Jockey

**Speed**  
4

4  
3-4



# Foot Clutch Kit



Rocker Clutch Kit does not include clutch rod.

Chrome	Black	Year
22-0720	22-1016	1936-84
Chrome	Parkerized	Year
	22-0565	1936
22-1676	22-0997	1939-40
	22-0565	1936 Type
22-1678	22-1675	1936-38

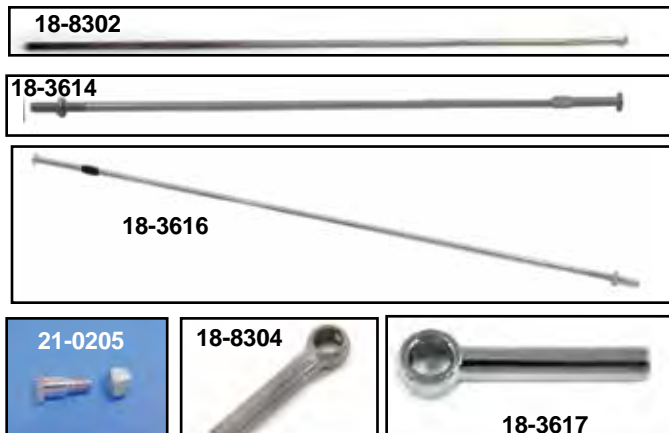
**Note:** Clutch is released with pedal in forward position.



## Components.

VT No.	Item
49-0471	Pedal, 1936-38
49-0472	Bracket, 1938-40
49-0476	Bracket, 1936-37

**Note:** Clutch is released with pedal in forward position.



## Rocker Clutch Lever Rod and End.



Cadmium	Chrome	OEM	Years	Item
18-8302	18-3614	36918-36	1936-64	Rod
18-1223	18-3616	36917-65	1965-84	Rod
18-8304	18-3617	36916-36	1936-up	End
49-0046		36916-36	1936-73	End, Parkerized
7819-4	21-0205	33879-36	1936-84	Bolt

## Clutch Lever Rods And Hardware.

Cad	Chrome	#	OEM	Years	Item
<b>Foot Clutch</b>					
18-0575	Cadmium		3671-36	1936-51	Rod
18-8302	18-3614	A	36918-36	1936-64	Rod
18-1223	18-3616	A	36917-65	1965-84	Rod
18-8304	18-3617	B	36916-36	1936-up	Rod End
7819-4	21-0205	C	33879-36	All	Rod End Bolt
18-8329	—				Rod End
18-0432	—				Rod End

**Jiffy Stand or Shifter Mount Plate Bolt Kit** to attach assembly to left side of frame. Fits 1936-99.

VT No.	Finish	Type
9617-18	Chrome	Hex for Mount Plate
9617-18T	Chrome	Hex
9618-18	Cadmium	Hex for Mount Plate
9619-18	Parkerized	Hex for Mount Plate
9619-18T	Parkerized	Hex for Mount Plate



**Jockey Parts** for all Big Twins with ratchet or jockey top.

VT No.	Item
21-0102	Pedal and plate
21-0103	Pedal only
21-0987	Pedal only
21-0104	Plate only
21-2023	Rod End
21-0934	Pedal and Plate




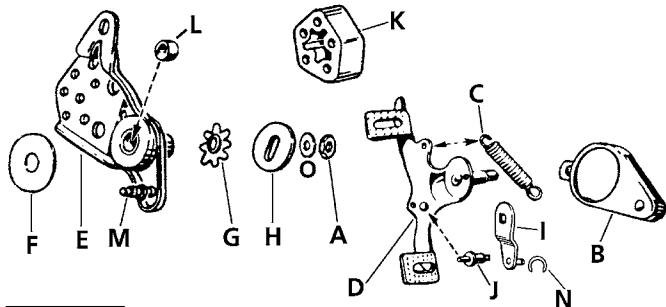
**Rocker Clutch Cable Adapter** fits all rocker clutch assemblies when fitted with a clutch cable. Fits 1941-85.

**VT No. 22-0341**





# Jockey Clutch Assembly



Bushing  
Installation  
Tool  
VT No. 2550-2



VT No. 22-0703 Installed



VT No. 22-0705 Installed



22-0703



22-0590



22-0705




21-0163



21-0163  
Installed

## Components.

VT No.	#	OEM	Item
9617-18	—	—	Bolt Mt Kit, Chrome
9618-18	—	—	Bolt Mt Kit, Cadmium
9619-18	—	—	Bolt Mt Kit, Parkerized
37-8959	A	—	Nut, Zinc
37-0732	A	—	Nut, Parkerized
49-0664	—	—	Cover, 1936-38
21-0316	B	36830-36	Cover, Chrome
49-2597	B	36830-36	Cover, Black
49-1506	—	—	Cover, Stainless Steel
49-0664	—	—	Cover, Black
13-0946	—	2412-36	Spring, Parkerized
13-0962	C	36880-36	Spring, Parkerized
13-0135	C	36880-36	Spring, Parkerized
13-0170	C	36880-36	Spring, Chrome
2350-2	—	1942-64	Pedal, Stud
2351-2	—	1936-39	Pedal, Stud
49-0146	D	36811-65	Pedal, Black
49-2528	D	—	Pedal, Chrome
49-0125	E	36842-41	Bracket, Black
49-2529	E	36842-41	Bracket, Chrome
49-1520	F, G, H, O	—	Friction Parts Kit
49-1252	—	—	Friction Kit, Eight Piece
49-0935	—	—	Friction Kit
49-0145	I	36816-65A	Rod Lever, Chrome
2482-3	J	36866-41	Foot Lever Pin
2544-1	—	—	Spacer Stud, 1936-39 Big Twin
21-0313	K	36869-70	Spacer Block
37-8937	G	36906-36	Spring Washer, 5 pack
37-8938	H	36913-41	Shaft Washer, 5 pack
37-8939	F	36899-41	Friction Disc, 5 pack
10-2508	L	36857-36	Bushing
2353-2	M	30871-40	Spring Stud
12-0907	N	11037	Snap Ring
37-8954	O	36909-36	Washer
49-0031	D	36811-65	Clutch Pedal, Parkerized



49-1519



49-0831

**Friction Kit** fits 1936-38 EL and 1936-40 W. Kit includes spring.

## VT No. Fits

49-1519	1936-38 EL
49-0831	1941-52 WL

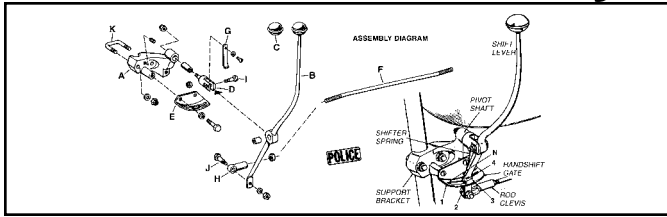
**Slap Stick Jockey Kit** includes assembly with jockey handle for 4 Speed 1952-78 ratchet top Big Twin models. VT No. 22-0705 and 22-0735; 1979-84 is for rotary tops and include handle, cable and rocker clutch, spacer, and front and rear brackets to attach the jockey cable. VT No. 21-0163 includes cable and two brackets for use with a billet shifter assembly such as 22-0755.

VT No.	Item	Speed	Year	Type	Style	Type
22-0703*	Kit	4	1952-78	Ratchet	Slap	Pedal
22-0590	Kit	4	1952-78	Ratchet	Slap	Rocker
22-0705	Kit	4	1979-84	Rotary	Slap	Rocker
21-0163	Kit	—	1979-84	Rotary	—	—
21-0125	Handle	—	1979-84	Rotary	—	—
21-0313	Spacer Block	—	1965-84	—	—	—

\*Note: 1965-78 requires spacer block 21-0313



# Police Style Jockey Shifter



## Police Jockey Shifter Hardware List


VT No.	#	OEM	Item
43-0124	A	33631-66	Support Bracket, Alloy
21-1988	B	33676-66	Shifter Lever, 3 and 5 Gallon
21-1936	C	33745-31	Shifter Ball, Small
21-2011	C		Shifter Ball, Large
21-1992	D	33776-66	Pivot Shaft
21-1990	E	33789-66	Guide 4 Speed
21-1991	E		Guide 4 and 5 Speed
21-1935	F	33857-52	3 and 4 Speed Reverse Rod
21-1994	F		Shifter Rod, Ratchet Top
21-2044	F	33857-66	Shifter Rod, 3 Speed and Reverse
21-1993	G	33865-66A	Spring, Shifter Lever
21-0204	H	33870-51	Shifter Rod, End
21-1995	I	33875-66	Shoulder Bolt, Lever
21-0205	J	33879-36	Shoulder Bolt, Rod End
21-0315	K	38460-52	U Bolt, Bracket
23-0421		42269-30	Clevis Pins, 10 pack
21-0962			Shifter Mount Bracket
21-0878			Shifter Support Bracket, Alloy
21-0989			Police Shifter Lever Assembly, Chrome
21-0990			Jockey Shift U-Bolt
21-0231	1941-64		Rod End, Zinc



22-0712 Installed



22-0712



22-0711 Installed

**Police Style Jockey Shifter Kit** clamps to all Big Twin front frame tubes. VT No. 22-0711 features a smooth gate for shifting. Use either rocker clutch pedal or jockey pedal for operating clutch.

VT No.	Year	Fits	Model
22-0710	1936-79 only	Handshift	All
22-0711	1952-79 Big Twin	Ratchet Top	FX-FLH
	1979-84	Rotary Top	FLH
22-0712	1979-84	Rotary Top	FL-FXE
22-0737	1979-84	Rotary Top	3.5

## Police



50-1541



48-1981

**Police Fender Marker Plate** fits 1936-84 45" and Big Twins. Order decal set separately.

VT No.	Item
50-1530	Marker Plate
48-1981	Decal Set
50-1541	Set



50-1530



49-0390



49-0391



49-0392



49-0400



39-0932

**Police Special Speedometers** feature black face with white numerals and needle.

39-0671	1:1	0-120 MPH
39-0932	2:1	0-120 MPH
39-0327	2:1	10-100 MPH
39-0862	2:1	10-100 MPH
39-0303	1:1	10-100 MPH
39-0322	1:1	0-120 MPH
39-0375	2240:60	0-120 MPH, 1980-84 FLH
39-0864	2:1	0-100 MPH, Police
39-0857	1:1	0-100 MPH, Police

**Police Siren Complete Units** include brackets for units.


VT No.	Fits	Cover Wheel
49-0390	1973-84 FL	Rear
49-0391	1949-52 W	Rear
49-0392	1958-72 FL	Rear
49-0400	1941-57 FL	Rear
49-0406	1936-84 All	Front





# Big Twin Handshift

CLASSIC



Smooth Gate!

22-0725 Installed



22-0722 Installed

**Chrome 4 Speed Ratchet Top Tank Shifter Kit** features smooth gate, handle and rod and pivot bolt for 3.5 gallon tanks for years listed.

**VT No. Years**

22-0725 1947-64

22-0722 1936-46



21-0905



22-1077

**Shifter Lever Kit** includes correct gate, rod, end, pivot bolt and shifter lever. Chrome shifter lever fits Big Twin for left side mounting. Note: Pattern from front to rear.

VT No.	Year	Item	Pattern
22-1077	1937-46	4-Speed	1N234
21-0907	1947-50	4-Speed with hook	432N1
21-0905	1951-65	4-Speed	432N1
22-1078	1947-65	3-Speed and Reverse	32N1R
49-0101	—	Smooth Gate	

## Parts Available Separately


VT No.	OEM	Year	Item
21-1938	33675-37A	1938-73	Chrome Lever
21-0157	33675-37C	1965-73	Chrome Lever
21-0187	33675-37	1936-46	Chrome Lever
21-1937	33675-37A	1938-73	Painted Lever
21-0963	—	1936	Chrome
7818-5	33775-37	1938-73	Pivot Bolt Kit
7818-5T	33775-37	1938-73	Pivot Bolt Kit
21-1944	—	—	Chrome Lever



7818-5

**Shifter Lever Stud And Bushing Kit** contains necessary hardware required to mount shifter lever on Twins with handshift. Spring steel wave washer is furnished to help prevent rattles.

VT No.	Year	Finish
7818-5	1947-65	Cadmium
7818-5T	1947-65	Zinc
9711-5	1947-65	Parkerized
9711-5T	1947-65	Parkerized
9018-5	1947-65	Chrome
2582-3	1938-46	Parkerized
2581-6	1937-38	Cadmium



**Hand Shifter Rods** for stock style. Order end separately.

VT No.	#	OEM	Years	Type
21-0205	A	33879-36	1936-79	Shoulder Bolt
7819-4	A	33879-36	1936-79	As Above, Cadmium
9706-4	A	33879-36	1936-79	As Above, Parkerized
21-0204	B	33871-67	All	Rod End, Chrome
21-0231	—	—	1941-64	Rod End, Zinc
21-2070	As Above	—	All	Parkerized
21-2075	As Above	—	All	Cadmium
21-1940	C	33857-36	1936-50	Big Twin with hook end, Cadmium
21-2046	As Above	—	—	Chrome
21-1935	D	33857-51	1951-79	Big Twin, Cadmium
21-1951	—	33857-51	1951-79	Big Twin, Chrome
21-2044	—	33857-66	1951-79	Chrome
21-0723	—	—	8.25"	Chrome



49-0364



49-0107




49-0073



49-0147



49-0076




8212-3

**1940-46 Shifter Gates** for 61, 74" and 80" models. Pattern is noted from top to bottom.

VT No.	OEM	Speed	Type	Top to Bottom
49-0364	2209-36	4 Speed	1936 Chrome	1N234
49-0107	33785-40	3 Speed	Black	1N23
49-0073	33790-39	3 Speed	Chrome	1N23
49-0147	33791-39	3 & R	Chrome	R1N23
49-0076	33789-37	4 Speed	Chrome	1N234
8212-3	33822-36	3 & 4	Gate screws (3) Chrome	
37-9026	—	—	Screw Set	



49-0111



49-0075



49-0074



49-2569

**Shifter Gates** for late type Big Twin.

VT No.	OEM	Fits	Speed	Pattern
49-0111	33791-47	1947-65 FL & 1947-48 EL	3	32NIR
49-0075	33789-47	1947-66 FL, 1937-41 UL	4	432N1



**Slotted Oval Head Screws** are 5/16-24 x 23/32 long. to fit various applications such as stock air cleaner and tank shifter guide and replaces 33822-36.

VT No.	Type
8212-3	Chrome
9710-3	Parkerized
37-9026	Chrome (2)




21-0925

**Forward Shifter Tank Kit** includes chrome gate, lever and arm for 1936-46, 4 Speed model EL and FL.

VT No.	Item
21-0925	Kit
21-0945	Gate
21-0978	Gate, brass 4 speed
21-0893	Gate, 3 speed
21-0216	Arm
17-0504	Inner Arm



# Forward Shifter Kit



**FLH-FXWG-FXST Forward Shifter Control** is for 1979-84 FLH-FXWG with down turn shifter arm. It does not include the ratchet arm and dust cover. Also, it can be used on ratchet top 4-speed 1952-79 models, when it is not desired to remove the arm and dust cover.

**VT No. 22-0802**

**No Mix-Ups No Searching One Kit Does It All For Less!**

Shifter kit on this page is compatible with VT No. 22-0500, 22-0501, 22-0505, 22-0506, 22-0510 and 22-0512.

**Note:** FLH models 1979-83 rotary trans tops have the down turned shifter top arm. Check motorcycle or your factory parts book for correct application.



**Original Forward Shifter Control Kit.** FLH type allows the use of foot pegs or footboards. Order complimenting forward brake control on opposite page. Units allow 1 down and 3 up shifting pattern. The 22-0801 and 22-1055 kits include proper ratchet arm and dust cover. All other kits attach to existing components on shifter mechanism. Instructions and diagram are included with each kit. Kit is display packaged!

VT No.	Fits	Speed
22-0801	1952-79 FL-FLH	4
	1971-76 FX-FXE	4
22-0802	1979-up FLH	4
	1980-85 FXWG	4
	1985-FXST	4
22-1055	1974-78 FXE	4
22-1015	1979-99 FX-FXE	4
	1981-99 FXR	5

## Replica Foot Shifter



**Replica Foot Shifter Kit** for 1952-69 Big Twin includes black bracket, cadmium rod assembly, zinc inner arm, chrome cover, and shifter lever.

**VT No. 22-0805**



**Replica Foot Shifter Kit** for 1970-84

Big Twin includes chrome bracket and cover and chrome rod assembly. Order chrome ratchet drum cover kit for 1970-Early 79 models only.


VT No.	Fits
22-0809	1970-84
21-0208	Drum Cover Kit







# Forward Shifter Kit



**Softail Style Replica Forward Shifter Kit** is complete with all hardware necessary for installation on 1952-84 4-speed. Use in conjunction with our FXST replica controls listed, as all kits place pegs in a forward position. Foot rests on peg while shifting for added comfort. This is an exact stock replacement in chrome for 1980-85 FXWG. Kit includes chrome heavy duty shifter bracket, inner lever, shifter lever, rod, rubber shift peg and foot peg, all which is display packaged and labeled with detailed instructions and assembly diagram for each model listed below.

VT No.	Fits
<b>22-1002</b>	1952-78 FLH Ratchet Top 4-Speed 1971-73 FX-FXE
<b>22-1056</b>	1974-78 FX-FXE Ratchet Top 4-Speed
<b>22-1003</b>	1979-84 FLH-FXWG-FXST Rotary Top 4-Speed
<b>22-1004</b>	1979-84 FXE Rotary Top 4-Speed 1981-99 5-Speed FXR-FXS-FXRS



CLASSIC

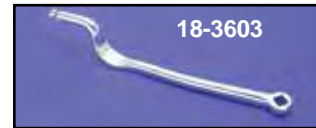
# Mousetrap Kit



**Mousetrap Installed**

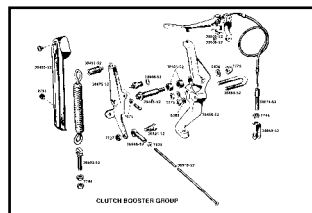
**Mousetrap Booster Assembly** includes all parts as shown, chrome cover, chrome spring, zinc plated arm, natural finished aluminum bracket, cable and handle assembly, for use on foot shifter models 1952-67.

**VT No. 22-0702**




**Mousetrap Clutch Release Levers** for 1936-78 Big Twin with ratchet top.

VT No.	OEM	Year
<b>18-3603</b>	37051-36	1936-64 with tin primary
<b>18-3626</b>	37051-36	As Above Parkerized
<b>18-3606</b>	37052-65	1965-78 with aluminum covers



**Component List for VT No. 22-0702 Mousetrap Clutch Booster Assembly.**

VT No.	OEM	Finish	Item
<b>18-3633</b>	36916-52	Chrome	Rod End
<b>18-3615</b>	36918-52	Chrome	Pull Rod
<b>21-2026</b>	36921-52	Zinc	Rod End Bolt
<b>21-2076</b>	36921-52	Chrome	Rod End Bolt
<b>9203-3</b>	36921-52	Chrome	Rod End Bolt
<b>9204-3</b>	36921-52	Cadmium	Rod End Bolt
<b>43-0122</b>	38456-52	Aluminum	Booster Bracket
<b>21-0315</b>	38460-52	Zinc	U Clamp, each
<b>2706-5</b>		Chrome	U Clamp Kit
<b>2705-5</b>		Cadmium	U Clamp Kit
<b>43-0123</b>	38472-52	Zinc	Bell Crank
<b>42-0302</b>	38495-52	Chrome	Spring Cover
<b>13-0143</b>	38498-52	Chrome	Booster Spring
<b>13-0142</b>	38498-52	Black	Booster Spring
<b>21-0312</b>	38502-52	Zinc	Eye Bolt
<b>12-0330</b>	38505-52	Each	Needle Bearing
<b>36-0400</b>	38618-52	Complete	Cable
<b>36-0688</b>	36668-92	Replica	Cable
<b>26-0526</b>	45002-65	Polish	Handle Assembly, 1965-68
<b>26-2127</b>	45002-41	Chrome	Handle Assembly, 1952-64
<b>26-2126</b>	45002-41	Polish	Handle Assembly, 1952-64



**Clutch Lever Rods and Hardware** for mousetrap.

Cadmium	Chrome	#	OEM	Years	Item
<b>18-8303</b>	<b>18-3615</b>	A	36918-52	1952-65	Rod
—	<b>18-3629</b>	A	36918-65	1965-67	Rod
<b>18-8305</b>	<b>18-3633</b>	C	36916-52	1952-67	Rod End
—	<b>42-0302</b>	B	38495-52	1952-67	Cover

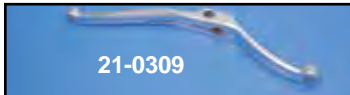



**Mousetrap Cables** are stock length and fit 1952-65.

VT No.	Type
<b>36-0400</b>	VT
<b>36-0688</b>	Replica



## Shifter Lever



**Chrome Shift Lever** for Big Twin Models.

VT No.	Fits
21-2013	1952-84 FLH, not threaded
21-0311	As Above, Spline
21-2068	As Above, Stainless Steel
21-0308	1952-84 FLH
21-0309	1952-84 FLH Spline
21-0302	1974-85 FXE Spline

Type
Stock
Stock
Stock
Heel Toe
Heel Toe
Stock

## Shifter Linkage



**Chrome Replica Foot Shifter Lever Cover** for Big Twin.

VT No.	#	Fits
42-0320	A	1952-64 FL
42-0319	B	1965-84 FLH
42-0661	C	1971-73 FX only



**FX-FXE Shifter Linkage**

replaces 34614-74 on

1974-84 4 Speed models. Features adjustment at both ends. Cadmium finish.

VT No.	Type
21-2021	Assembly
17-9781	Right Thread end only



**Chrome Cover Shifter Lever** replaces 60400-74. Use on all 1974-up FX models except FXWG and FXR. VT No. 42-0324



**Shifter Bracket Bushing**

VT No.	Fits
10-2502	1952-69 Big Twin
10-2511	1970-84 Big Twin



**Forked Rod End Clevis** is threaded  $\frac{5}{16}$  — 24 for use on shifter or brake rods.

VT No.	Pin Size	Finish
21-2033	$\frac{1}{4}$	Chrome
49-3065	$\frac{5}{16}$	Chrome



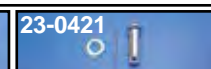
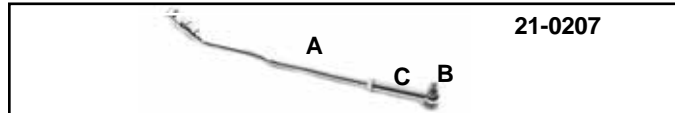
**Clevis Pins**, zinc plated includes cotter pins and washers, sold in 10 pack.

VT No.	Use
23-0421	1930-69 Brake, 1982-up Brake
	1952-84 Shifter
21-1986	1970-81 Brake




**Chrome Shift Shaft Cover** has  $\frac{1}{2}$ " inner diameter to fit over unused shifter shaft in primary cover when installing forward controls, sold each.

VT No.	Type
37-8872	Acorn
44-0047	Dome



**Shifter Rod Linkage** is available as a complete rod, end and shoulder bolt, or separately, chrome.

VT No.	#	Item	Finish
21-0207	A	Rod Kit complete	Chrome
21-0226	A	2" Rod Kit complete	Chrome
21-0212	A	As Above	Cadmium
21-0230		Shifter Rod Extended 4" fits 1958-78 Big Twin	Chrome
21-0205	B	Shoulder Bolt and Nut	Chrome
9103-4	B	Shoulder Bolt and Nut	Chrome
9706-4	B	As Above	Parkerized
7819-4	B	As Above	Cadmium
21-0213	B	As Above	Cadmium
21-0204	C	Rod End Lolly-Pop	Chrome
21-0231		Rod End Kit	Zinc
21-2070	C	As above	Parkerized
21-2075	C	As above	Cadmium
23-0421		Clevis Pin	Zinc



**Stock Rubber Shifter Pegs** are long or short stud. The  $\frac{7}{8}$ " long stud is used when the lever is unthreaded and stud accepts a nut. Short  $\frac{5}{8}$ " threaded screws into lever. Includes a 10 pack of 5 long and 5 short.


VT No.	Color	Type
21-0901	Black	Short
21-0317	Black	10 pack
21-0902	White	Short
21-0903	Black	Long
21-0904	White	Long
21-0908	Black	X-Long



**Inner Shifter Arms** are splined and fit through primary cover on 1974-84 FX 4-Speed, have linkage through front primary cover.

VT No.	Year	Model	Item
17-9756	1974-Early79	FX-FXE	Lever
17-9757	1979-84	FX-FXE	Lever
17-9769	1982-84	FXR	Lever
10-0743	1974-84	FX	Bushing
12-0905	1974-84	FX	Snap Ring





**Frame Mount Shifter Brackets** as stock replacements or when installing forward controls. VT No. 21-2030 and 21-2029 include bushing and zerk grease fitting in stock configuration. VT No. 21-0100 is our original heavy duty bracket constructed of 7mm steel. Order inner shift arm separately.

VT No.	#	Finish	Style	Fits
21-2029	A	Chrome	Stock	1970-84 FLH
21-2030	A	Zinc	Stock	1970-84 FLH
21-0100	B	Chrome	Heavy	1952-84 FLH
21-0877	B	Black		1952-84 FLH
21-0485	B	Zinc	Heavy	1952-84 FLH
21-0120	C	Chrome	Smooth	Inner Arm
21-1996	C	Chrome	Splined	Inner Arm

**Jiffy Stand or Shifter Mount Plate Bolt Kit** to attach assembly to left side of frame. Fits 1936-99.

VT No.	Finish	Type
9617-18	Chrome	Hex for Mount Plate
9618-18	Cadmium	Hex for Mount Plate
9619-18	Parkerized	Hex for Mount Plate
9619-18T	Parkerized	Hex for Mount Plate



**V-Twin Shifter Washer Set** includes 5 large and 5 small nylon washers to reduce vibration at inner shifter arm and pedal. Sold as a 10 pack.

VT No. 37-9104

## Shifter Bracket



**1952-69 Shifter Bracket.** Stock type, accepts 42-0320 cover, replaces 33630-52. Arm and inner levers are non-splined.

VT No.	Item	Finish	Finish
21-2064	Bracket		Zinc
21-2071	Inner Arm		Chrome
21-2073	Inner Arm		Zinc
21-2072	Heel Toe Arm		Chrome
21-2080	Heel Toe Arm		Zinc
21-2013	Shifter Arm		Chrome
21-0568	Heel-Toe Set		Chrome
12-0905	Snap Ring		

## Ratchet Shifter Levers



**Chrome Dust Shield and Shifter Arm Set** include mounting hardware.

VT No.	Fits	Type
21-0210	1952-Early 78 FL, Covers Ratchet Drum	Full
21-0208	1952-Early 79 FL	Stock
21-0214	1974-Early 79 FX	Stock
21-0209	1974-Early 79 FX, Covers Ratchet Drum	Stock




**Chrome Shifter Arms** for Big Twin models.

VT No.	#	Model/Type
21-0202	A	1952-78 FL
21-0215	A	1952-78 FL, Zinc
10-2484		Bushing For Above
21-0195		1974-Early 79 FXE



**Chrome Shifter Drum Covers** for ratchet tops on 1952-79, 4-Speed.

VT No.	#	Year	Item
21-0200	A	1952-73 FL	Dust Cover with indent
		1971-73 FX	
21-0206	A	As Above	Zinc
21-0199		1952-73 FL	Smooth
21-0201	B	1974-79 FX	Dust Cover
21-1987			Stainless Allen Screws, 12 pack



**Competition Foot Shifter Kit** allows one up and all down shifting pattern for positive shifts.

VT No.	Year/Top
22-0704	1952-78 Ratchet
22-0340	1979-84 Ratchet
21-0421	1952-78 Arm
21-0381	Shifter Lever



# Billet Forward Control



22-0755



22-0760 Right



22-0760 Left

**Chrome Billet Forward Control Set** fits 1986-99 Softail, 1958-84 FX-FL includes rubber belted pegs as shown. Includes left and right sides complete with master cylinder. Order shifter rod and stainless steel brake lines separately.

**VT No. Position**

22-0760 Stock

22-0755 +2"

22-0767 +2" with Pirate Pegs

22-0789 +2" with Left Side Hydraulic Clutch

22-0758 +3"

**Note:** 3" extended unit 22-0758 not suitable for FLST models with stock fender.

**Billet Shifter Rod Kit** fits 2" & 3" extensions.

21-0223 1986-99 Softail

**Replacement Hardware**

23-3005 Master Cylinder Only (3/4")

23-0859 Master Cylinder Kit (3/4")

23-0574 Master Cylinder Top Only

with Top and Screws

28-0607 Matching Grip Set

27-0579 Driver Peg Set

27-0615 Matching Passenger Peg Set

21-0673 Shifter Peg

28-0634 Shifter Peg Rubber

21-0677 Shifter Lever, Inner

21-0154 Shifter Lever

23-0773 Brake Plunger Rod

21-0785 Plunger Clevis

**FXST Brake Line Required**

**Components**

23-0946 Spike Brake Pedal Pad

23-4050 Banjo 10mm 35°

23-8120 Stainless Line 32"

23-9228 Tee Fitting


23-4396 Line Fitting

23-8020 Stainless Line 12"

23-4047 Banjo 10mm Straight



22-0819 Right Side



22-0819 Right

**Satan's Chrome Billet Forward Control Set** fits 1986-99 Softail, 1958-84 FX-FL includes rubber belted pegs as shown. and left and right side complete with master cylinder. Order shifter rod and stainless steel brake lines separately.

**VT No. 22-0819**



22-0758 Right

**Chrome Shifter Rod, Stock**

21-0207 1958-85 FL

21-0224 1979-84 FX

**Chrome Shifter Rods** fit 2 and 3" extended controls

21-0219 1958-78 Big Twin

4 Speed Ratchet

21-0226 1958-78 Rod Only +2"


21-0218 1979-84 FXE 4 Speed



22-0758 Left



21-0223 Billet Rod for 22-0755



21-0673



27-0615

## Forward Controls

**Complete Right and Left Side Brake and Shifter Set** for 4-Speed. Units are fully chrome plated, and fit all hydraulic brake models with disc or drum brakes, for rigid or swing arm frames. Kits use a Kelsey type master cylinder VT No. 23-1735, which is not included with kit. Parts for each shifter side parts include correct linkage for either 1952-78 ratchet top or rotary top 1979-84 4 Speed.

**VT No. Year/Model**

**Top**

22-0713 1952-79 FL-FX

Ratchet

22-0714 1979-84 FXWG-FXST-FLH

Rotary



22-0713 Left



22-0713 Right



21-0165

21-0166

**Chrome Billet Spacers** fit left side shifter with 3-hole and right side brake with 2-hole for 1984-99 Softail or custom application.

Shifter	Brake	Thick
21-0175	21-0164	.50"
21-0165	21-0166	.75"
21-0167	—	1.0"
21-0169	21-0170	1.25"
21-0171	21-0172	1.5"
21-0173	21-0174	1.75"






## Forward Control Kit

**Chrome Forward Control Kit** fits 1958-86 Big Twins, 1986-99 FXST custom application. Includes shift and brake sides including 3/4" bore chrome Kelsey Hayes style master cylinder. Kit is supplied with O-ring pegs, but can be replaced with other style of clevis mount pegs. A universal nylon brake line kit, chrome mount hardware and 4 and 5 speed styles shifter rods are also included.


VT No.	Item
22-0716	Kit Complete
21-0109	Shifter Lever Only

## Brake Control for 1971-85 FX



**Chrome FX-FXS Brake Pedal and Plate.**

VT No.	#	OEM	Year	Item
23-0107	B	50800-71B	1972-Early79	Plate
23-0106	A	42399-72A	1972-Early79	Pedal
23-0904		42399-72B	1972-Early79	Pedal
10-1154		24692-54	1972-Early79	Pivot Washer



28-0307



28-0308

**Brake Pedal Rubber** replaces 42394-65. Fits all FX's with center mount brake set up, available in black or white.

VT No.	Finish
28-0307	Black
28-0308	White



**Brake Lever Spring** for FX-FXE models.

VT No.	OEM	Years
13-0149	42425-71	1971-Early 79
13-9218	42425-79	1979-84




**FX-FXE Brake Switch** replaces 72005-73A for rear stoplight on 1973-77 models.

VT No. 32-7766




**Clevis Pins** are zinc plated, include cotter pins and washers. Sold in pack of 5 or 10.


VT No.	OEM	Use
23-0421	42269-30	Brakes 30-69, 82-up, Shifter 52-84
23-0464	Parkerized	As Above, 5 pack
21-1986	42269-70	1970-81 Brakes
2501-12	Panhead	Kit, 1930-69




32-0425



32-0426



32-0434



32-0435

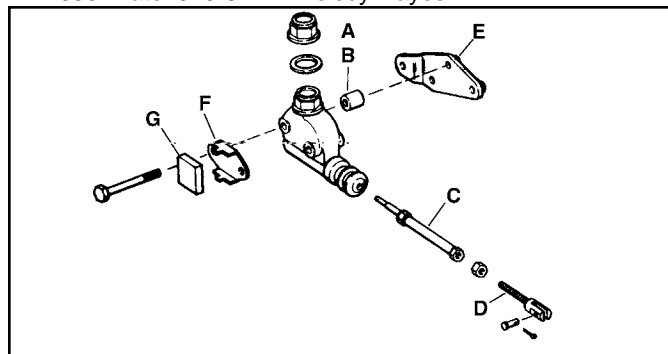
**1951-70 Hydraulic Brake Switch.**

VT No.	Type	Brand
32-0425	Screw	V-Twin
32-0434	Screw	Accel
32-0426	Flag	V-Twin
32-0435	Flag	Accel



**Chrome FX-FXE Brake Control Kit** is a replacement for mid style transmission mount on 1972-85 Superglides with parts pictured. Master cylinder is not included.

VT No.	Year	Type
22-1057	1972-79	Wagner
22-1058	Late1979-82	Kelsey Hayes



**Rear Master Cylinder Hardware.**

VT No.	OEM	#	Years	Item	Finish
23-0133	5983W	A	1972-E79	Spacer (2)	Zinc
23-0134	5890	B	1979-82	Spacer (2)	Zinc
23-0119	42257-72	C&D	1972-79	Plunger Cpt	Chrome
23-0124	42257-79	C&D	1979-82	Plunger Cpt	Chrome
23-0122	42330-72	D	1972-82	Clevis	Chrome
23-0247			1972-82	Plunger	Chrome
23-0109	42299-72	E	1972-E79	Support	Chrome
23-0130	42299-79	E	1979-82	Support	Chrome
23-0421	42269-30	H	(10 pack)	Pin	Zinc

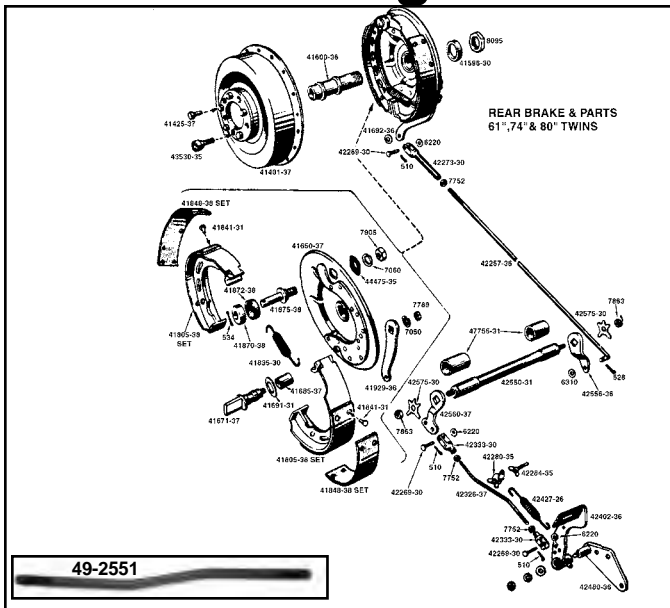
**Foot Brake Lever and Bracket Mounting Kit** includes nut, washers and bolts are duplicates of stock hardware for 1936-71 Big Twin.

VT No.	Finish
9732-7	Chrome
9733-7	Cadmium
9734-7	Parkerized
9734-7T	As Above, V-Twin





# Big Twin Mechanical Brake



23-0430




23-0291

**Rigid Brake Drum Assemblies for 1937-57** are complete replacements with sprocket and dust shield riveted on. Drawn steel construction. Replaces 41400-37.

**Chrome**      **Black**  
**23-0429**      **23-0430**

**23-0291**      **23-0051**      with wrench  
**23-0248**      **23-0248**      (Cast)



23-0104



23-0456



23-0867



23-0942



23-0868



23-0816



23-0977



23-0983

**Replica Brake Pedals.** Rigid and include grease fitting and slot.

**Chrome Parkerized Year**

23-0104	23-0456	1936-57
—	23-0867	1940-57
23-0942	—	1936 Only
23-0868*	—	1936 Only
23-0816*	—	1936-38
23-0977	23-0983	1936-38

\*Note: Nickel Plated.

## Brake Shoe Springs.

### Front


13-0146	41835-69	1969-72 FLH Glide
13-0201	41835-57	1949-71 Glide
13-0208	44486-28	1929-52 45 Solo
13-0209	44484-35	1936-57 Big Twin
13-0146	41835-69	1952-72 Sportster

### Rear

13-0145	41835-30	1930-57 Big Twin
13-9233	41836,37-58	1958-62 Hydraulic
13-0148	41836,37-63	1963-72 Hydraulic
13-9260	—	1960-62 Hydraulic
13-0146	41835-69	1952-78 Sportster
13-0208	44486-28	1935-52 45 Solo




13-9260



13-0146



13-0209



13-0148

## Rigid Brake Parts For 1937-57 Big Twin Models.

VT No.	OEM	Finish	Item
23-0429	41400-37	Chrome	Brake Drum Complete
23-0430	41400-37	Black	As Above
19-0015	41420-30	Chrome	Splash Ring
23-0441	41425-37	Plain	Dowel Pin Set
44-0215	41552-36	Chrome	Rear Axle
7704-2	41576-36	Chrome	Axle Adjuster
8014-2	w/Nuts	Cadmium	Pair
44-0322	41595-36	Chrome	Axle Spacer
8160-4	41596-30	Chrome	Sleeve Collar Kit
8160-4T	41596-30	Chrome	Sleeve Collar Kit
8161-4	As Above	Cadmium	Includes Nut, Collar and Lock Tab
37-8791	41603-35	Parkerized	Lock Tab
44-0316	41596-30	Chrome	Collar, each
44-0330	41600-36	Chrome	Axle Sleeve
23-0415	41650-37	Chrome	Backing Plate
23-0420	As above	Black	Backing Plate
23-0417	41671-37	Plain	Cam
23-1023	41671-37	Raw	Cam
10-0740	41685-37	Standard	Cam Bushing
10-2496	41685-37A		.015 O.S. Cam Bushing
23-1900	41691-31		Cam Shim, 5 pack
23-0500	41805-38		Stamped Shoe Set
23-1750	41805-38		Replica Cast Shoe Set
23-0504	41848-38		Lining Set with Rivets
13-0145	41835-30		Shoe Spring Set
23-0418	41870-38		Outside Pivot Cup Kit
3 Piece Kit	41872-38		Inside Pivot Cup
2720-6T	41875-38	Complete	Pivot Stud
2720-6	Kit	Complete	Pivot Stud
23-0066	7 Piece		Pivot Stud
23-0068	7 Piece		Pivot/Parkerized
23-0009	41875-38	Black	Pivot/Chrome
23-0067	Kit		Pivot Stud Only
23-0428	41929-36	Chrome	Pivot/Cam
23-0449	As above	Parkerized	Rear Lever
49-2552	42257-36	Parkerized	Rear Rod
23-0423	42257-36	Chrome	Rear Rod
23-0902	Replica	Chrome	Rear Rod
23-0903	Replica	Parkerized	Rear Rod
23-0421	42269-30	Zinc	Clevis Pin, 10 pack
23-0464	42269-30	Parkerized	Clevis Pin, 5 pack
2501-12	Kit	Parkerized	Clevis Pin Kit
23-0425	42273-30	Chrome	Rear Clevis
23-0444	As above	Parkerized	Front Rod
23-0422	42326-37	Chrome	Front Clevis
49-2551	As above	Parkerized	1937 Front Clevis
23-0424	42333-30	Chrome	Foot Lever
23-0443	As above	Parkerized	Foot Lever
23-1341	As above	Chrome	Replica
23-0104	42402-36	Chrome	Replica, 3 Hole
23-0156	—	Chrome	Lever Spring, each
23-0456	As above	Parkerized	Lever Spring, each
23-0471	—	Parkerized	Lever Bracket
13-0150	42427-26	Black	Lever Bracket
13-0173	42427-26	Chrome	Lever Bracket
23-0105	42480-36	Chrome	Lever Bracket
23-0446	As above	Parkerized	Lever Bracket
23-1563	42480-36	Parkerized	Lever Bracket
23-0048	1936	Parkerized	Cross Shaft
23-0419	42550-31	Plain	Shaft Bushing
10-0741	47755-31	Pair	Shaft Lever, 2 hole
23-0426	42560-37	Chrome	Shaft Lever, 1 hole
23-0447	As above	Parkerized	Shaft Nut
23-0427	42556-36	Chrome	Lock kit
23-0448	As above	Parkerized	Kit
7820-4	7863	Cadmium	Kit
4 Piece Kit	42575-30		Lock Tab, pair
9677-4	As Above	Parkerized	Nut, 5 pack
8409-4	As Above	Chrome	Nut, 5 pack
8409-4T	As Above	Chrome	Nut, 5 pack
17-0935	42575-30		Nut, 5 pack
37-6137	7905	Chrome	Cotter Pin
37-6138	7905	Parkerized	Cotter Pin
37-0709	7789	Parkerized	1/2" Lockwasher
37-0009	7789	Chrome	Lock Plate
37-8660	510	Zinc	Lock Plate
37-8661	534	Zinc	Brake Switch Clamp
37-0799	7060	Parkerized	Spring Clamp
23-0416	44475-35	Black	
23-0452	44475-35	Chrome	
23-0069		Parkerized	
23-1706			



23-0420



23-0417



23-0428




23-0418




23-0446




23-0456




23-0447



23-0448



23-0424



8160-4



23-0415




23-0500




13-0145



23-1563



23-1341



23-0829



23-0048

**Replica Foot Brake Lever Stud** available with threaded end or peen-end. Hardware included. Note: Oversize studs require purchase of  $\frac{3}{32}$  ream to refit worn pedals.

Stock	Oversize	Year	Type
2315-6	2309-6	1936-38	Threaded
2316-5	2310-5	1937-57	Big Twin and 45
23-0829	—	1936-38	Plate
23-0048	—	1936	Plate

**Wheel Lug Bolts** for brake drums. Use tap 16-0807 for % — 20.

Black	Chrome	OEM	Years	Fits
37-8675	23-0440	43530-35A	1936-72	$\frac{3}{8}$ — 20
37-8691	—	43530-35A	1936-72	$\frac{3}{8}$ — 20
—	37-8919	43531-35	Oversize	$\frac{7}{16}$ — 20
49-0457	—	43531-35	1936-37	$\frac{3}{8}$ — 20
23-0090	—	43631-35	1936	$\frac{3}{8}$ — 20





**Mechanical Backing Plate Kit** for 1936-57 includes plate, springs, shoes, cam pivot stud and plate. Arm not included.

<b>VT No.</b>	<b>Replica</b>	<b>Finish</b>
22-0708	22-0745	Chrome
22-0709	22-0746	Black



**Rear Brake Drum Kits** feature backing plate with all components installed, including a pre-arc'd set of brake shoes to fit the drum supplied. The drum has the 51 tooth sprocket riveted on with an original style dust ring. Kits are available in black or chrome finish. Lug bolts included, but axle and sleeve kit must be purchased separately.

<b>VT No.</b>	<b>Finish</b>
23-0876	Black
23-0877	Chrome



**Drum Backing Plate and Drum** for 1936 Only fits 61" Overhead Valve.

<b>VT No.</b>	<b>Item</b>
49-0357	Backing Plate
49-5515	Black Drum
49-0555	Kit



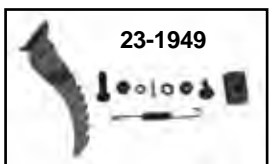
**Cast Rear Brake Drum** fits 1937-57 Rigid.

<b>VT No.</b>	<b>Type</b>
23-0291	Chrome
23-0248	Black



**Foot Brake Lever and Bracket Mounting Kit** includes nut, washers and bolts which are duplicates of stock hardware for 1936-71 Big Twin.

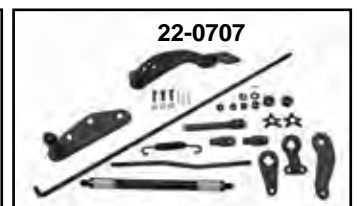

<b>VT No.</b>	<b>Finish</b>
9732-7	Chrome
9733-7	Cadmium
9734-7	Parkerized
9734-7T	Parkerized



**Emergency Brake Lock** fits mechanical brake pedals on Rigid 1936-57 Big Twins.

<b>VT No.</b>	<b>Item</b>
23-1949	Complete
23-0055	Pedal and Plate Kit

## Mechanical Brake




22-0171



**Mechanical Kit** for 1936-57 Big Twin is perfect for finishing a restoration or for forward controls on a custom rigid frame. For use on mechanical brake frames with a cross shaft tube only. Hardware is included. Footboards may be used with this kit.

<b>VT No.</b>	<b>Type</b>
22-0706	Chrome
22-0707	Parkerized
22-0668	Parkerized <b>Note:</b> Includes stop lamp switch kit
23-0666	Parkerized Cross Shaft Kit
2796-2	Grease Fitting
9677-4T	Nut Set
51-0481	Shaft Kit
22-0171	Kit



**Brake Shoe Sets** fit 1937-57 Big Twin Rigid and are complete with linings installed. Sold in pairs. Note: When new shoes are installed, they may have to be "arc'd". VT No. 23-1795 shoe sets are fit to our drums.

**Mechanical, Rear.**

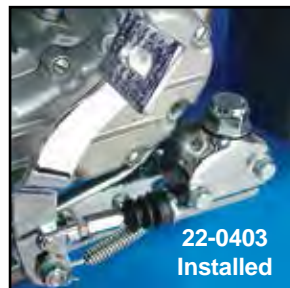
<b>VT No.</b>	<b>Type</b>
23-0500	Stock
23-1795	Arc'd
23-1750*	Cast
23-0504	Linings Only
23-0986	Stud Kit

\*Note: Original Cast Construction





# 1958-69 Brake





**1958-69 Hydraulic Brake Kit** includes all parts illustrated as replacement for flat side engine or for use on cone motors with an outside frame pipe. Available with or without cast iron Wagner style master cylinder

## VT No. Master Cylinder

22-0747	Without, Zinc
22-0401	Without, Chrome
22-0403	With Chrome
22-0402	With Painted
22-0781	With, Zinc & Rubber Pedal Pad

## 1958-69 Big Twin Rear Brake Components.

VT No.	Item	Finish
23-0100	Pedal	Chrome
23-0101	Pedal Plate	Chrome
23-1742	Spacers	Zinc
13-0147	Spring	Chrome
13-0175	Spring	Chrome
23-0115	Plunger	Chrome
23-0192	Plunger	Zinc
16-0432	Tool	Locking



**Master Cylinder Cover**  
VT No. 42-0315

# Forward Brake Kit



**Brake Kit for 1979-84 FLH** includes chrome pedal, chrome plate with front footboard bracket, plunger, spring and stud. Order master cylinder separately.





VT No.	Item
22-0300	Chrome Kit
23-1735	Chrome Master Cylinder
23-1772	Alloy Master Cylinder
27-0596	Rear Floor Board Bracket
37-6366	Master Cylinder Stud



## Chrome Hydraulic Brake Pedals and Backing Plates.

VT No.	#	OEM	Year	Item
23-0120	A	42411-70	1970-78 Big Twin	Stop
23-1742		50668-35	Spacers for above	Spacers
13-0147	B	42427-58	Spring	Spring
23-0103	D	42402-73A	1970-Early 79 FLH	Pedal
23-9192	C	42402-79	Late 1979-84 FLH	Pedal
23-0451	E	42480-79	1979-84 FLH	Plate
23-0102	F	42401-73A	1970-Early 79 FLH	Plate



**28-0457**



**Chrome Forward Brake Pedal** allows driver better access to pedal from footboard. Fits 1979-84 FLH.

VT No.	Item
23-0351	Pedal
28-0313	Pad
28-0457	Pad

**Original Forward Brake Control Assemblies** will equip all Big Twins with hydraulic brakes and powered by either Evolution or 1970-99 Shovelhead engines. Available in either Wagner or Kelsey Hayes styles, with or without master cylinders. Footboards can be fitted to our Wagner style kits VT No. 22-0500, 22-0505 or 22-0506. Wagner styles use

41761-73 master cylinder, or Kelsey Hayes type 41576-79A, for those wishing to utilize their existing master cylinder. Complete assemblies include detailed instructions and diagram for installation. Display packaged.

VT No.	Type	Note
22-0500	Wagner	Without Master Cylinder
22-0505	Wagner	With Plain Master Cylinder
22-0506	Wagner	With Chrome Master Cylinder
22-0501	Kelsey Hayes	Without Master Cylinder
22-1017	Kelsey Hayes	With Chrome Master Cylinder

**\*Note:** For kits 22-0500, 22-0505, 22-0506, 22-0501, and 22-1017, use Russell front line 23-8809 and rear line 23-8915 for disc brake models, and tee 23-0707.

**Footpeg Mounting Studs** fit through Wagner or Kelsey Hayes master cylinders to mount foot pegs to these forward assemblies. Stud side shown accepts that size footpeg yoke.

VT No.	Type
37-8986	Kelsey Hayes Type 3/8 — 24
37-8987	Wagner Type 1/2 — 20





Pedal Shown with Pad 28-0311 Available Separately.



## Forward Brake Control Kit

**FXST Replica Forward Brake Control** for use on all 1970-99 Big Twin with Shovelhead or Evolution engines equipped with hydraulic disc or drum brakes. Designed after the 1984-99 FXST which places the driver peg in back of the brake pedal, so the brake is easier to operate from this comfortable position. Redesigned to accept a Wagner or Kelsey-Hayes style master cylinder or GMA masters, also available with chrome KH or Wagner style masters. Hardware includes linkage pedal mount plate, rubber covered footpeg. This kit is the exact compliment to our shifter kits listed and when used with one of these kits, places the pegs in forward and raised position.

VT No.	Item	Master Cylinder
22-1066	Dual-use kit	Without
22-1001*	Complete kit	Kelsey type
22-1018*	Complete kit	Wagner type
23-1743	Brake Pedal for Above	
23-1744	Pedal Plate	
13-0181	Brake Pedal Spring	
23-0984	Pin	

**Note:** Kits VT No. 22-1001 and 22-1018 use Russell stainless lines VT No. 23-8809 front and 23-8802 from junction to rear caliper. Use tee VT No. 23-0707.

## Brake Pedal Pads



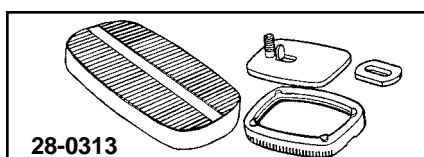
**Brake Pedal Pad** features chrome die cast backing with black rubber insert pads. Fits 1965-84 FLH.

VT No. 28-2226



**Brake Pedal Pad Only** for 1983-up FLT. Replaces 42416-83.

VT No. 28-2233



28-0313



28-0313

### Brake Pedal Pad Kit

VT No.	Year/Model	Type	Color
28-0313	1965-79 FLH	Kit	Black
28-0310	1965-79 FLH	Pad only	Black
28-0621	1965-79 FLH	Pad only	White
28-0067		Pad only	Red
28-0071		Pad only	Black



28-0304



28-0457


**Slide On Black Brake Pedal Pad** replaces 36954-62 on 1936-84 FL and Rigid brake pedals, slides on.

VT No.	Type
28-0304	Stock
28-0457	"H"
28-0070	Stock

28-0005 Fudgesickle kick starter pedal rubber



23-0466




28-0761

**Brake Pedal Pad** features chrome die cast backing with black rubber insert pads.

VT No.	Model
23-0466	1984-up FXST, Flame
28-0761	1980-up FL, Flame



**FXST Brake Pedal Rubber** with stud replaces 42532-82. Stock on all 1983-up FXST models. VT No. 28-0548



23-0823



23-0823  
Front

Back

23-0824  
Front

Back



23-0824

**Skull Pedal Pad** is constructed of neoprene. Sold each.

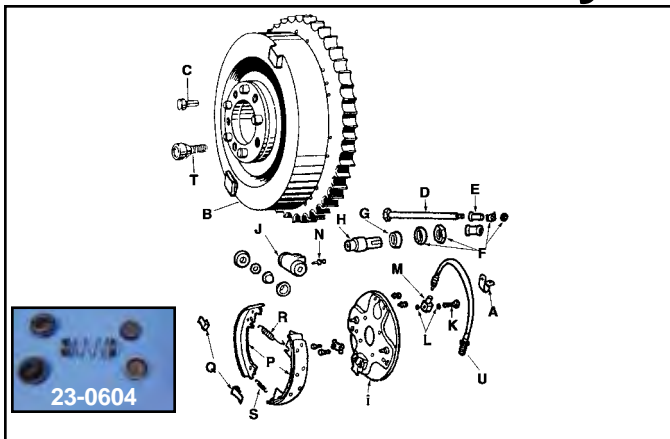
VT No.	Type
23-0823	FXST
23-0824	FLST-FLH



28-0457  
Installed



# 1958-72 Hydraulic Drum Brake



## Hydraulic Brake Parts for 1958-72 Big Twin.

VT No.	#	OEM	Year	Item
37-8129	A	9995	1958-72	Clamp, 10 pack
23-0431	B	41400-58C	1958-62	Brake drum, chrome
23-0432	B	41400-58C	1958-62	Brake drum, black
23-0433	B	41400-63	1963-66	Brake drum, chrome
23-0434	B	41400-63	1963-66	Brake drum, black
23-0435	B	41400-67	1967-72	Brake drum, chrome
23-0436	B	41400-67	1967-72	Brake drum, black
23-0441	C	41425-37	1958-72	Dowel Pin
44-0214	D	41552-58A	1958-66	Axle, chrome
44-0213	D	41552-67	1967-72	Axle, chrome
44-0321	E	41595-58	1958-66	Spacer, chrome
44-0353	E	41595-67	1967-72	Spacer, chrome
44-0354	E	41595-67	1967-72	Spacer, zinc
8160-4	F	41596-30	1958-72	Collar Lock and Nut Kit
8161-4	F	As above	1958-72	Cadmium
44-0319	G	41596-58	1958-62	Spacer, side plate
44-0318	G	41596-63	1963-72	Spacer, side plate
44-0329	H	41600-58	1958-62	Axle sleeve
44-0355	H	41600-63	1963-66	Axle sleeve
44-0327	H	41600-67	1967-72	Axle sleeve
23-3022	I	41650-58	1958-62	Side plate, chrome
23-0714	I	41650-63	1963-72	Side plate, chrome
23-0715	I	41650-63	1963-72	Side plate, black
23-0748	J	41740-58	1958-62	Wheel cylinder
23-0749	J	41740-63	1963-72	Wheel cylinder
23-0713	K	41743-58	1958-72	Wheel cylinder bolt
23-0026	L	41744-58	1958-72	Copper gasket, 10 pack
23-0755	M	41745-58	1958-62	Swivel fitting
23-0712	M	41750-63	1963-72	Swivel fitting
23-0711	N	41749-58	1958-72	Bleeder nipple, 10 pack
23-0604	O	41748-62	1958-62	Cylinder kit
23-0605	O	41748-63	1963-72	Cylinder kit
23-0501	P	41801-58A	1958-62	Brake shoe set
23-0502	P	41801-63	1963-72	Brake shoe set
23-1989		41802-58	1958-62	Brake Linings
23-1987		41809-63	1963-72	Brake Linings
23-0603	Q	41835-58	1958-72	Spring clip set
13-0148*	R	41836-63	1963-72	Shoe Spring Set
	S	41837-63		
13-9233	S	41836-58	1958-62	Shoe Spring Set
		41837-58		
13-9260	S	—	1960-62	Shoe Spring Set
13-0763	Set		1958-62	Shoe Spring
23-0440	T	43530-35A	1958-72	Lug Bolt, Chrome
37-8675	T	43530-35A	1958-72	Lug Bolt, Parkerized
23-0716	U	42300-58	1958-62	Hose
23-0717	U	42300-63	1963-72	Hose



**Brake Shoe Retainer Clip** replaces 41835-58, fits 1958-72 FL-FLH models. Sold in pairs.

VT No. 23-0603



**Wheel Lug Allen Wrench** fits all front and rear wheels 1935-72 FL models.

VT No. Item

16-0102 Lug Wrench

16-1730 Drive Socket

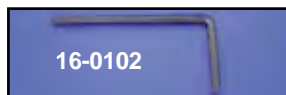
16-1789 T-Handle

**Lug Bolt Kit** includes 5 lug bolts and "T" wrench.

VT No. Lugs

49-0830 Parkerized

23-1207 Chrome



16-0102



16-1789



**Big Twin Hydraulic Rear Backing Plate Assembly** includes chrome or black backing plate, with wheel cylinder, shoe set and springs installed. Hose fitting and banjo bolt are supplied. Order proper brake drum and axle kit separately.

VT No.	Year	Finish	Drum	Axle Kit
23-9241	1958-62	Black	23-0432	44-0562
23-9240	1958-62	Chrome	23-0431	44-0562
23-9242	1963-66	Black	23-0434	44-0582
23-9247	1963-66	Chrome	23-0433	44-0582
23-9242	1967-72	Black	23-0436	44-0567
23-9247	1967-72	Chrome	23-0435	44-0567



**Brake Drum Steel Backing Plate** for hydraulic drum models have the mount stud and shoe cams installed.

Chrome	Black	#	OEM	Years
23-3022	23-3027	A	41650-58	1958-62
23-0714	23-0715	B	41650-63	1963-72



23-0431

**Rear Hydraulic Cast Brake Drums** are complete replacements with sprocket riveted on.

Chrome	Black	Years	Type
23-0431	23-0432	41400-58C	1958-62
23-0433	23-0434	41400-63	1963-66
23-0435	23-0436	41400-67	1967-72
—	23-0930	Kit	1963-66



23-0749

**Wheel Cylinders and Kits** are replacements for stock units. The cylinders are completely assembled, and ready for installation.

## Wheel Cylinders


VT No.	OEM	Year
23-0748	41740-58	1958-62
23-0749	41740-63	1963-72

## Rebuild Kits

VT No.	OEM	Year
23-0604	41748-62	1958-62
23-0605		1963-72

**Brake Drum Dowel** fits all rear drums. 1937-72. Five piece set.

VT No. 23-0441







**Kelsey Type Master Cylinder.** Alloy style for 1979-85 models complete with internals.

VT No.	OEM	Type	Fits
23-1735	41754-79A	Chrome	1979-84 FLH
23-1772	41754-79A	Alloy	As Above
23-0769	42453-80A	Chrome	1980-83 FXWG 1979-84 FXS
23-9179	42453-80A	Polish	As Above



**Billet Master Cylinders** feature Wagner or Kelsey Hayes style mount holes 5/8" bore.

VT No.	OEM	Type
23-3003	Kelsey-Hayes	5/8" bore Inline
23-3032	Kelsey-Hayes	5/8" bore Inline
23-3004	Kelsey-Hayes	5/8" bore Offset
23-3034	Wagner	5/8" bore Inline
23-3033	Wagner	5/8" bore Offset
23-0878	Rebuild Kit for 23-3003/23-3004	
23-0860	Rebuild Kit for 23-3034/23-3033	



**Chrome Rear Master Cylinder Cover** fits FL-FX Kelsey style.

VT No.	Style	Year
23-0617	Smooth	1979-up
24-0639	Eagle Spirit	1979-84
24-0601	Finned	1979-84



**Chrome Billet Master Cylinder Reservoir** replaces original plastic unit on 1982-86.

VT No. 23-3029

**Rear Master Cylinder Boots** are sold each.

VT No. Fits

28-0501	1958-69 FL
28-0502	1970-78 FL-FX
28-0503	1979-84 FLH, 1978-82 FX
28-0504	1983-up FX
28-0505	1979-86 FLT
28-1955	41764-58 41764-70, 5 early and 5 late



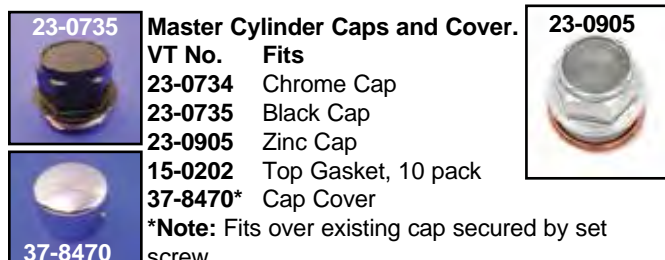
Thread Chart	
OEM Rear Master Cylinders	
Kelsey-Hayes. Late 1979-84 FL, FX; 80-85 FXWG, FLT	3/8"-24 Inverted Flare
Wagner-Lockheed. 58-Early 79 FL, FX	3/8"-24 Inverted Flare
(Girling type) 83-Early 87 FX, 1982-Early 87 FXR	3/8"-24 Inverted Flare (to caliper)
1/8" NPT (to reservoir master cylinder)	All Late 1987-2002 Big Twin, TC/B, XL
3/8"-24 banjo bolt	All H-D Brake Tees
3/8"-24 Inverted Flare (brake line)	1/8 NPT (brake light switch)

# Master Cylinder



**Wagner Style Master Cylinder.** Drum Type for 1958-72, disc type 1973-Early 79. Units are assembled with internals and include cap and boot.

Drum	Disc	Finish
23-0750	23-0751	Painted Silver
23-0752	23-0753	Chrome
23-0050	—	Black
23-0025	—	Silver



**Master Cylinder Caps and Cover.**


VT No.	Fits
23-0734	Chrome Cap
23-0735	Black Cap
23-0905	Zinc Cap
15-0202	Top Gasket, 10 pack
37-8470*	Cap Cover

\*Note: Fits over existing cap secured by set screw.




**Chrome Rear Master Cylinder Covers.**

VT No.	Fits
42-0315	1958-79 FLH
42-0316	1979-84 FLH



**Rear Master Cylinder Rebuilds**

VT No.	OEM	Fits
23-1718	41762-58A	1958-79 Big Twin
23-1961	Deluxe Kit	1958-79 Big Twin
23-1717	42374-77B	1979-84 FL, 80-86 FLT
23-1720	42374-82A	1983-85 FX 4-speed 1984-86 FXST-FLST



**Chrome Brake Plunger Assemblies.**

VT No.	OEM	Fits
23-0115	41770-58	1958-69 FL
23-0116	42333-70	1970-79 FL, 3" long
23-0117	2333-79	1979-84 FLH, 3 3/8" long
23-0118	40923-79	1979-81 FLT
23-0119	42257-72	1972-79 FX
23-0124	42257-79	1979-82 FX
23-0122	42330-72	1972-82 FX Clevis only
23-0247		1972-82 Plunger only





# Replica Brake Line



23-0716



23-0717



23-0601



23-0730



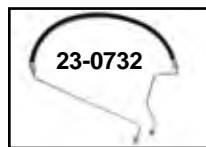
23-0719



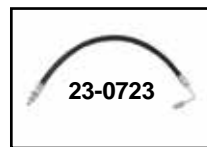
23-0720



23-2288



23-0732



23-0723



23-0741

**Rear Brake Hoses** are made of rubber, OE replacements. All hoses are D.O.T. approved.

**VT No. OEM Years Model**

**23-0716** 42300-58 1958-62 FL

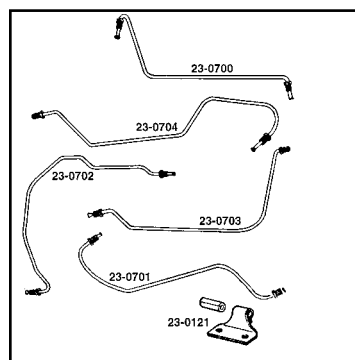
**23-0717** 42300-63 1963-72 FL-FX

**23-0601** 7988 Hex Nut and Lockwasher for Above 7242

**23-0719** 45151-78 1979-83 FX

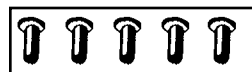
**23-0720** 42300-73A 1973-80 FLH

**23-2288** 40912-81 1981-84 FLH



**Rear Steel Brake Lines** are available in chrome or zinc plated. Front fits between master cylinder and junction. Rear is from junction toward rear caliper. Order rubber hose for final connection to rear wheel cylinder or caliper separately.

Chrome	Zinc	OEM	Fits	Type
<b>23-0700</b>	<b>23-0761</b>	42302-58	1958-69 FLH	Front Section
<b>23-0701</b>	<b>23-0762</b>	42304-70A	1970-78 FLH	Front Section
<b>23-0704</b>	<b>23-0763</b>	42304-79	1979-84 FLH	Front Section
<b>23-0703</b>	<b>23-0764</b>	42301-58A	1958-69 FLH	Rear Middle Section
<b>23-0702</b>	<b>23-0765</b>	42303-70A	1970-72 FLH	Rear Middle Section
—	<b>23-9023</b>	45150-79	1979-83 FXE	Front Section
—	<b>23-9182</b>	41004-82	1983-E84 FX	Front Section
—	<b>23-0121</b>	42314-71A	1970-84 FLH	Bracket



**Clutch and Brake Brass Rivets.**

VT No.	OEM	Type	Use	U/M
<b>37-8805</b>	—	Short 4-4½	Brake	100
<b>37-8806</b>	41871-31	Long 4-5	Brake	100
<b>37-8807*</b>	8226	Short 7-4	Clutch	100

**\*Note:** For clutch hub friction disc.

**Hoses Listed** are stock rubber construction and D.O.T. approved.

**VT No. OEM Length Fits**

**23-0730** 45120-72A 44½" 1972-81 FL-FLH


**23-0732** 45521-74A 40" 1974-77 XL-FX

**23-0723** 45121-77 19" Upper & Lower 1978-79 FX  
FXE, 1977-79 XL Lower only  
1980-82 FX-FXE Lower only

**23-0741\*** 45124-83 41" 1983 FXSB

**23-2294** 45113-83 46" 1983 FXWG

**\*Note:** Hose is one piece dual disc hose with built in junction block.



26-0622



23-1988

**Brake Hose Fittings** for front master cylinder, chrome.

**VT No. OEM Model Type**

**26-0622** 43307-78 FX-XL Angle

**23-1988** 63609-72 FLH Straight

**23-0517** Converts 10mm late threads to ½" NPT with inverted flare, early thread hose type, straight.



23-0517



**Front Chrome Brake Line Clamp** fits under triple tree to secure stainless brake line. Mount hole is ¼ — 20.

**VT No. Type**

**23-0675** A

**23-0686** B



32-0425




32-0434



32-0426



32-0435




32-0443

**1951-84 Hydraulic Brake Switch.**

VT No.	Type	Brand
<b>32-0425</b>	Screw	Replica
<b>32-0434</b>	Screw	Accel
<b>32-0426</b>	Flag	Replica
<b>32-0435</b>	Flag	Accel
<b>32-0443</b>	Flag	Replica






**10mm Russell Street Legal Universal Brake Lines** are build it yourself line assemblies ready for adapter fittings. They are preassembled with high performance #3 stainless braided hose with a rugged Teflon® inner, and crimp-on chrome plated female swivel hose ends. Clear coated for abrasion resistance. Meet the guidelines of the D.O.T. MVSS-106 requirements and are 50-state legal, and compatible with all brake fluids.

VT No.	Length	VT No.	Length	VT No.	Length
23-8352	4"	23-8110	30"	23-8272	56"
23-8002	6"	23-8120	32"	23-8282	58"
23-8010	9"	23-8130	34"	23-8229	60"
23-8020	12"	23-8342	36"	23-8332	62"
23-8030	15"	23-8140	38"	23-8312	64"
23-8362	16"	23-8242	40"	23-8322	66"
23-8040	17"	23-8150	42"	23-5833	68"
23-8212	18"	23-8252	43"	23-5835	72"
23-8050	19"	23-8262	44"	23-5836	74"
23-8060	21"	23-8192	45"	23-5840	80"
23-8070	23"	23-8372	46"		
23-8939	24"	23-8160	47"		
23-8080	25"	23-8202	50"		
23-8090	26"	23-8170	52"		
23-8100	28"	23-8180	54"		



**Chrome Banjo Bolt Kits** are for use with universal or stock lines, front and rear. Washers are included. The VT No. 37-8979 is to be used when a master cylinder or caliper uses a 3/8"-24 banjo bolt and the line has a 12mm hole instead of 10mm.

VT No.	Line	Size/Item
23-0612	10mm	3/8"-24
23-0613	10mm	Washers
23-0614	12mm	7/16"-24
23-0615	12mm	Washers
37-8979	12mm	3/8"-24 (Special Kit)
14-0568	10mm	Washer with O-Ring
14-0567	12mm	Washer with O-Ring



**Chrome Banjo Bolts** include seal washers.

VT No.	Size	MM	Style
2190-3	3/8" - 24	10	Dome
2191-3	3/8" - 24	10	Allen
2192-3	7/16" - 24	12	Dome
2193-3	7/16" - 24	12	Allen



**Brake Banjo Seal Washers** feature built in O-Rings.

VT No.	Type
14-0567	7/8", 12mm fits handlebar cylinders 1984-00, single disc
14-0568	3/8", 10mm fits 1982-00 dual disc Brake Calipers
14-0578	2001-up master cylinder and brake calipers
14-0048	2006-up Banjo Bolts



**Allen Button Head Banjo Bolts** are sold with washers.

VT No.	Size	MM
37-8517	3/8"-24	10mm
37-8518	7/16"-24	12mm

# Universal Brake Fitting & Bolt









**Chrome Adapter Fittings** see listing for application.

**\*Note:** Most common use

**VT No. Fitting Type Adapts To:**

23-4047	10mm Banjo, Straight
23-4050	10mm Banjo, 35°
23-4055	10mm Banjo, 45°
23-4051	10mm Banjo, 90°
23-4052	7/16" Banjo, Straight
23-4053	7/16" Banjo, 35°
23-4056	7/16" Banjo, 35°
23-4054	7/16" Banjo, 90°
23-4057	12mm Banjo, Straight
23-4058	12mm Banjo, 35°
23-4059	12mm Banjo, 90°
23-4244	1/8" Male NPT, Straight
23-4279	1/8" Male NPT, 90°
23-4293	1/8" Male NPT, 45°
23-4298	Male "T"
23-6033	Flare Union
23-6034	3/8"-24 Banjo Bolt
23-6035	7/16"-24 Banjo Bolt
23-6040	10mm x 1.25" Banjo Bolt
23-6041	12mm x 1.25" Banjo Bolt
23-6036	3/8"-24 Double Banjo Bolt
23-6042	10mm x 1.25" Double Banjo Bolt
23-0746	3/8"-24 Brake Switch Banjo Bolt
23-6037	35° Rear Banjo, 10 mm
23-6038	90° Short Rear Banjo, 10 mm
23-6039	90° Long Forward Control Banjo, 10 mm
23-4396	3/8"-24 Male Inverted Flare, straight, 2 pack
23-4380	3/8"-24 Male Inverted Flare, 90° and 120°
	*Junction block to master cylinder
23-4281	3/8"-24 Male Inverted Flare, 45°
	*Rear Calipers
23-4282	3/8"-24 Male Inverted Flare, 90°, short
	*Junction Block to Front Caliper
23-4283	3/8"-24 Male Inverted Flare, 90°, long
	*Junction Block to Front Caliper
23-4284	3/8"-24 Male Inverted Flare, 150°
	*Forward Controls
23-4285	3/8"-24 Male Inverted Flare, 60°
	*Rear Calipers
23-4306	Front Wide Glide Junction Block
23-4307	Front Narrow Glide Junction Block
23-4305	90° long forward control banjo, 10 mm
23-4303	35° short rear brake banjo, 10 mm
23-4304	90° short rear brake banjo, 10 mm





# Front Stainless Brake Line



**FX Series** Refer to next page for diagram.

\*Note: D.O.T. approved.

Year	Model	Front	Type	Rear	Diagram#
1974-76	FX-FXE	23-8900	1	23-8915	19
As Above +4 Ext		23-8901	1	23-8915	19
As Above +8 Ext		23-8901	1	23-8915	19
1977	FXS	23-8902	5	23-8915	19
1978	FXS	23-8704	5	23-8803	6
1977-79	FX-FXE-FXEF	23-8703	5	23-8803	6
1979	FXS	—	5, 14	23-8803	6
1980	FXE-FXEF	—	5, 14	23-8803	6
1980	FXS	23-8712	5, 14	23-8803	6
1980-83	FXWG	23-8713	5, 14	23-8802	6
1980-81	FXB	23-8705	5, 14	23-8803	6
1981	FXS	23-8711	5, 14	23-8802	6
1981	FXWG	23-8711	5, 14	23-8802	6
1982	FXWG	—	5, 22	23-8802	6
1982	FXE	—	5, 22	23-8803	6
1982	FXS-FXB	23-8714	—	23-8803	6
1982-83	FXR	23-8732	5, 22	—	3
1983	FXWG-FXDG	23-8720	5, 24	23-8810	2
1983	FXE	23-8734	5, 24	23-8803	6
1983	FXSB	23-8733	5, 24	23-8810	2
1983	FXR-FXRS	23-8733	5, 24	—	3
1983	FXRT	23-8737	31, 22, 32	—	3

23-8915



23-8803



23-8803



23-8802



23-8810



## Brake Tee

23-9228

**Billet Aluminum Brake Tee**

VT No. Type

23-9227 Front 3/8"-24 inverted flare in all 3 holes

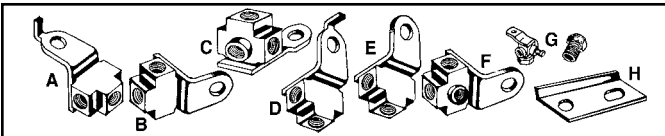
23-9228 Rear 3/8"-24inverted flare in 2 holes and 1/8 NPT in center hole

**Universal Straight Chrome Union with bracket.**

VT No. Thread

23-0635 1/8 NPT

23-0688 3/8" - 24



23-3768



23-3769



23-3770



23-3771



**Chrome Billet Round Brake Tees.** VT No. 23-3771 is for dual disc applications. VT No. 23-3770 has counterbored mounting.

VT No.	Style	Holes	Thread
23-3768	Inverted	3	3/8" — 24
23-3769	Inverted	2	3/8" — 24
	NPT, Center	1	
23-3770	NPT	3	1/8"
23-3771	Thread	2	3/8" — 24

23-0706



23-0708



23-0705



23-0709



23-0707



23-0710



23-0611



23-0027



**Chrome Front and Rear Replacement Brake Tees.**

Front	OEM	#	Model
23-0706	43308-78	A	1978-79 FX
23-0708	44311-80	B	1980-82 FXWG
23-0705	43310-77	D	1977 FXS & 1979-84 All FX models except FXWG
			1979-81 XL, XLCH, XLS
Rear	OEM	#	Model
23-0709	83566-51	C	1958-69 FL
23-0707	42318-72	E	1972-84 FL, 1977-79 FX, 1980-82 FXWG
23-0710	42309-70	F	1971-72 FX and 70-83 with sidecar
23-0611	42311-58	G	Brake Tee Plug 5 pack
23-0027	45152-78	H	Tee Bracket FX-FXST Chrome

23-0570

23-0571

23-0572



**Chrome Steel Brake Line Tees** have a 5/16" mounting hole.

VT No.	Type
23-0570	Center hole inverted flare 3/8"- 24 UNF, side tubes 3/8"- 24 UNF
23-0571	Center hole 1/8" - 27 NPT, side tubes 3/8" - 24 UNF
23-0572	Center hole and side tubes 1/8" - 27 NPT
23-0939	Maltese Style

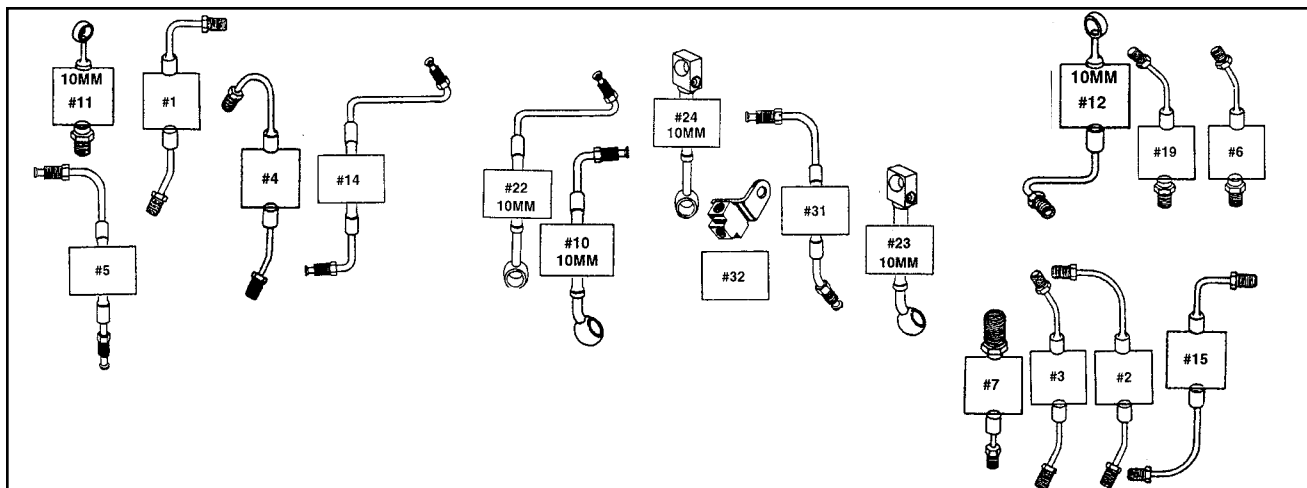




# Brake Line



CLASSIC



## FL Touring/Dresser Series

Year	Model	Front	Diagram#	Rear	Diagram#
1963-72	FL			23-8914	7
1972-80	FL-FLHS	23-8903	6	23-8802	6
As Above +4" Ext		23-8904	6	23-8802	6
As Above +8" Ext		23-8905	6	23-8802	6
1981	FLHS	23-8708		23-8802	6
1981	FLH	23-8708		23-8809	4
1982	FLHS	—	11	23-8802	6
1982-84	FLH	—	11	23-8809	4
As Above +2" Ext		23-8923	11	23-8809	4
As Above +4" Ext		23-8924	11	23-8809	4
1983	FLT-FLHT-FLTC-FLHTC	23-8721	5, 23	—	5

## Upper Dual Disc Front Lines (sold each)

VT No.	Model	Type	Diagram
23-8908	1978-79 FX-FXE	Stock 19"	5
23-8959	1978-79 FX-FXE	-2"	5
23-8909	1978-79 FX-FXE	+2"	5
23-8910	1978-79 FX-FXE	+4"	5
23-8911	1978-79 FX-FXE	+6"	5
23-8912	1978-79 FX-FXE	+8"	5
23-8906	1977-81 FX	Stock 14"	5
23-8952	1980 FXWG	Stock 22½"	14
23-8919	1982-83 FLT	26"	10
23-8920	1982-83 FLT	+4"	10
23-8926	1983 XLH-FXE-FXWG	Stock 24"	12
23-8927	1983 XLH-FXE-FXWG	+2"	12
23-8928	1983 XLH-FXE-FXWG	+4"	12
23-8951	1981 FXE-FXWG	Stock 24"	14

## Lower Lines-Dual Disc Lower Lines (2 required, sold each)

23-8908	1978-82 FX-FXE	Stock 19"	5
23-8959	1978-82 FX-FXE	-2"	5
23-8909	1978-82 FX-FXE	+2"	5
23-8910	1978-82 FX-FXE	+4"	5
23-8911	1978-82 FX-FXE	+6"	5
23-8912	1978-82 FX-FXE	+8"	5
23-8909	1977-82 FX, 1982-83 FXR-FXRS	Stock 21"	5
23-8910	1977-82 FXS- FXB-FXWG 1982-83 FXR FXRS	+2"	5
23-8911	1977-82 FXS-FXB-FXWG 1982-83 FXR-FXRS	+4"	5
23-8942	1981 FXE-FXE	23"	14
23-8942	1981 FXE-FXE	25"	14



# Caliper and Wheel Kit

**Chrome Rear Wheel/Brake Assembly** for 1973-85 FX-FLH includes chrome 16" x 3.0 Wheel Assembly, chrome caliper, chrome 51T sprocket with bolts, 10" or 11½" rear drill brake disc, brake disc bolts, chrome caliper bracket, caliper support spring and chrome stay bar with bolts.

VT No. Caliper Type

52-0600 10"

52-0601 11½"



## Rear Disc Kit



""Sprotor""



**Edart Sprotor Kit** includes 48T stainless disc sprocket.

VT No. Item

23-0897 Kit

23-1711 Disc/Sprocket

23-1704 Replacement Brake Pad Set

23-0869 Bolt Set



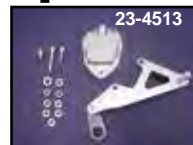
**Edart Rear Disc Kit** fits stock rigid frame applications. Disc is 49T sprocket with caliper and pads, axle, and sleeve and spacer to use with OE style star hubs.

VT No. Item

22-0773 Kit

23-0785 49T Sprocket

## Front Caliper



**GMA Billet Aluminum Brake Calipers** are machined from billet aluminum and clear anodized. Units feature dual pistons which are internally connected, brake pads and brackets, when provided. They include spacers and hardware necessary for installation. Hoses and brake discs are not included.

**Front**

23-4503 FLH10 1973-83 FLH Front. Use 5/8" bore master cylinder

23-4508 400 1977-83 FX-XL Dual Kit, 8 piston

1980-83 FXWG. Use 3/4" bore master cylinder

23-9205 200DD 1949-73 FLH Dual Kit fits 10" brake disc 8 piston.

Use 3/4" bore master cylinder

23-4513 200E 1974-77 FX Single Disc. Use 5/8" bore master cylinder

**Components**

23-4520 PA2

GMA Caliper Piston, pair,

23-4521 PA4

GMA Caliper Piston, pair, fits 23-4508

23-4509 PA1

Caliper Piston, pair, fits 23-4503

23-4510 RB1

Caliper O-Ring Seal Kit fits 23-4503, 23-4513, 23-9205

23-4522 RB-4

Caliper O-Ring Seal Kit fits 23-4508

23-4512 A-Pad

SBS Brake Pad Set fits Calipers: 23-4503/23-4502/

23-4500/23-4501

23-9169 F Pad

SBS Brake Pad Set fits Calipers: 23-4508, 23-9205

23-4514 B Pad

SBS Brake Pad Set fits Calipers 23-4513



## Rear Calipers



**GMA Billet Aluminum Brake Calipers** are machined from billet aluminum and clear anodized. Units feature dual pistons which are internally connected, brake pads and brackets, when provided. They include spacers and hardware necessary for installation. Hoses and discs are not included. Use with 5/8" bore master cylinders.

VT No. GMA Model

23-4500 115 1981-84 FX-FL. Use 5/8" bore master cylinder and 11.5" disc

23-4501 100 1973-80 FX-FLH. Use 5/8" bore master cylinder and 10" disc

23-4502 R10 Rigid Frame with 10" brake disc

**Components**

23-4509 PA1

Caliper Piston, pair, fits 23-4500, 23-4501

23-4510 RB1

Caliper O-Ring Seal Kit fits 23-4500, 23-4501

23-4512 A-Pad

SBS Brake Pad Set fits Calipers: 23-4500, 23-4501





# 1973-84 Big Twin Rear Disc Kit




22-1065

**Chrome Dual Action Rear Caliper Kit** for 1973-82 FX-FL models features twin pistons and an internal crossover passage which feeds brake fluid to a second piston within the inside caliper half. The kit includes 11.5" stainless steel brake disc, chrome bolts, chrome anchor arm, and a machined chromed alloy "Y" bracket.

VT No.	Item
22-1065	Complete Kit
23-9193	Caliper Rebuild Kit



23-3028



22-1068



22-1067


**Caliper Conversion Kit** with 11.5" brake disc updates 1973-82 FX-FL models from 10" to 11.5" brake discs. Includes caliper bracket, 11.5" drilled brake disc in stainless or zinc plated steel, mount bolts and the dual piston caliper. By converting to this style caliper, rattle and chatter will be eliminated and a much greater stopping power will be achieved. Calipers should be used with master cylinders listed below. Use with 5/8" bore master cylinder.

VT No.	Item	Brand
22-1067	11.5" Kit with Stainless Steel Disc	GMA
22-1068	11.5" Kit Complete with Steel Disc	GMA
23-3028	Kelsey Type Master Cylinder	Edart
23-8915*	Rear Line Stainless Steel	Russell
23-8809*	Front Line Stainless Steel	Russell
23-0707*	Brake Tee	

\*Note: For fitting forward FXST style control assemblies.



23-2216



23-2214



23-1109

**Caliper Conversion Kit** includes 11.5" brake disc, caliper mounting bracket and caliper assembly. It helps eliminate caliper rattle and chatter.

VT No.	Rotor	Year
23-2216	Steel	1973-82
23-2214	Stainless	1973-82
23-1109	Chrome/SS	1973-82
23-1024	Chrome/SS	1982-86

## Brake Assembly Kit for 1958-85 Big Twin



**Swingarm/Brake Assembly Kit** for 1958-85 FL-FX contains all parts pictured, for stock tire width. Includes chrome swingarm with pivot pin and bearing kit,

chrome caliper and bracket, caliper anchor arm, 10" or 11.5" drilled steel (zinc) rotor, 16" x 3" complete chrome wheel, 51T chrome sprocket, 12" FX (spring) or FL covered shock set with shock studs and chrome axle assembly.

VT No.	Disc	Shock
55-0602	10"	FX
55-0603	10"	FL
55-0604	11.5"	FX
55-0605	11.5"	FL



23-2211

**Rear Caliper Kit** features all parts as pictured. The kit fits 1973-80 FX-FL and includes black or chrome rear caliper, 10" steel drilled disc, chrome bolts, chrome support bracket and anchor bar with bolts.



22-1087

VT No.	Finish	Disc	Brand
23-2210	Black	Steel	Replica
23-2211	Chrome	Steel	Replica
22-0540	Chrome	Stainless	Replica
22-1087	Alloy	Steel	GMA



# 1973-82 Banana Rear Caliper



**Rear Brake Caliper Guide Pin Kit** for 1982-Early 87.  
**VT No. Year Model**  
**23-0693** 1982-87 FX  
**2855-7** 1980-85 FLT

**Caliper Assemblies** are fully assembled with disc pads and all internals for rear FX-FL models and front FL models. Calipers accept 1/8" NPT line.

## Front

VT No.	OEM	Years	Finish
23-2219	44104-72A	1973-80	Black
23-2237	44105-72	1973-80	Chrome

## Rear

23-2218	44105-72	1973-80	Black
23-2215	44105-72	1973-80	Chrome
23-2240	44105-72	1973-80	Chrome
23-2227	44011-81	1981-82	Chrome Dual Piston for 11"
23-9193	Kit	1981-82	For Above
23-2217	44011-81	1981-82	Black
23-3051	44011-81	1981-82	Chrome
23-3055	44050-82A	1982-86	Chrome



**Chrome 1973-80 FLH-FXE Caliper Bracket** will accept stock 1981-82 caliper.

VT No.	Size
23-0524	10"
23-0542	11 1/2"



**Caliper Mount Bracket** for 11.5" brake discs replaces 44015-81. Cast aluminum bracket fits all 1981-82 FX Big Twins with 11 1/2" discs only.

VT No.	Type
23-2256	Chrome
23-0578	Bushing for Pin



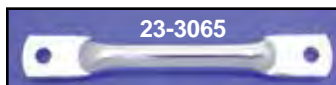
**Caliper Mount Bracket** for 11.5" brake discs replaces 44027-82 and fits 1982-Early 87 FXST Big Twin with 11 1/2" rotors only.

VT No.	Finish
23-9033	Black
23-0898	Chrome



**Caliper Mount Bracket and Anchor Arm** is for FX-FL with a 10" rotor.

VT No.	OEM	Year	Item
23-2257	44166-73	1973-80	Mount Bracket
23-9186	Special	Rigid	Mount Bracket
23-1729	44154-73	1973-82	Anchor Arm 12 5/8" length
23-0861	Special	1973-82	Anchor Arm 10 5/16" length
23-0111		1973-80	Caliper Support



**Chrome Caliper Anchor Arm** for 1983-86 FL-FX models replaces 41039-82.

**VT No. 23-3065**



**Chrome Clevis Pin** replaces 40919-81 on rear caliper bracket. It includes washer and cotter for 1981-85 Big Twin.

**VT No. 23-1749**



**Caliper Support Bar Bolts** secure bar to caliper bracket and swing arm on 1973-85 FX-FL models.

VT No.	Finish	Brand
37-8135	Chrome	V-Twin
9106-8	Chrome	Colony
9107-8	Cadmium	Colony





# Rear Caliper Kit



23-0539



23-0798

**1973-80 FX-FL Black or Chrome Caliper** with chrome bracket set. Caliper includes all internal parts.

**VT No. Type**  
**23-0539** Chrome  
**23-0798** Black


## Caliper Rebuild



**Brake Rebuild Kit** includes all components pictured to fit 1973-80 banana rear calipers. Kit also includes an oversize ground pin to repair elongated mount hole in caliper body. **VT No. 23-1756**



23-0113



23-0114



B



D

**(A) Caliper Pin Replacement Kit** for Big Twin eliminates brake squealing, grinding, caliper wobble. Kits include mounting stud, locknut and washer, 2 brake pad pins and stainless steel caliper mounting bracket bushing. Replaces 44331-73 for 1973-80 Big Twins.

VT No.	OEM	Item
23-1727	Kit	Complete
23-0113	45822-75	Short Bushing
23-0114	45821-75	Long Bushing

**(B-C) Rear Caliper Parts** are available as complete rebuild kit or as individual parts.

VT No.	#	OEM	Item
23-1732	B	44107-72	Mount Pin, each
23-1733	C	44124-72	Pad Pins, 10 pk

**(D) Oversized Caliper Mounting Pin Rebuild Kit** replaces stock mounting pin, by boring caliper hole oversize. Gives longer life of caliper housing before replacement. Complete kit with instructions.

**VT No. 23-1736**

**Chrome Caliper Mount Bolt Kits** mount through caliper to bracket on Big Twins.

VT No.	OEM	Type	Year/Fits
23-1726	44134-72A	12 Point	1973-80 BT, Rear 1972-80 BT, Front
2088-8	44134-72A	Allen	1973-80 BT, Rear 1972-80 FL, Front



37-0508

37-8672	—	Allen	As Above, Front
23-0600	44132-72	Washers	For Above
37-0508	44201-82	Allen	1982-84 FX, Rear
37-0508T	As Above	Allen	1982-84 FX, Rear

### Caliper Thread Chart OEM Calipers

Front: All 1984-2002 Single Disc Calipers  
 3/8-24 banjo bolt  
 Rear: All L1987-2002 Big Twin, TC/B, XL  
 3/8-24 banjo bolt  
 Front: All 11984-2002 Dual Disc Calipers  
 3/8-24 banjo bolt  
 Rear: 1982-Early 87 FXR, XL; 84-Early 87 FXST; 83-86 FXWG  
 3/8-24 banjo bolt  
 Front: 1977-83 FX, FXWG, FXR, XL  
 3/8-24 Inverted Flare  
 Banana Caliper 1973-83 FL, FX, XL  
 1/8 NPT



**1972-84 Front and 1973-80 Rear Chrome Caliper Cover** includes mount studs.

**VT No. Item**  
**42-0312** Cover Kit  
**37-0093** Stud Set Only



**Disc Caliper Bleeder Screw Repair Kit** for replacing stripped threads in 1972-83 alloy caliper housing.

**VT No. 23-0110**



37-8265

**Bleeder Screws** available in 10 pack.

VT No.	OEM	Size	Fits
23-0711	41749-58	1/4 — 28	1958-77 Caliper and Wheel Cylinder
37-8264	Chrome	1/4 — 28	As Above, 5 pack
23-1731	44146-77	3/8 — 24	1977-86, Late 1987-89 Front or Rear Calipers
37-8265	Chrome	3/8 — 24	As Above, 5 pack



**Speed Bleeders** by Russell feature a built in check valve and replaces the original bleeder screw for a permanent installation. Sold in pairs.

VT No.	Size
23-0520	1/4"
23-0521	3/8"



51-0511



51-0512



51-0513



51-0845

**Weld On Mount Tabs** fit Rigid Frames when mounting brake units.

VT No.	Type
51-0511	Hydraulic Rear Back Plate
51-0512	Caliper Arm Tab
51-0513	1987-99 Caliper Mount Strap (Right Side)
51-0845	1987-99 Caliper Mount Strap (Left Side)



A



B



C

**Vibration Clips** fit as replacement to dampen pad rattles.

VT No.	#	OEM	Year	Type
23-1753	A	41768-73	1973-78	Front, FL
23-0112	B	41670-73	1973-81	Rear, FX-FL
23-9176	C	44211-82	1981-83	Rear



# Caliper Piston and Seal



**Pistons Only**, less seals, pistons are sold each.

VT No.	OEM	Front
23-1722	44109-72A	1972-Early 80 FL-FLH
23-1725	44118-80	Late 1980-84 FL-FLH
23-1723	44275-74	1974-77 FX, 1974-76 XL
23-2278	44157-77	1978-82 FX
23-1721	43946-79	1980-82 FLT
VT No.	OEM	Rear
23-1724	44129-73	1973-Early 80 FX-FL
23-1725	44118-80	Late 1980-84 FX-FL
23-1721*	43946-79	1980-86 FLT

\*Note: 1980-85 FLT have Dual Piston Caliper.

**Caliper Seal Kits** contain seal and dust boot for year listed.

VT No.	OEM	Front
23-0606	44277-74	1974-77 FX
	44278-74	Single Disc
23-0607	44151-77	1979-83 XL
	44153-77	FX-FXE Dual Disc
23-0608	44133-72	1972-Early 80 FL-FLH
	44127-72A	

23-0609	44007-80L	1980-84 FLH
	44133-72	
23-0610	43945-79	1979-83 FLT
	44947-79	

VT No.	OEM	Rear
23-0608	44133-72	1973-Early 80 All FL-FX
	44127-72A	
14-0923	44127-72A	O-Ring only for above
23-0609	44007-80	Late 1980-84 All FL-FX
	44133-72	
23-0610	43945-79	1980-85 FLT
	43947-79	Dual Piston Caliper



## Dual Disc Front Caliper 1977-83 FX



**Chrome Dual Disc Caliper and Rotor Set** includes two chrome calipers and two drilled discs. Fits 1977-83.


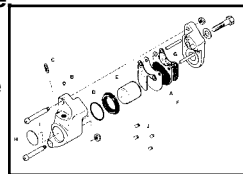


**Dual Disc Front Disc Calipers** includes body, piston, seals. Dual type fits 1977-83 FX-FXWG with 10" brake discs. Order mounting hardware separately.


VT No.	Side	Finish	Style
23-2221	Right	Black	A
23-1121	Right	Chrome	A
23-2238	Left	Black	A
23-1120	Left	Chrome	A
23-1119	Right and Left	Black	A
23-1122	Right and Left	Black, ET	B
23-2220	Right and Left	Chrome, Daytona	B
23-0550	Right and Left	Chrome, ET	A

### 1977-83 FX Dual Disc Caliper Hardware

VT No.	#	OEM	Item
23-0509	A	44098-77	Pad Set (4)
23-9198	B	44141-77	Seat, brake hose
23-1731	C	44146-77	Bleeder Fitting
23-0607	D	44151-77	Seal, piston
		44153-77	
23-2278	E	44157-77	Piston
23-0523	F	44158-77	Plate, Outer
		44161-77	Plate, Inner
23-1734	G	44162-77	Pin
24-0602	H	44173-77	Screw
		44174-77	
37-8970	I	—	Chrome Insert, Each
24-0603	J	46018-77	Mount Bushing Set
		46019-77	



## Caliper Inserts



**Chrome Round Caliper Insert** fits 1977-83 dual calipers.  
VT No. 37-8970



**Narrow Glide Axle Cap** with alloy finish. Fit 1973-83 FX models with 35 and 39 mm fork tubes.

VT No.	OEM	Fits
24-0505	45410-75	Left
24-0504	Chrome	Left

**Mount Bushing Set** fits in lower leg where caliper attaches. Set of four.

VT No.	OEM	Type
24-0603	46019-77	Lower (2) 1977-83
	46018-77	Upper (2)



# 1974-77 Front Caliper



**Single Disc Caliper Kit** for 1974-77 FX includes billet caliper, 11.5" drilled zinc plated steel disc and mount bolts.

**VT No. Item**

**23-0626** Kit

**23-4513** Caliper Only (GMA)

**23-1100** Caliper Only (Edart)

**23-1106** Caliper Only (Smooth)



**Chrome Caliper Kit** for 1974-77 FX includes zinc or polished stainless steel 11.5" brake disc.

**VT No. Disc Finish**

**23-0564** Steel Zinc

**23-0565** Stainless Steel Polished

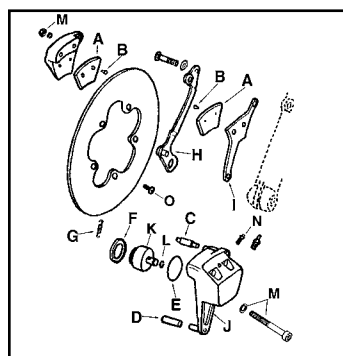


**Single Disc Front Caliper Assembly** for 1974-77 FX features stock type construction in black or chrome with piston installed. Caliper units include zinc plated brackets and hardware. Fits 11.5" brake disc on stock 35mm forks.

**VT No. Finish Type**

**23-1730** Black Stock

**23-1737** Chrome Stock



**Front Caliper Service Fix Kit** for 1974-77 includes seal kit, spring, pins and bleeder screw.  
**VT No. 23-0148**

**Single Caliper Pieces for 1974-77 FX.**

**VT No. # OEM Item**

**23-1723** K 44275-74 Piston

**12-0943** L 44274-74 Piston, Friction Ring

**23-0514** A&B 44281-74 Pad Set

**23-0606** E&F 44277-74 Caliper Seal Kit  
44278-74

**23-0148** Kit Service Kit includes C, D, E, F, G, N

**23-1747** C&D 44280-74 Caliper Pin Set, Two piece  
44283-74 Set

**23-1995** H 44272-74 Anchor Arm

I 44276-74 Plate, Floating Lining

**23-0065** — Anchor Arm Only

**37-8996** M Kit Mount Bolt Kit Chrome

**23-1730** J Complete Black Caliper Assembly with A-F+H,I

**23-0711** N 41749-58 Bleeder Screw

**8759-5** O 41191-74 Chrome Rotor Screw Set



**Clover Leaf Style 11.5" Brake Discs** for 1974-77.

**VT No. Type Finish Brand**

**23-0302** Drilled Zinc Dura

**23-0303** Plain Zinc Dura

**23-0317** Drilled Stainless Steel Russell

**23-9042** Drilled Stainless Steel, Polished Russell

**23-0358** Drilled Stainless Steel, Polished Dura

**23-0636** Drilled Stainless Steel Dura



# Replica Steel Brake Disc

**V-Twin Mfg™ Brake Discs** feature fine finish ground surface. Available with or without holes in steel unless construction is noted as stainless. Exactly interchangeable with stock discs. Order bolt set separately.



Drilled	Plain	OEM	Dia.	Bolt Kit	Fits
<b>FRONT</b>					
23-0304	23-0305	41813-79	10"	8738-10 Cast or Wire	1972-84 FLH 1973 only FX
23-0309	23-0310	41806-72B	10"	8738-10 Cast or Wire	1972-84 FLH, 1973 only FX with built in offset
23-0311	23-0312	44137-77A	10"	8758-10 Cast or Wire	1977-83 All FX Cast or Wire Wheel 1982-83 FXR Cast or Wire Wheel, 2 <sup>3</sup> / <sub>8</sub> " Inner Diameter Center Hole
23-0298	23-0299	44137-77A	10"	8831-10 Wire	FXWG 1980-83 Dual Disc Wire Wheel with 2" Inner Diameter Center Hole. Requires 2 Bolt Sets.
23-0370	—	44210-79	10"	8792-5	1979-83 FLT
23-0371	—	44210-79	10"	8792-5	As Above Stainless
<b>REAR</b>					
23-0304	23-0305	41791-79	10"	8738-10	1973-80 All FL 1978-80 All FX's Cast or Wire
23-0309	23-0310	41806-72B	10"	8738-10	1973-78 All Big Twin with built in offset
23-0307	23-0308	41791-79	11.5"	8791-10	1981-92 FXST-FXR Cast or Wire
—	23-0155	41791-79	11.5"	8791-10	1981-92 Softail-FXR (Stainless)
23-0297	23-0313	40909-81A	12"	8791-10	1981-84 FLH Cast or Wire .390" thick.
23-0297	23-0313	40939-79A	12"	8792-5	1979-85 FLT




**Brake Disc Spacers** provide offset when required, with 7/16" bolt holes. Each disc measures 2 1/16" inner diameter with 4 5/16" outside diameter For 1980-99.

VT No.	Thick	Material
23-0320*	1/16"	Steel
19-0128	3/16"	Steel
19-0452	3/16"	Billet
19-0413	1/4"	Steel
19-0414	5/16"	Steel
19-0412	1/2"	Billet



**\*Note:** Use when installing flat brake disc on 1973-75 Big Twin.



**Brake Disc Bolt Spacers** will adapt 1973-up FX-FL rear hubs to accept brake discs for front fork use, VT No. 44-0528 fits dual disc type 1980-83 FXWG.

VT No.	Outside Diameter	Inner Diameter
44-0528	3/8"	5/16"
44-0511	7/16"	3/8"
44-0554	7/16"	5/16"

## Polished 10" Brake Discs.

**Note:** VT No. 23-0848 has chrome center. All brake discs have 2" inner diameter center hole.


VT No.	Fits	Style
23-0847	Rear, Left	1973-80, Center hole is 2"
23-0848	Rear, Left	1973-80, Center hole is 1.98"
23-0854	Front, Right	1973-80
23-0849	Rear, Right	1973-80



# Stainless Brake Disc




**Drilled Stainless Discs** feature rustless finish for appearance and long service life, in Russell or Dura Rotor brand. Available in standard or polished finish. Russell High Performance and Dura stainless steel brake discs are compatible with all disc pads including sintered metal and OEM.



Dura Rotor		Russell		OEM	Dia.	Bolt Kit Fit	
Polished	Standard	Polished	Standard				
<b>FRONT</b>							
23-0340	23-0336	23-9043	23-0315	41813-79 or 44137-79	10"	<b>8738-10</b> Wire	1972-84 FLH, 1973 only FX Cast or Wire Wheel
23-0358	23-0636	23-9042	23-0317	41807-74	11.5"	<b>8758-10</b> Cast	2" Inner Diameter Center Hole
23-0342	23-0335	23-9046	23-0316	44137-77A	10"	<b>8759-5</b> C/W	1974-77 FX Cast or Wheel
23-0340	23-0336	23-9043	23-0315	41813-79 44137-79	10"	<b>8758-10</b> Cast or Wire	1977-83 All FX Cast or Wire Wheel, 2 3/8" Inner Diameter Center Hole.
						<b>8794-10</b> Wire	1980-83 FXWG Dual Disc Wire Wheel. Requires 2 Bolt Sets. 2" Inner Diameter





Dura Rotor		Russell		OEM	Dia.	Bolt Kit	Fits
Polished	Standard	Polished	Standard				
<b>REAR</b>							
23-0340	23-0336	23-9043	23-0315	41813-79	10"	<b>8738-10</b> Cast or Wire	1973-80 All FL 1978-80 All FX's Cast or Wire
	23-0439			41806-72B	10"	<b>8738-10</b>	1972-80 Big Twin Rear, Wire with built in offset
23-0341	23-0333	23-9044	23-0318	41791-79	11.5"	<b>8791-10</b> Cast or Wire	1981-92 FXST-FXR Cast or Wire



<b>11 1/2" "Rear Brake Disc.</b>			
VT No.	Item	Fits	Finish/Note
23-0687	18 Spoke	1984-up FXST	Polished Stainless
23-0388	Razor	1979-99 XL	Polished Stainless Note: Features stainless construction polished to high gloss. Order VT No. 8791-10 tapered screw set separately.
23-0583	Floating	1984-84 FX, FXST FXR	Order bolt set separately



# Brake Disc Pad Set



**Brake Disc Pads** are available in **Dura** or **SBS** brand. **Dura**, **Dura Disc Kevlar** for excellent stopping on all types of disc brake discs. **Dura Rotor** replacement pads are a soft organic compound designed to be compatible to all types of brake discs. **SBS brand** is available in **Sintered**, **Ceramic** or **Carbon Tech** compounds. **Sintered Metal Pads** provides maximum stopping power but can never be used in calipers that were originally equipped with non-sintered pads. Works best with stainless steel disc brake discs. **Ceramic Pads** are designed for general purpose use on carbon steel brake discs and can be used on calipers originally equipped with sintered metal brake pads. **Carbon Tech Pads** designed for use in all stock or aftermarket calipers. Works well with stainless steel or cast iron discs.

## Rear Disc Pad Sets for Stock Type Calipers

Fits	OEM	Dura Soft	Dura Ceramic	Dura Semi Metallic	Dura Kevlar	Dura Sintered	SBS Sintered	SBS Ceramic Tech	SBS Carbon	Photo #
1973-77 FL, FX	44131-73	23-0513	23-0913	23-0644	23-0621	23-0955	—	23-1761	23-1775	A
1973-81 FL, FX (Except FLT)	44005-78	23-0507	23-0913	23-0644	23-0621	23-0955	—	23-1761	23-1775	A
1980-85 FLT	43957-80	23-0508	23-0918	—	23-0628	—	—	23-1765	—	B
1982-86 FXR, FXST	44209-82	23-0511	23-0912	23-0641	23-0619	—	—	23-1764	23-1776	C

## Front Disc Pad Sets for Stock Type Calipers

Fits	OEM	Dura Soft	Dura Ceramic	Dura Semi Metallic	Dura Kevlar	Dura Sintered	SBS Sintered	SBS Ceramic Tech	SBS Carbon	Photo #
1972-77 FL-FLH	44131-73	23-0513	23-0913	23-0644	23-0621	23-0955	—	23-1763	23-1775	A
1978-85 FL-FLH (Except FLT)	44005-78	23-0507	23-0913	23-0644	23-0621	—	—	23-1763	23-1775	A
1974-77 FX	44281-74	23-0514	23-0915	23-0645	23-0623	—	23-1767**	23-1786	—	D
1978-83 FX	44098-77	23-0509*	23-0911	23-0646*	23-0624*	—	—	23-1760*	23-1783*	E
1980-83 FLT	43395-80	23-0510	23-0999	23-0640	23-0618	—	—	—	23-9166	F

\*Note: Set of Four

\*\*Note: Dura Rotor Brand

# Brake Disc Bolt

## Chrome Rear Brake Disc Bolts.

See listing for applications.

#	Thread
A	7/16 - 14 x 1 3/4
B	3/8 - 16 x 1 1/2
C	7/16 - 14 x 1 1/4
D	5/16 - 18 x 1
E	5/16 - 18 x 1
F	1/4 - 20 x 5/8
G	5/16 - 18 x 1 1/4
H	3/8 - 16 x 1 3/8
I	3/8 - 16 x 1
J	3/8 - 16 x 1



Brake Pad Assortment.  
VT No. 23-0000

## Chrome Front Brake Disc Bolts.

Wheel Type	Disc	Year	VT No.	#
<b>FX-FXWG-FXST-FXDWG</b>				
Spoke	Dual	1980-83	8831-10*	D
Spoke/Cast	Dual	1978-82	8758-10	E
Cast	Single	1974-80	9600-5	G
Spoke	Single	1974-80	8759-5	F
<b>FLH</b>				
Spoke/Cast	Single	1973-84	8738-10	H
Spoke/Cast	Single	1973-84	8739-10	I
<b>FLT</b>				
Cast	Dual	1982-85	8847-5	A
Cast	Dual	1980-81	8792-5	C

\*Note: 2 kits required.

## Chrome Rear Brake Disc Bolts.

Wheel Type	Year	VT No.	#
<b>FX-FLH</b>			
Cast	1979-91	9632-5	J
Spoke-Cast	1973-80	8738-10	H
Spoke-Cast	1973-80	8739-10	I
Spoke-Cast	1979-92	8791-10	B
Spoke-Cast	1981-84	8791-10	B
<b>FXST-FLST-FXR</b>			
Cast	1979-91	37-9236	J
Cast	1979-91	9632-5	J
<b>FLT</b>			
Cast	1980-81	8792-5	C
Cast	1982-85	8847-5	A





# 1949-71 Glide Brake Kit

23-9222



**Glide Front Brake Backing Plate Kits** consist of all hardware including brake shoes, springs, backing plate, drum, axle sleeve, nuts, cam with lever and mount stud. Available for left side 1949-69 and right side 1969-71. Chrome kit includes chrome drum and chrome backing plate. Black kit includes black drum and polished backing plate.

VT No.	Year	Type	Side
23-9204	1949-66	Chrome Kit	Left
23-9218	1949-66	Black Kit	Left
23-9254	1967-68	Black Kit	Left
23-9222	1969-71	Chrome Kit	Right
23-9223	1969-71	Black Kit	Right

## Glide Part



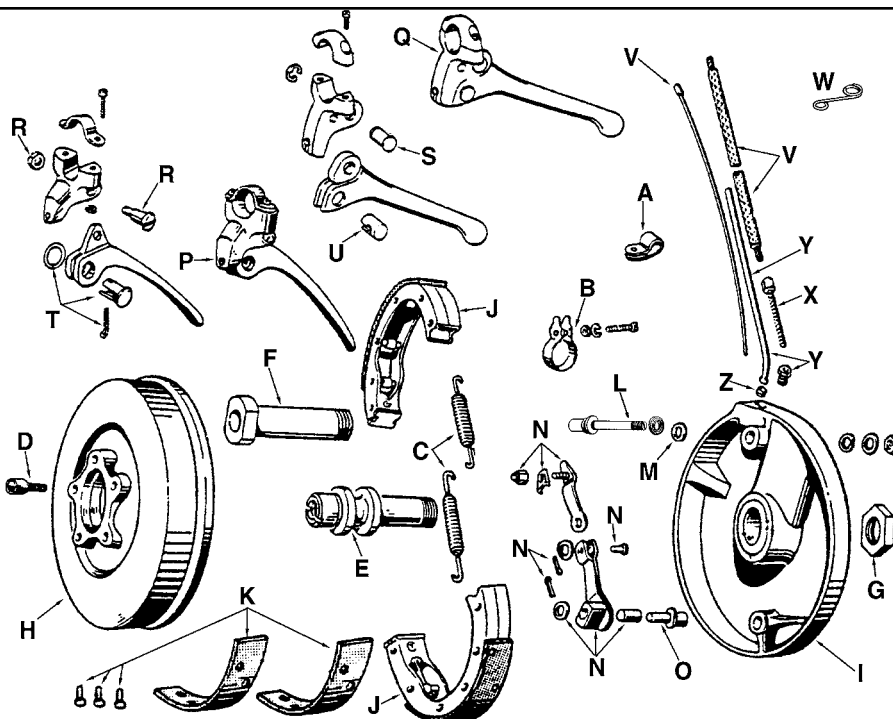
23-2212



23-2213



23-0515



44-0302



12-0537

CLASSIC

**Drum Parts** for 1949-72 Glide fit left unless noted as right.

VT No.	OEM	#	Item
37-0520	9963	A	Cable Clip
37-8776	9980	B	Clip, Bar, Black
13-0201	41835-57	C	1948-68 Shoe Springs
13-0146	41835-57	C	1969-71 Shoe Springs
37-8675	43530-35A	D	Lug Bolts, Parkerized
23-0440		D	Lug Bolts, Chrome
44-0301	43882-48	E	1948-66 Axle Sleeve
44-0302	43882-67	F	1967-71 Axle Sleeve
12-0537	43886-30	G	Axle Sleeve Nut
23-2212	44111-48	H	1948-66 Drum Chrome
23-9922	44111-48	H	As Above, Black
23-2213	44111-67	H	1967-71 Drum Chrome
23-2225	44111-67	H	As Above, Black
23-0081		I	Front Finned Drum, Black
23-2223	44141-50	I	1948-66 Side Plate Polished, left
23-2224	44141-50C	I	1948-66 Side Plate Chrome, left
23-2233	44141-50B	I	1967-68 Side Plate Polished, left
23-9231	44125-69	I	1969-71 Side Plate, Chrome, right
23-0515	44401-49A	J	1949-72 Set of Shoes, Complete
23-0390		K	As Above .025 Oversize
23-0505	44432-54	K	Set of Linings and Rivets
23-0450		L	As Above .025 Oversize
24-0127	44448-48	L	Pivot Stud
			with (M) locating washer

24-0128	44454-48	M	Locating Washer
24-0146	44490-48	N	Left Cam Lever Assembly includes
Kit	45175-49	N	Clevis
Kit	45216-49	N	Clamp
Kit	44525-49	N	Clevis Pin
24-0158	44490-69A	N	Cam Lever Assembly
	45175-69	N	1969-72 Right Side
23-1759	44499-48	O	Brake Cam Lever Stud
26-2126	45002-41	P	Early Lever Assembly, Polished
26-2127	45002-41C	P	As Above Chrome
26-0526	45002-65A	Q	1965-72 Lever Assembly
26-0525	45002-65	Q	As Above, Chrome
8819-4	45031-41	R	1941-64 Pivot Screw
26-0507	45031-41	S	1965-72 Pivot Pin, 10 pack
26-0506	45033-49	T	1941-64 Bushing, Lever, 5 pack
26-0505	45036-68	U	Pin and Bushings, 10 pack
	45039-68		For 1965-72 Lever
36-2385	45060-54	V	Cable and Housing 60"
31-0193	45092-66	W	Cable Guide
8818-3	45159-50	X	Adjusting Screw
24-0142*	45202-50	Y	1949-51 and 1969-91 Brake Cable Tube and Nut, Chrome
		Y	Brake Cable Tube Only, Cadmium
24-0644	45202-50	Y	1960-68 Cable Tube and Nut, Chrome
24-0143	45200-60	Y	As Above, Cad
24-0645	45200-60	Z	Cable Tube Seat
24-0131	45207-49		

\*Note: Includes adjuster screw (X).



24-0127



24-0128

**Pivot Stud Kit** for front brake shoes on 1949-71 FLH and 1958-71 Servi-Car. Kit includes 44448-48 stud and 44454-48 locating washer, which is serrated for positive lock on brake plate.

VT No.	Item
24-0127	Kit
24-0128	Washer, 5 pack



# Brake Cable Component



## Front Brake Cable Components.

VT No.	Model/Item	Finish
24-0142	1949-71 FLH Adjuster Tube Kit	Chrome
24-0644	1949-71 FLH Brake Cable Tube Only	Cadmium
8818-3	FL-XL Adjuster only	Cadmium
9741-2	FL-XL Adjuster only	Chrome
24-0143	1960-67 FLH Crossover Tube	Chrome
	Left Side Brake	
24-0645	1960-67 FLH Crossover Tube	Cadmium
	Left Side Brake	
36-2385	1948-71 FL, 1952-72 K-XL, 60" Brake Cable cut to length	
24-0095	1952-72 K-XL Cable Tube only	Chrome
24-0646	1952-72 K-XL Cable Tube only	Cadmium



## 1965-72 Glide Cable/Handle Assemblies.

VT No.	Finish
36-0576	Polish
36-0577	Chrome

**Glide Cable and Fitting Kit** features parts pictured to install brake cable on 1949-71 glide forks. Handle, cable, adjuster, tube and fitting are included.



VT No.	Item	Finish	Years
24-0141	Complete Kit (Polished Lever)	Chrome	1965-71
36-0415	Complete	Chrome	1949-64
36-0416	Complete	Cadmium	1949-64
24-0142	Tube and Adjuster Only	Chrome	1949-64
8818-3	Adjuster Only	Cadmium	1949-71
9741-2	Adjuster Only	Chrome	1949-71
36-0419	Adjuster Only	Chrome	1949-71
36-0420	Adjuster Only	Zinc	1949-71
36-2385	Cable Only		1949-71
36-2565	Cable Only		1949-71
<b>1949 Only</b>			
24-1375	Kit		1949
36-0892	Adjuster Only	Zinc	1949
36-0893	Clamp		
24-1405	Tube	Zinc	1949
26-0953	Handle		1949



**Cross Over Brake Tube Kits** allow the use of left side brake drum with 1949-68 footshift models with a right hand brake handle assembly. Kits include handle, cable, adjuster and cross over tube.

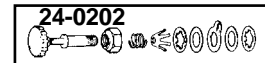
VT No.	Finish	Years
24-0204	Polish/Cadmium	1949-64
24-0205	Chrome	1949-64
24-0208	Polished	Riser Cover
24-0209	Chrome	1965-68

# Damper Knob Kit



**FLH Glide Steering Damper Hardware** is for 1949-59 FL with drilled and tapped fork stem.

VT No.	#	Item
24-0753		Kit (A-B-D-G), Chrome
24-1461		Kit, Black
24-0254	A	Chrome Adjusting Knob Kit with spring and spider washer
24-0314		Kit, Black
24-0207		Damper Knob with Cover
24-0120	B	Crenelated stem nut (Cadmium)
24-0113	C	Chrome Seat Nut with Dust Guard
24-0115	D	Friction Disc Set, 5 piece Set (2)
15-0697		Friction Washer only
24-0175		Plate with Hole, each
24-0174		Plate with Pin, each
24-0176		Plate with Tab, each
24-0278	E	Cone Cover Nut
24-0117	F	Dust Shield Set Upper and Lower
37-9097	G	Frame Anchor Pin, each
24-1038		Black Cover



**Steering Damper Assembly Unit** for 1960-84 FL includes all pieces shown, including alloy adjusting knob. Order 24-9963 chrome handlebar clamp cover to complete installation.

VT No.	OEM	Item
24-0202	46700-60	Kit Complete
24-0201	46746-52	Knob Only
24-9963	Chrome	Riser Cover
24-1060	58589-60	Polish
13-0551	46751-48	Spring
24-0115	Set	Friction Set



**Steering Damper** is a machined alloy universal, multi-position, and adjustable damper. It can be secured between the frame and most forks. Fork tube and frame clamps are sold separately.

VT No. 24-0168



# 1973-84 FLH Glide



**FLH Style Fork Assemblies** are available as single disc model 1972-84 type, which accepts large banana caliper to accept a 10" brake disc. They include chrome slider covers, and chrome triple trees that accept aluminum cowlings and a lower tree that includes a padlock tab.

Also included axle and nut, neck bearings, top nut, crown nut, chrome tapered aluminum sliders with stock length tubes and all 1977-up type internals installed. Lower sliders and tube assembly with internals also available in pairs. **Note:** When using a 1972 wheel order axle 44-0228 separately.

VT No.	Item	Slider
24-0520	Kit	Polished
24-0795	Kit	Chrome
24-9943	Kit Custom	Forks include 24-0829 black trees which have a solid mount top. Trees with 4 3/4" center to center riser mount holes. Accepts 24-9900 top tee cover and tins
24-1240	Kit	Chrome Leg/Tree Assembly
24-0519	Leg Assy	Right and Left with Chrome Lower Sliders
24-0084		Chrome Lower Sliders Set
24-0087		Polished Leg Set


**\*Note:** V-Twin fork assembly is shipped complete with axle, nut, spacer, top nut, bearing, cone nut and dust cover. Sliders and tubes are assembled.

## Adjustable Fork Assembly



**Adjustable Fork Assemblies.** FLH include black adjustable rake triple tree set, polished sliders with 1977-up type internals installed, stainless slider covers, axle and nut, fork bearings, and cone nut. VT No. 24-2525 and 24-0790 accepts 23-2219 caliper. 24-0550 accepts left side brake component kit VT No. 23-9218. Units accept VT No. 28-0221 riser bushing sets and VT No. 24-9910 top tree cover which place riser stems 3.5" center to center.

VT No.	Type	Year
24-0550	Left	1949-66
24-1865	Left	1967-71
24-1866	Right	1967-71
24-2525	With Chrome Sliders	1972-84
24-0790	Polished	1972-84



**Adjustable Fork Tube Plugs.**

VT No.	Year	Finish
24-9957	1950-76	Zinc
24-0828	1977-84	Zinc
24-1828	1977-84	Chrome




**Adjustable Position Tab Set** replaces 45710-58 on all adjustable forks 1950-up. VT No. 24-0124



**Fork Stem Lock Tab** for 1948-84 FLH-FXWG. Replace broken, bent or missing tabs on stock lower triple trees, to be welded on.

VT No. 51-0103



**Black Adjustable Fork Tree Kit** is available for 1949-76 FLH, 1977-84 FLH, 1980-86 FXWG 41mm fork legs. Showa type is 1977-up. Kits feature swivel type plugs which are included. Lower tree has two positions for changing rake and fork lock tab. Kits use VT No. 28-0221 rubber bushing kit and VT No. 24-9910 top tree cover.

VT No.	Fits
24-0799	1949-76 FLH Complete Set, Black
24-0797	1977-84 FLH 80-86 FXWG Complete, Black
24-0004	As Above without Tabs
24-1055	Partial Kit
24-5001	Partial Kit
24-0817	Top Tree Only 1973-up
24-0852	Lower Tree only with Stem
24-1069	Lower Cross Bar without Slider Cover Tabs
24-0928	Lower Tree only with Stem with damper
24-0495	Lower Cross Bar only with tabs for slider covers
24-0124	45710-50 Adjustable Position Tabs
24-9957	45777-50 Early Top Plugs 1949-76, pair
24-0828	45777-77 Late Top Plugs 77-84 Showa type, pair.
37-9170	Top Tee Bolts with Lock Tabs, Kit
17-0936	45752-50 Lock Tabs
24-0197	Top Nut Kit
37-1545	Pivot Bolt
24-0798	Early Top Tree




# Glide Drum Brake Fork



1949-59 Units  
feature early style  
solid mount trees.



24-0789



## DRUM

**Glide Fork Assemblies** feature black lower triple tree without lock tab and accept a left or right side drum brake assembly with chrome or polished slider.

**The 1960-71 Style** has a black top tree with 3" center to center spacing which will accept rubber bushing kit VT No. 28-0221. VT No. 25-2134 riser clamp fits two piece bars. VT No. 25-2132 Riser Kit fits one piece bars.

Both VT No.'s 25-2134 and 25-2132 riser kits allow the use of 24-0250 handle-bar clamp cover on aluminum cowl. Both forks accept VT No. 24-0251 aluminum cowl set or 3 piece chrome VT No.'s 24-9913 or 24-9909 stainless panel set, not included. Includes slider covers VT No. 24-0190 in chrome. Both have polished aluminum lower sliders with late 1977-up type internals installed in 41mm stock length hard chrome fork tubes. Axle nut, neck bearing, top crown nut and dust covers included.



24-0880

### Complete Fork Assembly

VT No.	Year	Brake Side	Slider
24-0789	1949-59	Left	Polish
24-0790	1949-57	Left	Chrome
24-0755	1949-59	Left	Chrome
24-0756	1960-66	Left	Polish
24-0757	1960-66	Left	Chrome
24-0866	1967-68	Left	Polish

24-0880	1969-71	Right	Polish
24-0881	1969-71	Right	Chrome

### Leg Assembly Only

24-0791	1949-68	Left	Polish
24-0754	1949-68	Left	Chrome
24-0845	1969-71	Right	Polish
24-0846	1969-71	Right	Chrome



**Cooling Ring**  
clamps to brake  
drum on 1949-72  
Big Twins.

VT No. 24-9982



23-0083

**Cast Drum with fins.** Fits 1949-66.

**VT No. Finish**  
23-0081 Black  
23-0083 Chrome



**Fork Installation Kits** for 1949-66 FLH.

VT No. 24-0777



42-0311

**Chrome Front Caliper-Disc Covers** for 1972-84 front FLH, or 1973-81 rear FX-FL.

VT No.	Year	Fits
42-0311	1973-80	Front Disc
42-0312	1972-84	Front Caliper
	1973-80	Rear Caliper

37-0093 Caliper Cover Bolt Set

## Hardware




**Glide Axle Leg Caps** are cast for 1949-77 FLH type. They replace 45836-48.

VT No.	Finish
24-0327	Zinc
24-0337	Chrome



**Lower Leg Drain Allen Plug** replaces 45830-48 on 1948-76 FLH lower legs.

VT No.	Finish
37-8777	Zinc
9909-2	Chrome
37-0062	Stainless Steel



**Weld On Tabs** of cast alloy are used to restore FLH Glide legs to accept fenders, they must be welded on to stock or turned down legs. Sold as four piece set.

VT No. 24-0152



**Chrome Fork Slider Bottom Cap Stud and Nut Kit** includes locknuts and studs.

VT No.	Year	Model
8813-4	1949-77	FLH Wideglide
8826-6	1973-up	Showa and Kayaba

**Big Twin Glide Lower Leg Cap** fits 1977-99.



VT No.	OEM	Finish
24-0328	45832-77	Polish
24-0336	45832-77	Chrome





# 41mm 10" Dual Disc Fork Assembly



**Glide Fork Assembly** with chrome sliders accepts left side drum brake. Assembly features black triple trees without lock tab and 3" center to center spacing which will accept rubber bushing kit.  
**VT No. 24-0867**



**49mm Fork Assembly** includes chrome upper and lower trees with stock tubes and chrome sliders. Fits 1971-99 FX.  
**VT No. 24-1319**

**Dual Disc Fork Assembly** uses two 11" rotors for FL-FX 1971-84.  
**VT No. 24-0086**



**41mm Glide Fork Assemblies** include forged chrome replica triple trees and hard chrome tubes on stock length forks, chrome tubes on overstock length and polished or chrome lower legs with all internals installed less hardware. Stock overall length is 31".

## FXWG Style Dual Disc Fork/Wheel and Caliper

**Assemblies** to fit 1948-99 Big Twin FL-FX-FXWG feature polished or chromed lower sliders without reflector boss, hard chrome fork tubes and internals installed. Includes chrome trees with 1" diameter stem and frame lock tab, neck bearings, axle spacer and top nut. Stock length is 31" overall. Kit also includes 21" all chrome assembled wheel with bearings, drilled 10" steel brake discs with chrome screws, and choice of black or chrome dual disc calipers complete with pads. VT No. 24-9947 has smooth lower legs.

VT No.	Item	Caliper	Sliders
24-2000	Kit	Chrome	Polished
24-2011	Kit	Chrome	Chrome

### Fork Assembly Only

24-0779	Fork Assembly	Polished
24-9974	Fork Assembly	Chrome
24-9947	Fork Assembly	Polished

**Fork Installation Kit** fits 1973-84 FL, 1980-83 FXWG.  
**VT No. 24-0776**

**The V-Twin™ Fork Assembly** is shipped complete with axle, axle nut, spacer, top nut, bearings, cone nut, dust cover, triple trees, fork tubes and sliders. Fork tubes and sliders are fully assembled with internals. Final assembly of the remaining components is done by the dealer. Every leg assembly is shipped dry. We recommend use of the appropriate fork oil such as Type B. The amount of fork oil to add varies by model. A FX will need about 6 oz per leg, a FL will need about 8.5 oz per leg and a FXWG needs about 10 oz per leg. Due to oil cling, a dry fork leg needs about 1 oz more to fill than a drained leg would require.


# Bare Fork Assembly



**FXWG Dual Disc Fork Assembly Front Wheel Speedometer Drive Kit** will allow use of 2:1 ratio speedometer. Kit includes axle, speedometer drive and adapter flange.  
**VT No. 36-0547**



**Fork Installation Kit** includes two bearings, dust covers, top nut axle and related hardware. Fits 1980-83 FXWG with dual disc.  
**VT No. 24-0776**



**Bare Fork Assembly** includes stock leg assembly with hard chrome tubes on stock length forks and chrome tubes on overstock length and polished or chrome lower legs with all internals installed, with chrome triple tree set, less hardware. Stock overall length is 31".

**Fork Installation Kit** includes two bearings, dust covers, top nut, axle and related hardware.

VT No.	Type	Year	Model
24-0776	2 Disc	1980-83	FXWG
24-0774	1 Disc	1984-99	FXST
24-0833	1 Disc	1986-99	FLST
24-0772	2 Disc	1984-99	FLT
24-1158	2 Disc	2000-07	FLT
24-0773	2 Disc	1986-99	FLST

	(A) FXWG, Dual 10"		(B) FXST, Single 11.5"		(C) FXST, Dual, 11.5"	
	Polish	Chrome	Polish	Chrome	Polish	Chrome
Stock	24-1500	24-1525	—	24-1532	24-1501	24-1546
2"	24-1503	24-1526	24-1509	24-1533	24-1515	24-1540
4"	24-1504	24-1527	24-1510	24-1534	24-1516	24-1541
6"	24-1505	24-1528	24-1511	24-1535	24-1517	24-1542
8"	—	—	24-1512	24-1537	24-1518	24-1543
10"	—	—	24-1513	24-1538	24-1519	24-1544
12"	—	—	24-1514	24-1539	24-1520	24-1545



## 35 mm Fork Kit



**35mm FX-FXR Fork Assembly with Cast Lower Sliders.** Complete Narrow Glide Fork Assemblies for FXE and FXR models.

Dual	Year	Model
24-8550	1977-84	FXE
24-8551	1982-83	FXR
24-8568	1982-83	FXR



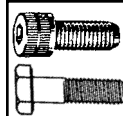
**Chrome Lower Slider Set Only,** fits 1977-82 dual disc 35mm forks.  
VT No. 24-0541



**Fork Stem Lock Tab** replaces broken, bent or missing tabs on stock lower triple trees, to be welded on. Fits 1971-84 FXE.  
VT No. 51-0102

### Lower Tree Applications.

VT No.	OEM	Fits	Tube Size (mm)
24-0804	Black	1971-72 FX	33.4
24-0805	Black	1973-83 FX	35
24-0827	Chrome	1973-83 FX	35
24-1160	Stem Only	1" bearings tapered inner diameter	



Allen  
Hex

### Lower Stem Pinch Bolts.

VT No.	Type	Fits	Finish
37-8834	Hex	1973-86 FX	Zinc
37-9220	Allen	1973-86 FX	Chrome



**1973-83 Narrow Glide Axle Cap.** Fits FX models with 35 and 39 mm fork tubes.

VT No.	Finish	Fits
24-0505	Alloy	Left
24-0504	Chrome	Left
24-0507	Alloy	Right

## 33.4 and 35 mm Fork Plug



**E-Z Fill Fork Tube 35mm Top Plugs** feature small oil fill cap built in to fork tube top plug which will allow fork oil change/fill without removing top fork cap. Sold as a pair. Fit 1973-85.

VT No. 24-0862



**Fork Tube Spring Retainer and Pin Wrench Kit** includes two retainers for 1952-72 Sportster and pin wrench for installation and removal of retainers.

VT No. 7700-3



## 35 mm Fork Tube and Slider

### Assembly


**Fork Tube and Slider Assembly** available in right and left pairs, completely assembled. Units have hard chrome fork tubes, and either polished or chrome lower sliders, with springs and all internal components installed. Dual Disc.

VT No.	OEM	OEM	Fits	Slider
24-9969	45900-80	45901-80	1977-83 FX	Polished
24-0589	As Above	Chrome	1977-83 FX	Chrome
24-9938	45900-80	45901-80 +2"		Polished
24-8567	1977-83	FXE		Chrome



**Top Triple Tree** for FX with 33.4 or 35 mm tubes.

VT No.	OEM	Year	Finish
24-0801	45739-62B	1971-72	Cast
24-0802	45738-73	1973-84	Cast
24-0803	45738-73	1973-84	Polished
24-0826	45736-78B	1973-84	Chrome



### Chrome 35mm Forged Aluminum Fork Brace

adds rigidity to forks by clamping to fork seal area of lower leg. Fits FX-FXR with 35mm forks 1973-87.

VT No. 24-0323



**Lower Fork Stem Covers** are for FXR-FXD 1957-85 with 35mm forks. VT No. 42-0290 can be installed without disassembling forks. VT No. 42-0308 replaces 45750-70 in one piece style.

VT No.	Type
42-0308	One Piece
42-0290	Three Piece
8757-8	Allen Screws for Above



### 35 mm Taper-Top Socket Fork Cap Set.

Unique tapered style uses hex wrench for installation. Fits 1973-84 FX for Showa Kayaba.

VT No. 24-0850



**Chrome Domed Top Bolt** fits 35 mm.

VT No.	OEM	Fits
7622-1	45993-73	1973-85 FX
37-8988	As Above	Pair
24-0616	Washer	10 pack



### Chrome Top Fork Tube Plug

fits 1952-71 33.4 mm tubes. Replaces 45756-59. Sold each.

VT No. 7621-1







### Attention!!

These fork tubes have been manufactured and tested for exact fit and application per model. It can be difficult to identify the front end assemblies because they may not always be original equipment. Before installing, compare old and new tubes. Be sure the stock top plugs fit into the new fork tubes. To avoid scratching the chrome, we suggest that the tubes be lightly rubbed with oil before installing into fork legs. Be absolutely sure you have the right tubes before you install them. No fork tubes can be accepted for return that are scratched or damaged due to improper installation or handling.



## 33.4mm

1954-72 XL and 1971-72 FX

24-0012 Stock 22 $\frac{3}{4}$ " replaces 45953-71, Hard Chrome

## 35mm

1975-83 XLH-XLCH-XLCR, 1983 XLX-XLS and

1976-83 FX-FXEF, Showa for 35mm forks.

24-0013 Stock 23 $\frac{1}{4}$ ", replaces 45407-75 Hard Chrome

24-0440 As Above, Chrome

24-0425 2" over stock, replaces 45644-77, Chrome

24-1351 2" over stock, replaces 45644-77, Hard Chrome

24-0426 4" over stock, Chrome

24-0427 6" over stock, Chrome

24-0428 8" over stock, Chrome

1979-82 XLS and 1977-83 FXS-FXB-FXSB-FXR-FXRS models, Showa for 35mm forks.

24-0425 Stock 25 $\frac{1}{4}$ " replaces 45644-77, Chrome

24-1351 Stock 25 $\frac{1}{4}$ " replaces 45644-77, Hard Chrome

24-0426 2" over stock, Chrome

24-0427 4" over stock, Chrome

1973-74 XL and 1973-77 FX-FXE, Kayaba for 35mm forks.

24-1073 Stock 23 $\frac{1}{2}$ ", Chrome with internals

24-0015 Stock 23 $\frac{1}{2}$ ", replaces 45977-73, Hard Chrome

24-0421 2" over stock, Chrome


24-0422 4" over stock, Chrome

**Note:** Fork tubes that have been installed into triple trees are not returnable as the installation mars the chrome finish.

# Fork Tube

**Fork Tubes** are precision machined with ground finish for fit and quality. Available in chrome or hard chrome as stock. Sold in pairs.

24-0400



## 41mm

FL-FLH Fork Tubes

1949-Early 77 FL for 41mm forks.

VT No.	Item	Finish
24-0400	Stock 20", replaces 45950-48	Chrome
24-0023	Stock 20", replaces 45950-48	Hard Chrome
24-0024	As above machined steel	Plain Steel
24-0401	2" over stock	Chrome
24-0402	4" over stock	Chrome
24-0403	6" over stock	Hard Chrome



24-0408

Late 1977-84 FL-FLH, 1980-83 FLT-FLHT for 41mm forks.

24-0406 Stock 20 $\frac{7}{8}$ ", replaces 45825-77A

24-0025 Stock 20 $\frac{7}{8}$ ", replaces 45825-77A, Hard Chrome

24-0407 2" over stock, Chrome

24-0408 4" over stock, Chrome

24-0026 As Above, Hard Chrome

24-0059 6" over stock, Hard Chrome

1980-83 FXWG for 41mm forks

24-0408 Stock Length 24 $\frac{7}{8}$ ", replaces 45417-80, chrome

24-0026 Stock Length 24 $\frac{7}{8}$ ", Hard Chrome

24-0059 2" over stock, Hard Chrome



24-0032



24-0999

FL 1949-76 Leg Assembly includes all internals.

VT No.	Finish
24-0032	Hard Chrome
24-0999	Raw

# 41mm Fork Tube and Slider Assembly




24-9917



24-0516



24-0763



24-0087

**Fork Tube and Slider Assembly** is available in right and left pairs, and is completely assembled. Units have hard chrome fork tubes, and either polished or chrome lower sliders, with springs and all internal components installed.

VT No.	Disc	Fits	Slider
24-9917	Dual	1980-83 FXWG	Polished
24-0516	Dual	1980-83 FXWG	Chrome
24-0763	Dual	1980-83 FXWG	Smooth Legs Polished
24-1341	Dual	1980-83 FXWG	Chrome
24-0519	Single	1973-84 FLH	Chrome
24-0783	Single	1973-84 FLH	Polished
<b>Lower Slider Set Only</b>			
24-0087	Single	1973-84 FLH	Polished



24-1341




24-0519



24-0783



# Fork Damper Tube



**Fork Damper Tube Kit** includes damper tubes with rings, screws and washers, lower stops, slider seal washers and retaining rings for both sides.

VT No.	Fork Type	Fits	MM
24-0136	Wide Glide	1949-76 FLH	41
24-0447	Showa	1977-84 FLH	41
24-0445	Showa	1980-83 FXWG	41
24-0454	Steel Leg	1971-72 FX	33.4
24-0457	Kayaba	1973-76 FX	35
24-0446	Showa	1976-83 FX	35

**Fork Damper Tubes** are sold in pairs without hardware.

VT No.	OEM	Fits
<b>41mm</b>		
24-0133	46100-48	1949-76 FLH
24-0820	45418-80	1980-83 FXWG
24-0147	45831-77	1977-84 FLH
<b>35mm</b>		
24-0096	45409-75	1975-83 FX, Showa
24-0675	45412-75	1975-86 Nylon Ring



## Fork Internal

**33.4 mm Fork Bushing Set.** Fits 1952-72 FX, 4 piece. Replaces 45818-52  
VT No. 24-0145



**Damper Tube Screw.**

VT No.	OEM	Type/Model
24-0188	45995-73	Kayaba, 1973-86
24-0787	45405-75A	Screw pair with washer for Showa
24-0786	Showa	Screw only, 5 pack
24-0328	45832-77	Leg Cap for Showa forks

**1973-76 Kayaba Fork Internals**, sold in pairs.

VT No.	#	OEM	Item
24-0189	B	45978-73	Tube Piston
12-0945	C	45979-73	Piston Snap Ring
24-0219	D	45985-73	Top Spring Collar
12-0988	C	45932-73	Upper Snap Ring



**Fork Internal Kit** includes springs, damper parts and plugs for FLH.

VT No.	Years
24-0743	1949-76
24-0744	1977-84



**Lower Damper Tube Stops**, sold in pairs.

VT No.	OEM	Fits
24-0129	46121-48	1949-76 FLH
24-0459	45918-73	1973-77 FX Kayaba
24-0094	45402-75	1976-83 FX Showa
24-0258	45834-77	1977-83 FL-FXWG



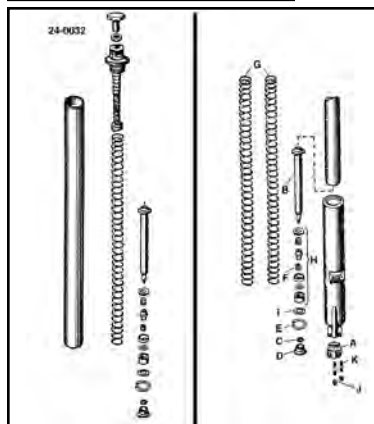
**Lower Damper Tube Springs.**

VT No.	OEM	Fits
13-9210	46062-71	1971-72 FX, pair
13-1945	43855-77	1977-up FL-FXWG-FXST, pair
13-9160	45382-83	1983-86 FXR-FX, 10 pack



**Glide Front Fork Damper Set** is for both sides for 1949-77 Big Twin.

VT No. 24-0136



**Replica Glide Bushing Set**

for 1949-76 Big Twin includes two long and two short bushings.

VT No. 24-0132

**Front Fork Damper Parts**


for 1949-76 FL Glide forks. VT No. 24-0032 leg set includes tubes with all internal parts installed.

VT No.	#	OEM	Item
24-0327	A	45836-48	Leg Cap
24-0133	B	46100-48	Damper tube only, pair
15-0218	C	46111-48	Gasket
15-0219		46125-48	Upper Gasket
15-0220		45850-48	Felt Washer
24-0129	D	46121-48	Lower Damper Bushing, pair
12-0920	E	46172-48	Retaining Rings, 10 pack
13-9156	F	46161-49	Damper Valve Spring, 10 pack
24-0907	G	46051-49A	Fork Spring, pair
12-0707	I	45826-49	Damper Shim
8813-4	J/K	7725	Studs and Nuts
		45840-48	

24-0032

Leg Assembly, pair

## Fork Drain Plug

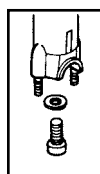


**Fork Drain Screws** are supplied with washers, sold in pairs.

VT No.	OEM	Use
9907-4	46201-52	1952-72 XL-K
	6218W	Chrome
9908-4	As Above	Cadmium
9909-2	45830-48	1948-Early 77 Chrome
9910-4	45790-80	1973-up Showa Fork Lower Legs
	45986-73	
24-0010	45790-80	1976-up Showa Fork Lower Legs
9758-2	45858-77	1977-up FLH, 1980-up FXWG
24-0011	45858-77	1977-up FLH, 1980-up FXWG

**Drain Screw Washers** are available in a 10 pack.

VT No.	OEM	Years	Use	Material
14-0959	6218W	1952-72	Early XL	Copper
14-0019	45986-73	1973-75	Kayaba	Fiber
14-0020	45403-75	1976-up	Showa	Fiber



**Damper Tube Washers** are sold in 10 pack.

VT No.	OEM	Model
14-0017	45992-73	1973-74 XL Kayaba
	Fiber	1973-76 FX
14-0018	45406-75	1975-up XL Showa
	Copper	1976-up FX





**Progressive Suspension Fork Lowering Kit** comes with Progressive rate fork springs and spacers. Each kit can be installed at two different levels to lower fork 1" or 2". Fits 1984-up FXST-FLST, 1993-up FXDWG, 1980-up FLH-FLT, 1978-86 FL-FXWG.  
**VT No. 24-1561**



**35mm Progressive Suspension Fork Springs** feature high quality and performance replacement fork springs. Eliminate front end sag, reduce nose dive under braking, improve cornering stability, increase ride comfort and allow forks to utilize full travel. Sold in pairs. Fit 1983-87 FXRT, 1982-87 FXR-FXRS, 1985-86 FXRD, 1973-86 FX-FXE-FXS-FXSB. **VT No. 24-2040**



**Fork Spring Lowering Kits.** Installation requires minor disassembly to lower the front forks 1 1/4" or 2" depending on the spacer used. Kit includes springs, spacers and hardware. Easily converts stock to stock by reinstalling stock fork springs.  
**24-0159** 40 1980-83 FXWG  
**24-0161** 35 1975-82 FX

## Fork Spring



**Fork Tube Spring Sets** feature high tensile strength wire construction with ground ends. Sold in pairs for OEM replacement per the factory number. For more fork spring applications check factory parts book.


VT No.	Year	Model
<b>33.4mm</b>		
<b>24-0900</b>	1971-72	FX-XLH
<b>35mm</b>		
<b>24-0901</b>	1973-77	FX
<b>24-0904</b>	1976-83	FX-FXE
<b>24-0903</b>	1977-83	FXS-FXS-80-FXB
<b>24-0906</b>	1982-83	FXR
<b>41mm</b>		
<b>24-0907</b>	1949-77	FL-FLH
<b>24-0908</b>	1977-84	FLH, 1980-83 FLT
<b>24-0902</b>	1980-83	FXWG

## Fork Boot



**"Gaiter" Fork Boots** are flexible type for 41mm forks or 39mm forks. Rubber boots are 230 mm long, black. Sold in pairs.

VT No.	Size
<b>28-0439</b>	41mm
<b>28-0440</b>	39mm




**Black Rubber Fork Boots** are designed for a better fit and improved sealing and wiping action. Sold in pairs.

VT No.	Year	Model	MM
<b>28-0900</b>	1971-72	FX	33
<b>28-0902</b>	1973-77	Kayaba	
		FX-FXE-FXS-FXFS	35
<b>28-0903</b>	1975-87	Showa	
		FX-FXE-FXS-FXFS-FXR	35
<b>28-0905</b>	As Above	White	41
<b>28-0901</b>	1949-E77	Wide Glide	41
<b>28-0912</b>	As Above	White	41
<b>28-0904</b>	1984-up	FXST	41
	1980-83	FXWG	




**Chrome 41mm Fork Boot Covers.** Requires removal of front wheel. Fits 1980-up FXWG-FXST-FXDWG.

**VT No. 24-9941**



**Chrome Wiper Boot Covers** are die-cast to fit over the stock rubber fork wiper boot.

VT No.	Type	Year	MM
<b>24-0104</b>	Kayaba	1973-75 FX	35
<b>24-0105</b>	Showa	1976-83 FX	35
<b>24-0106</b>	Wide Glide	1949-77 FL-FLH	41
<b>24-0098</b>	Wide Glide	1980-83 FXWG,	41
		1984-90 FXST	
<b>24-9049</b>	Wide Glide	1980-up ST	41



**Two Piece Chrome Fork Boot Cover Sets** install over stock rubber fork boot by the unique interlocking springs supplied with the kit to securely hold boot covers in place.

VT No.	MM	Year	Model
<b>24-9992</b>	35	Pre1987	FX-FXR
<b>24-9993</b>	41	1980-up	FXWG-FXST-FXDWG



# Fork Seal



**V-Twin Deluxe Seal Kits** include seals, gaskets, snap rings, washers and o-rings. James kits include seals and o-rings only.

James	VT No.	MM	Year	Models
14-0036	14-0014	41	1948-76	FLH
14-0037	14-0938	41	1977-84	FLH-FLT-FXWG
—	14-0043	33.4	1952-70	XL-XLH, Gasket only
14-0039	14-0940	33.4	1971-72	FX
14-0040	14-0941	35	1973-77	FX, Kayaba
14-0041	14-0942	35	1976-83	FX-FXR
		35	1975-84	FX Showa



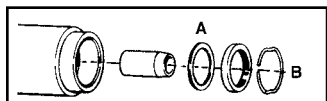
**V-Twin™ Deluxe Glide Fork Seal Kit** fits 1949-76 and includes all the necessary seals and gaskets plus felt retainer, washer and circlips.

VT No.	Item
14-0014	Kit
24-0611	Rings
14-0135	Seals Only, 5 pack



**Fork Seal Kit** replaces 45849-49. Complete seal kit for 1949-76 FL-FLH and includes both upper and lower seal and gaskets.

**VT No. 14-0015**



**A-Slider Seal Washers** are zinc plated.

VT No.	OEM	Year/Model
24-0617	45854-48	1949-76 FL-FLH
24-0615	45844-77	1977-up FL, 1980-up FXWG,
24-0642	45928-73	1973-76 FX-XL
24-0091	45911-80	1980-83 XL, 1982-83 FX



**GB Deluxe Fork Seal Rebuilding Kits** include all pieces illustrated as appropriate for each application.

VT No.	Fits	Size
14-0702	1973-74 Kayaba	35 mm
14-0703	1975-84 Showa	35 mm
14-0706	1977-84 FLH	41 mm
14-0014	1949-76 FLH	41 mm



**Leak Proof Fork Seals** feature a Teflon coating to reduce drag and carry a manufacturer's lifetime guarantee. Sold in pairs.

VT No.	Size	Fits
14-0250	35 mm	1973-76 Kayaba FX's
14-0251	35 mm	1975-87 FX, Showa
14-0252	41 mm	1977-up FL-FLT-FXWG



**Fork Seal Sets** are molded with factory part number. Sold in pairs.

VT No.	OEM	Years	Type	MM
14-0010	45975-71	1971-72	FX	33.4
14-0013	45927-73	1973-76	FX, Kayaba	35
14-0011	45400-75	1976-82	FX-FXR Showa	35
14-0012	45843-77	1977-83	FLH-FXWG	41
		1980-84	FLT	
		1980-84	FXWG	




**GB Upper Fork Seal Kit** is used to update 1949-77 FL/FLH to later style fork seal. The kit contains seals and spacer washer. Its new style seal replaces original type narrow seal, felt and top washer.

**VT No. 14-0046**

**B-Fork Seal Retaining Ring.**

VT No.	OEM	Year	Model
24-0611	45856-48	1949-76	FL-FLH
24-0612	45842-77	1977-up	FL-FXWG
24-0641	45931-73	1973-76	FX-XL
24-0613	45401-75	1975-80	FX-XLH



# Fork Brace



**24-0841 Installed**

**Chrome Fork Brace** is a four piece design for easy installation on 41mm or 39 mm forks.

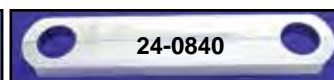
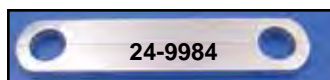
VT No.	Size	Fits
24-0842	41mm	1984-up FXST, 1993-05 FXDWG
24-0841	39mm	1985-05 FXR, FXD
24-1039	39mm	Custom
24-1041	41mm	Custom

**612**



**Chrome Billet Fork Brace** has a unique three-

piece design allows which easy installation on 41 mm fork assemblies. **VT No. 24-0768**



**Tweek Bar Fork Brace** is a two piece design which clamps directly to fork tube. **\*Note:** As noted clamps directly to fork tube other clamp to fork leg.

VT No.	Size	Fits	Finish
24-9984*	41 mm	1949-84 FLH, 1980-up FXWG-FXST	Polish
24-0840*	41mm	As Above	Chrome
24-0768	41 mm	Three Piece	Chrome





**Glide Fork Plug Kit** includes fork tube plugs and matching top filler cap plugs, for FL-FLH 1949-84.

**VT No. Fits**

**24-0140** 1949-84

**24-0625** 1977-up Showa, FL-FXWG-FXST

**24-0599** 1977-up Showa (Tapered)



**Inner Fork Tube Plugs** are for 1949-up Big Twin glide model forks.

VT No.	OEM	Year	Finish	U/M
<b>24-0144</b>	45776-49	1949-Early 77	Chrome	Pair
<b>24-0326</b>	45776-49	1949-Early 77	Zinc	Pair
<b>8716-1</b>	45838-77	1977-up	Chrome	Each
<b>8716-1T</b>		1977-84	Chrome	Each
<b>24-0187</b>	45838-77	1977-up	Chrome	Pair
<b>8226-1</b>	45776-49	1949-Early 77	Chrome	Each



**Fork Plug Sets.**

VT No.	Year	Type	Finish
<b>24-0750</b>	1949-79	Fixed, Vented	Zinc
<b>24-9957</b>	1949-76	Adjustable, Vented	Zinc
<b>24-1762</b>	1949-71	Adjustable	Chrome
<b>24-0828</b>	1977-up	Adjustable, Non-Vented	Zinc
<b>24-1828</b>	1977-up	Adjustable, Non-Vented	Chrome



**Fork Baffle Kit** fits FLH for 1949-77. Servi-car 1958-73, with all parts necessary to thread into slider tube plug as pictured for two sides.

**VT No. 24-0130**



**Top Fork Plug Kit.** Replica of the distinct 1949 style as original, fits 1949-76 FL. Includes top plug set, lower plugs with baffles and gasket set.

**VT No. Item**

**24-1402** Complete Kit

**24-1401** Partial Kit

## 41 mm Fork Plug



**Fork Tube Top Caps** are stock style and vented when required. Sold each unless noted as pair.


VT No.	OEM	Finish	Fits
<b>7620-1</b>	A 45754-49	Chrome	1949-77 FLH
<b>7620-1T</b>	45754-49	Chrome	1949-77 FLH
<b>24-0184</b>	A 45754-49	Chrome	1949-77 FLH, Pair
<b>8872-1</b>	B 45754-60	Zinc	1960-77 FLH
<b>9911-1</b>	B Flat Top	Chrome	1960-77 FL
<b>24-0186</b>	45419-80	Chrome	1977-up FL

**9912-2** B Flat Top Chrome 1978-up FL

**8233-1** A 45419-80 Chrome 1977-84 FL

**8233-1T** A 45419-80 Chrome 1977-84 FL

**Note:** VT No. 8872-1 and 9912-2 are flat top like stock



**Taper-Top Socket Fork** fit 41mm Glide.


**VT No. Years/Model**

**24-0154** 1948-76 FLH

**24-0155** 1977-up FLH-FXWG

**24-0981** 1977-up Allen

**Chrome Fork Tube Plug** with washer. Fits FL, FXWG, Softail 1978-up.  
**VT No. 2311-2**

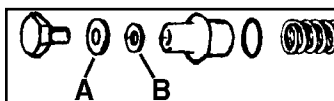


**Chrome 1949 Style Fork Tube Plugs** feature dome shaped as original, with vents. Fit 1949-76 Glide style forks. Sold in pairs.

**VT No. Year**

**24-0465** 1949

**24-1087** 1950-59





**Fork Tube Cap Washer and Seal** for Showa and Kayoba fork legs, sold as pack of 10.

VT No.	OEM	# Fits	Finish
<b>24-0616</b>	45997-73 A	73-up FX-XL-FXR	Zinc
<b>24-0610</b>	5710 A	80-up FXWG fits Tube Plug	Zinc
<b>9964-2</b>	5710 A	80-up FXWG fits Tube Plug	Chrome
<b>14-0132</b>	45773-48 B	48-up FLH-FXWG, Cap Seal Pack of 5	



# 41 mm Glide Tree



**FLH Triple Trees** fit Big Twin FL fork tubes 41mm 1948-84, 1960-84 types can be fitted with aluminum cowl sets only, VT No. 24-0251. 1949-59 can be fitted with tin cowl sets, 24-9913. All lowers accept lower slider covers. The 1948-59 style top trees have 1/2" holes for post riser mounting.

VT No.	OEM	Finish	Year	Item
<b>Tree Sets</b>				
24-0800*	Fits cowl	Chrome	1960-84	A and B
24-0486	Fits cowl	Chrome	1960-84	A and B
24-0829	Fits tins	Black	1948-59	C and D

## Lower Tree Only

24-0811	45700-60	Chrome	1960-84	D
24-0444*	45700-69A	Chrome	1960-84	A
24-0813*	45700-69A	Black	1960-84	A
24-0830	45700-48A	Black	1948-59	D
24-0985	45700-48A	Chrome	1948-59	D
24-1070	Lock Tab	Raw	1973-84	

## Top Tree Only

24-0003	56121-73	Chrome	1973-84	B
24-0814	56121-73	Black	1973-84	B
24-0751	56121-48	Black	1948-59	C-Solid
24-0752	56121-48	Chrome	1948-59	C-Solid
28-1949	56159-49	4 Piece	1960-72	Riser bushing
28-0221	56153-73	Set	1973-84	Riser bushing
37-8835	4729	Zinc	1948-84	Lower Pinch Bolt
24-0674	—		1948-84	Stem Only

\*Note: Lower tree has a lock tab.



**Solid Handlebar Mount Adapter Kit** eliminates the flex style stock rubber mounts. The addition of this kit gives a solid mount handlebar setup.

VT No.	Year	Finish
25-2102	1962-72	Chrome
25-2103	1973-up	Chrome
25-2223	1973-up	Chrome
25-2224	1973-up	Brass
25-2225	1973-up	Black



## Fork Stem Die

VT No.	Item
16-0272	Die Holder Tool
16-0051	Die Tool with Holder Set



**Dies** are round type adjustable to restore damaged or mistreated threads. Fits 1936-84 Big Twin 1" x 24T FL-FLH Fork Stem  
VT No. 16-0836

**Replica Chrome Forged Steel Triple Tree Sets** include lower bearing pressed on, dust shield set and upper bearing with cone nut.

VT No.	Year	Model
24-0345	1960-84	FLH
24-0346	1980-86	FXWG



**FXWG Triple Trees** accept 41mm fork tubes. Bottom tree features built in rake and rounded edges. Trees use VT No. 28-2218 rubber bushing set and headlamp bracket VT No. 31-9991 which can be purchased separately. Trees fit 1980-86 FXWG, FXST.

VT No.	Type	Years
<b>Tree Sets</b>		
24-0000	Stock	1980-86
<b>Top Tree Only</b>		
24-0007	Stock	1980-86
<b>Lower Tree Only</b>		
24-0825	Stock	1980-86
24-0843*	Stock	1980-86
24-0064	Without lock	1980-86

\*Note: Includes lower bearing.



**Chrome 1980-86 FXWG Headlight Bracket** mounts bottom mount headlights on fork and also covers rough casting on lower tree. VT No. 31-0140





# Fork Panel

CLASSIC



24-0500



24-1960

**1948-84 FLH Headlamp Cowl Kit** available with complete light assembly with rim and chrome or polished housing set with matching top handlebar cover as pictured.

## VT No. Item

- 24-0500** Chrome Kit
- 24-0501** Polished Kit
- 24-1960** Black Kit
- 37-0808** Screw Kit, Stainless Steel
- 37-0815** Screw Kit, Chrome
- 37-0949** Screw Kit, Replica



24-0190

**Slider Covers** fit 1949-84 FLH model forks. Stock length is 6<sup>5</sup>/<sub>8</sub>" overall.

## VT No. Finish Fits

- 24-0190** Chrome Stock
- 24-9962** Stainless Stock
- 24-1184** Brushed SS
- 24-1962** Black Stock
- 24-0191** Chrome 1" Over
- 24-9983** Stainless 1" Over
- 24-9987** Stainless 2" Over
- 24-0138** Chrome 2" Over
- 24-9961** Chrome 3" Over
- 24-0139** Chrome 4" Over
- 24-0386** Chrome Flame



24-9962



24-1962



24-9904



24-9900



24-9988



24-9905



24-9908

**Top Triple Tree Covers** are available in either a stainless steel or chrome finish. Note: 24-9904 and 24-9900 for 1949-59 solid mount glide risers.

VT No.	OEM	Finish	Type/Style
<b>24-9904</b>	45740-49	Stainless	FLH, Solid
<b>24-9900</b>	45740-49	Chrome	FLH, Solid
<b>24-9988</b>	45741-50	Stainless	Adjustable, Solid
<b>24-9905*</b>	45741-60	Stainless	3 <sup>1</sup> / <sub>2</sub> " center to center
<b>24-9908*</b>	45741-60	Chrome	3 <sup>1</sup> / <sub>2</sub> " center to center

**\*Note:** 3<sup>1</sup>/<sub>2</sub>" C/C, fit the 1960-up type Iso mount trees.

**Handlebar Clamp Cover** replaces original type FLH 1960-84 Wide Glide forks.



VT No.	OEM	Year	Type
<b>24-0250</b>	56590-60	1960-79	Chrome Smooth
<b>24-0281</b>	56590-60	1960-79	Polished Smooth
<b>24-1862</b>	Black	1960-79	Black
<b>24-9963*</b>	56589-60	1960-79	Chrome with Damper Hole
<b>24-0330</b>	56590-79	1980-84	Chrome Smooth
<b>37-8701</b>	Chrome	1960-84	Screws for Above
<b>37-8701T</b>	Chrome	1960-84	Screws for Above

**\*Note:** Uses 24-0202 damper kit.



24-1464



24-9912



24-9922



24-1755



24-9909




24-9258



24-1753



24-1755



37-0547



24-7943

**Fork Covers** fit 1949-59 FLH triple trees.

VT No.	Years	Item	Finish/Note
<b>24-1464</b>	1955-59	5 Piece Kit	Black
<b>24-9913</b>	1955-59	3 Piece Kit	Chrome, 3 Rib, Hydra Glide
<b>24-9909</b>	1955-59	3 Piece Kit	Stainless, 3 Rib, Hydra Glide
<b>24-1753</b>	1955-59	4 Piece Kit	Black, 3 Rib, Hydra Glide
<b>24-9912*</b>	1949	4 Piece Kit	Stainless, 4 Rib
<b>24-9258</b>	1950-54	4 Piece Kit	Stainless, 3 Rib
<b>24-9922*</b>	1950-54	4 Piece Kit	Stainless, 4 Rib, Hydra Glide
<b>24-1755*</b>	1950-54	4 Piece Kit	Chrome, 3 Rib, Hydra Glide
<b>24-9902</b>	1949-59	Left	Stainless, 46281-49
<b>24-9903</b>	1949-59	Right	Stainless, 46273-49
<b>24-7943</b>	Set	Right & Left	
<b>24-9923</b>	1950-54	Front	Stainless, 4 Rib Hydra Glide
<b>24-9924</b>	1949	Front	Stainless, 4 Rib
<b>24-9906</b>	1955-59	Front	Stainless, 46273-49A 3 Rib Hydra Glide
<b>24-9907</b>	1955-59	Front	Chrome, 3 Rib, Hydra Glide
<b>24-1085</b>	1949-59		Screws, set of 6
<b>37-0547</b>	1949-59	—	Mount Kit

**\*Note:** 1949-53 type feature straight ribs and includes VT No. 24-9904 tree cover.



**Control Cable Guide** replaces 56600-49 on 1949-60 FL's to prevent cables and wiring from abrasion on top triple tree and has black plastic construction.

**VT No. 28-0222**



## Neck Kit with stop



**Smooth Neck Cup Set** features built in stop and includes races and bearings.  
VT No. 24-0874



**Chrome Internal Fork Stop Kit** includes pieces for complete installation on Big Twins, and custom frames which accept press in neck cups. Kit allows choice of turning radius of 35 or 45 degrees. For 1936-87 Big Twin in 35° and 45° configuration.  
VT No. 24-0296

**Chrome Mega-Neck Cup Set** features 1" inner diameter bearing set with large outside diameter on the outer race which provides 1.68 times the radial capacity and 1.57 times the axial capacity of a conventional bearing. Kit includes chrome cups, bearings, races and two dust shields.  
VT No. 24-0300

## Top Nut



**Chrome Glide Acorn Nut** is 1" x 24T with Shoulder for alignment in top tee, fits 1948-up FL-FLH.

VT No.	Item
37-0442	With
7802-1	With
24-1459	Without
37-0443	Without



### Stock Type Stem Nut

VT No.	Year	Type	Finish
24-0185	1948-up	Glide	Zinc
37-8138	1960-up	Glide	Chrome
24-1456	1960-up	Glide	Zinc
17-0924	Lock Tab		
37-0597	Chrome	Nut	
17-0924	Zinc	Lock tab, 10 pack	



**Stem Nut and Lockwasher Kit** includes lock washer and nut.

VT No.	Finish	Item
8808-2	Black	Kit
37-8138	Chrome	Kit
24-0197	Zinc	Kit
24-0226	Nut with Stainless Steel Cover	



**1949-84 Stem Nut and Lower Cone Nut Set.** Thin profile of cone nut allows use of outer covers and cowls.  
VT No. 24-0317



**Chrome Fork Stem Nut Cover** to fit over stock stem nut and held in place by set screws. Cover is one piece.

VT No.	Fits
24-0636	1971-87 35mm fork
24-1336	1980-up 39mm fork



**Chrome Flat Top Stem Nut** replaces 45718-71 on 1978-86 FXE-FX-FXR.

VT No.	Item
37-8137	Nut, 7/8 x 24 threads per inch
9963-1	Washer
9963-1T	Washer
37-0988	Washer



**VT No. 24-0663 VT No. 24-0662 VT No. 24-0113**  
**FL Cone Cover Nut** features cover with built in nut. Replaces 48330-48.

VT No.	Item	Years
24-0113	Hex Type	1960-84
24-0662	Replica Type	1949-84
24-0663	Cone Type	1960-84



**Lower Cone Nut** for Big Twins.

VT No.	OEM	Years
24-0622	48330-48A	1949-59
24-0278	48330-48B	1960-84



**1949-60 Top Nut** features crenelated design for use with steering damper plates. Replaces 45718-49.  
VT No. 24-0120



**Wide Glide Top Nut Kit** fits 1948-84 FL, 1971-2010 FX. Includes top nut, cover set and lock nut, and tapered bearing set.  
VT No. 24-1460





# Big Twin Neck Kit



24-0122



24-0253



24-1282



12-0348



12-0823



24-0121



24-0119




24-1751

**Big Twin Neck Cup Assembly** available as a complete kit which includes chrome neck cups with races installed and a chrome top nut. Available as component parts for 1948-86 Big Twins.

VT No.	Item
24-0122	Kit, Complete with chrome cups
24-1751	Kit, Complete with zinc cups
24-0253	Kit with cups
24-0121	Cup Set, zinc
24-0119	Cup Set, chrome
24-1071	Without races, Cup Set, chrome



24-0126



24-0118

**1960-84 Chrome Cup Set** for use with early fork tins.

24-0126	Cup Set
24-0118	Bearing, pair
24-0112	Lower Cover



24-0322

**Chrome Smoothie Neck Cup Kit** includes races, 1" bearings and dust cover set for Big Twins.


VT No.	Item
24-0322	Kit
24-1156	Top Cover
24-0112	Lower Cover



**Sealed Bearing Set** for 1" stems.  
VT No. 24-0089

**Fork Stem Bearings and Races.**  
Order separately as noted.

VT No.	Item	Type	U/M	
24-1282	Kit	All	7 Piece	
12-0334	1949-59 Big Twin	Bearing	Each	
12-0365	1949-59 Big Twin	Race	Each	
24-0118	1960-up Big Twin	Bearings	Pair	
VT No.	Brand	Year	Item	U/M
12-0384	Peer	1960-up Big Twin	Bearings	Pair
12-0823	VT	1960-up Big Twin	Bearing	Each
12-0335	Timken	1960-up Big Twin	Bearing	Each
12-0348	Timken	1960-up Big Twin	Race	Each
12-0383	Peer	1960-up Big Twin	Race	Each



24-0624

**Dust Shields.**

VT No.	Finish	Fits	Model
24-0618	Zinc		48-up Big Twin
24-0112	Zinc	Lower	48-up FX-FL
24-0624	Zinc	Chrome (Low)	48-up FX-FL
24-0117	Zinc	Upper & Low	60-up FX-FL
24-0114	Chrome	Upper & Low	60-up FX-FL
24-0237	Chrome	Upper Big Twin	



24-0103

**Sealed Timken Neck Bearings** feature built in rubber seal where bearing contacts top of race. Available as a complete kit with chrome cups that includes dust shields or as bearings only that can be used to update models where races are pressed into frame neck.

VT No.	Item
24-0103	Chrome Cups with races and Sealed Bearing Kit 1949-88 Big Twin
24-0102	Two Sealed Bearings for 1989-up FXST-FLST, FXR 1980-up FLT, 1992-up Dynaglide model



**Hexagon Neck Cup Kit** includes 1" neck bearing set.  
VT No. 24-0305



**Bearing Seal Set.** Metal backed seal fits all 1" neck bearing applications pair.  
VT No. 14-0174

## Raked Kit



24-0274

**"Raked" Fork Neck Cup Kit** replaces existing removable cups to provide 3° rake when installed. Kit includes cup set, bearing set and dust covers with instructions. Fits 1949-87 Big Twin.

VT No.	Finish
24-0274	Stainless
24-0283	Chrome

**Note:** Rake neck kits are for **show applications** only and **require** longer fork tubes to be installed.



# Glide Riser



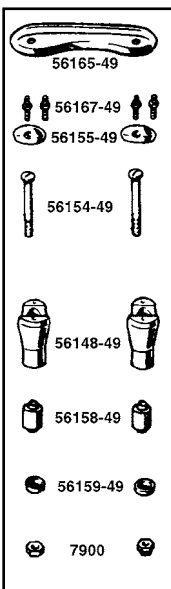
**Replica 1949-59 Big Twin Riser Kit** includes two chrome post risers with zinc plated caps, chrome riser link with four studs and acorn nuts, two rubber bushings, two screws and two flex lock nuts as pictured.

VT No.	Item
25-2175	Kit
25-2117	Riser with bushing and top clamp
37-8820	Bolt Only
37-9149	Flex Nuts




**Chrome Riser Link** fits 1949-60 FL and has 4 3/4" center to center mounting holes.

VT No.	Use
49-0417	Top Clamp
37-8810	Four Studs and Four Acorns, Set



**Chrome Early Style Glide Risers** feature rubber bushings for use on 1949-59 models of FLH. Order top riser link separately.

VT No.	Item
25-2117	Riser and Top Chrome Set
25-2137	Replica Early Style Zinc Top
37-8820	Bolts, pair with nuts
25-2137	Tops, Zinc, pair
25-2212	Tops, Chrome, pair
28-1949	Rubber Washer, pair
37-8810	Kit, 4 pc Rubber Bushing, pair
28-1950	Rubber Washer only, pair
28-2223	.007 Oversize Rubber Bushings, pair
37-8810	Acorn Nuts with Stud Set



**Control Cable Guide** replaces 56600-49 on 1949-60 FL's to prevent cables and wiring from abrasion on top triple tree. Guide has black plastic construction.

VT No. 28-0222




**Stock Type Risers** are original tapered type, through bolt design, chrome steel. Bolts not included. \*Note: Feature rubber Iso-inserts, and 5/16" acorn nuts.

VT No.	Rise
25-2171	3"
25-2129	4", Threaded
25-2173	5"
25-2130*	5"
25-2176*	3"
25-2220	3"
25-2250	3"



**Black Handlebar Clamp** fits 1960-78 FL. VT No. 25-2134



**Handlebar Clamp Cover** replaces original type FLH 1960-84 Wide Glide Forks.

VT No.	Year	Type
24-0250	1960-79	Chrome Smooth
24-1862	Black	As Above
24-0281	1960-79	Polished Smooth
24-9963*	1960-79	Chrome with Damper Hole
24-0330	1980-84	Chrome Smooth
37-8701	1960-84	Chrome Screws for Above
37-8701T	1960-84	Chrome Screws for Above

\*Note: Uses 24-0202 damper kit.

## Bushing



**Handlebar Riser Bushing Kit** includes two bushings and two washers for 1949-72 FL. The 1960-72 FL requires VT No. 26-2121 for solid type mounting.

VT No.	#	Note	Years	Item
28-1949	A-B	Kit	1949-59	Four pieces
28-1950	B	Pair	1949-59	Two washers
28-2121	A	Pair	1949-72	Two bushings
28-2223	A		.007	Oversize
26-2121	C	Set (4)	1960-72	Bushings Steel



25-2102



28-2103

**Solid Handlebar Mount Adapter Kit** eliminates the flex style stock rubber mounts. The addition of this kit gives a solid mount handlebar setup.

VT No.	Fits
25-2102	1962-up
25-2103	1973-up




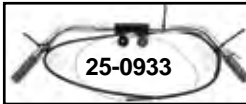
**Chrome Duo-Glide Bar Set** is a chrome stock type with switches and cables installed. Fits 1960-64 FL.

**VT No. Item**

**25-0662** Bar Set

**25-0933** Bar Assembly

**25-0941** Bar Set (Throttle Only)



**Two Piece Bars.** Original Buckhorn type, knurled to fit stock riser block on 1960-78 FL, 1" diameter on both ends enables snap throttle to be used.

**VT No. 25-0663**



**Replica Chrome Cross Bar Kit** includes fluted tube and two stainless clamps for FLH models.



**VT No. Item**

**49-0153** Cross Bar

**31-0530** Clamp Set Only

**37-1969** Bolt Set

## Grips



**1962-72 Rib Style Grips.**

**VT No. Color**

**28-0118** Black

**28-0184** Red

**28-0186** Yellow

**28-0119** White

**28-0185** Blue

**28-0187** Green



**Replica Waffle Grips** are replacement for 56212-53 on 1949-61, in 1 1/8" size or 1974-up late type 1 1/8" size. Available in pairs. Order chrome plugs separately.

**VT No. Color**

**28-0159** Black without plug hole 1949-72

**28-0110** Black with plug hole 1949-72

**28-0111** White 1949-72

**28-1985** Black with chrome plugs 1974-up 1 1/8", 1" left grip

**28-0134** Black with chrome plugs 1953-72 1 1/8"

**28-0121** White 1974-84 1 1/8"

**Year**

**Inner Diameter**

## Handlebar



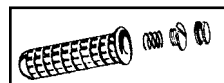
**Early Glide Bars** use stock internal components for years listed. Available in one piece with reinforced center or two piece type. Some hand fitting internals required.

VT No.	Note	Type	Fits	Piece
25-0697		Bar Only	1949-53	1
25-0601	A	Assembly	1949-53	
25-0661		Bar Only	1954-59	1
25-0600	B	Assembly	1954-59	1
25-0602	C	Assembly	1954-59	
25-2180		Bar Only	1965-73 FL-FLH	2
A Complete with Push Throttle/Spark/Switches				
B Complete with Push Throttle/Push Spark/Switches				
C Complete with Pull Throttle/Push Spark/Switches				



**Order Internals Separately Listed Below**

VT No.	Item	Year/Fits
36-0497	Throttle Spark	1949-53 Two side, push
36-0499	Throttle Spark	1954-64 Two side, push
36-2551	Throttle Only	1954-73 One side, push
36-2574	Throttle Only	1954-73 One side, pull
36-0073	Cable Wire Set	



**Grip Hole Plugs** for 1953-61 are zinc plated with groove, pair. **VT No. 28-0625**



**Chrome Hole Plugs** for 1960-84 snap in as replacements.

**VT No. 28-0618**



# Glide Fender



50-0124



50-1144

**Replica Fender for 1949-84 FLH.**  
**VT No. Finish**  
**50-0124 Raw**  
**50-1144 Chrome**



**Replica Glide Raw Finish Front Fender**  
 replaces 59000-48A with early type brackets riveted on. Fits 1949-57.  
**VT No. 50-0742**



50-0172



50-0169

**Fat Kid Steel Front Fenders** fit 16" wheels on Glide Forks.

VT No.	Fits	Finish
50-0172	1980-99 FXWG-FXST	Raw
50-0169	1949-84 FLH	Raw



50-0127



50-0135



50-0128



50-0115



50-1147

**Glide Type Fenders** are finished as noted, include chrome or raw braces riveted on. Fit 19" and 21" tires only for 1949-84 FL.


VT No.	Fender	Braces
50-0127	Plain	Chrome
50-0135	Plain	Raw
50-0128	Chrome	Chrome
50-0115	Raw Springer Type	Chrome
50-1147	Raw	Raw



**Glide Fender Bracket,**  
 zinc finish.  
**VT No. 50-1148**



50-0124



50-0137



50-0117



50-1081



50-0140



**FLH Front Fenders** fit 1949-84 Wide Glide type forks for 16" wheels.

VT No.	Type	Note
50-0124	Replica Raw	Without trim holes
50-0137	Replica Raw	With trim holes
50-0117	Replica	Without brackets
50-1081	Replica	1979-84 with fender tip indent and trim holes
50-0140	Replica	Less Brackets, Raw



50-1086

**Front Fender Mount Kit** attaches fender to original style assembly.

**All fenders listed fit 41mm wide style glide fork assemblies.**

VT No.	Model	Year	Finish
37-0830	FXWG	1980-83	Chrome
50-1086	FLH	1949-84	Zinc
2292-8	FLH	1951-78	Chrome
17-0941	FL Locktabs	1975-84	Zinc
37-0895	FLT	1980-up	Zinc



31-3967



31-0539

**Glide Fender Brackets** replace braces on 1948-84 FLH fenders for repair or mounting on custom 7" wide fenders.

VT No.	Year
31-3967	1958-84
31-0539	1949-57
50-1148	1949-up, zinc



50-1530



50-1541



48-1981

**Police Fender Marker Plate** fits 1936-84 45" and Big Twins. Order decal set separately.

VT No.	Item
50-1530	Marker Plate
48-1981	Decal Set
50-1541	Set





# Front Fender for 35 and 39mm Fork



50-0120



50-0392



50-0119

**Front Stock Type Fender** in raw steel, has chrome tubular type brackets riveted in place.

VT No.	Year	Type	Cable Bracket
50-0120	1970-83	Assembled	Right
50-0392	1970-83	Assembled	Left
50-0118	1970-83	Unassembled	
50-0119	1970-83	Bobbed	
50-0932		Bracket set	
50-0789	1984-91	Assembled	
37-6370	—	Stainless Steel Rivets	25 pieces



50-0932



50-0118



**Springer Style Fender** fits 1973-up 35 and 39 mm models with 19" or 21" wheels.

VT No. 50-0116



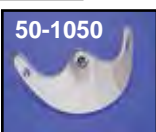
**Chrome Front Fender Allen Head Screw Kits** contain all the necessary screws for mounting front fender brackets to fender and bracket to fork legs. Use on all 1973-up FX stock type front fenders. VT No. 37-6367



**Fender Rivets** fit 1973-up FX-XL models, stainless, pack of 25. VT No. 37-6370



50-1055



50-1050




50-1049



50-0915

**Chrome Fender Tips** in stamped, includes screws. Fits fender width as noted.

VT No.	Style	Width	Type
50-1055	Eagle	4"	XL-XLS
50-1050	Smooth	4"	XL-XLS
50-1049	Smooth	5"	FX
50-0915	Eagle	5"	FX



**Emblem Sets** feature threaded studs to attach to fender as original accessory, but can be mounted to fenders and saddlebags, sold as pair.

VT No.	OEM	Finish	Type
38-6674	11530-46	Nickel	Deluxe
38-0923		Chrome	Deluxe
38-6675	91583-52	Nickel	O.H.V.
38-6676	91582-50	Chrome	Hydra-Glide
38-6680	59195-58	Chrome	Duo-Glide
38-6555		Chrome	Electra-Glide
37-8842*	7613A	10 pack	Speed-Nuts



50-0122



50-0136



50-0123



50-0164



50-0165




50-0191




50-0889

**Narrow Type Front Fenders** for 35 or 39mm forks feature a raw or chrome steel finish with brackets riveted on. VT No. 50-0122 fits 19" wheels on 1973-90 XLX models, 50-0164 fits 1973-up models with 21" wheels and 1991-up with 19" or 21" wheels.

VT No.	Finish	Wheel	Brackets
50-0122	Plain	19"	Chrome
50-0136	Plain	19"	Raw
50-0123	Chrome	19"	Chrome
50-0164	Raw	19"	Chrome
50-0165	Raw	19"	Raw
50-0191	Chrome	19"	Chrome
50-0889	Raw	19"	Raw
50-1140	Raw	19"	Raw



50-0133



50-0195



50-0196

**Universal Sport Style Front Fender** is rolled on edge and in front. The brackets are not included.

VT No.	Type
50-0133	Chrome (drilled)
50-0195	Plain
50-0196	Chrome



# Spring Fork Fender

50-0144



50-0750



**Spring Fork Front Fenders** are 7½" wide for 16" or 18" wheels with riveted on wide braces. Big Twin fits with outside rockers.

VT No.	Year/Model
50-0144	1936-48 Big Twin
50-0750	1936-46 Big Twin

## Separate Pieces

51-0540	Lower Brace Set 1936-48 Big Twin
50-0182	Skirt Set Only Right and Left
50-0779	Fender without Braces



**Stainless Fender Trim** for 1939-48 Big Twin and 45", 1940-49 Spring fork front Includes clips.

VT No.	Fits
50-0914	Front
37-8458	Clips, 25 pack

50-0883



**Bobber Fender** is 6" wide without holes. Order bracket to mount to spring fork rear leg tabs. Fits 1936-57 Spring Forks.

VT No.	Item
50-0883	Fender
50-1566	Bracket



28-0701




28-0702



**Mud Flaps.** Stock type for front and rear fenders for Big Twin.

VT No.	Type	Color	Note
28-0701	Rubber	Black	Plain
28-0702	Rubber	White	Plain




**Early Mud Flap** replaces 59235-26 in rubber with laminated cloth construction.

VT No.	Item
28-2249	Mud Flap
49-0425	Mount Hardware

37-6368



37-6369



37-6370



**Replacement Fender Rivets** fit all FL front and rear fenders and FX front fenders, pack of 25.

VT No.	Fits
37-6368	Big Twin Fender Brace
37-6369	Big Twin Fender Top
37-6370	FX Front, 1973-up Stainless

50-0894



50-0895



50-0751



50-0760



50-0474

**Replica Front Fenders** feature two piece spot welded skirt panels and correct width braces.

VT No.	Year	Model
50-0894	1936-46	Big Twin
50-0895*	1936-46	Big Twin
50-0751	1947-48	Big Twin
50-0760		Fender Body Only
50-0474		Bobbed

**\*Note:** 50-0895 has fender lamp holes. All other are without fender lamp holes.

**Front Fender Mounting Kit** is used to install stock front fenders on 1936-57 Spring Forks.

VT No.	Item
8203-6	Kit, Cadmium
9680-6	Kit, Parkerized
9742-6	Kit, Chrome
8009-2	Locks Only
50-0730	Brace Set
50-0734	Reinforcement Plate



**Universal Springer Style Fender** for 18, 19, and 21" wheel. Brackets must be fabricated.

**VT No. 50-0780**

**Note: All Items Shipped with a Raw Finish may have some oxidation (rust on surface)!**





# Rigid Rear Fender



50-0143



50-0180



50-0156



50-0744



50-0142




50-0880



50-0892



50-0280




50-0157



50-0283




50-0284




50-0913

**Stainless Fender Trim** for Rigid rear 1939-48 Big Twin. Includes clips.

VT No.	Fits
50-0913	Rear
37-8458	Clips, 25 pack




31-0190



37-9204



31-0457



37-1507



50-1054



50-0525



50-0557



50-1010


**Fender U Clamp** is used on 1936-57 Rigid models secures rear fender to frame cross tube. Replaces 59800-36.

VT No.	Finish	Note
31-0190	Chrome	Order chrome carriage bolts separately
31-0457	Parkerized	Order chrome carriage bolts separately
37-9204	Black	Bolt set, when using rear frame bar
37-1507	Chrome	Carriage bolts



**Rigid Rear Fender Mounting Kit** includes hardware to install rear fender on 1936-57 Big Twin.

VT No.	Finish
8202-18	Cadmium
9708-18	Chrome
9707-18	Parkerized
2493-6	Parkerized
2460-2	Parkerized



2493-6



**Stainless Steel Strip Set** is shown installed on a Rigid Fender. VT No. 50-1045



**Accent Bars for Rigid Rear Fender**  
VT No. 2634-12T



50-0283



50-0284

**Raw Rigid Rear Fender Assembly.**

VT No.	Fits	Year
50-0283	Without tail end hinge	1936-48
50-0284	Without tail end hinge	1949-51
<b>Rear Fender Mount Raw Steel Mount Brace Set.</b>		
50-0348	1946-57 FL	
50-0349	1941-46 FL Narrow	

**Rigid Rear Fenders.** VT No. 50-0143 and 50-0141 feature relief over skirts to accept stainless fender trim attached by clips. Fully assembled and riveted together with hinge. VT No. 50-0142 has smooth skirts for 1949-57 Rigid Big Twin and VT No. 50-0744 has fender plate built in.

## Big Twin

**VT No. Fits**

50-0143	1939-54
50-0180	1936-39
50-0156*	1939-46 with Narrow braces
50-0157*	1947-48 with Wide braces
50-0744	1949-51
50-0142	1949-57
50-0880	1936-57 Bobbed
50-0892	1936-57 Bobbed
50-0280	1936-57, Short
50-0283	1936-46, Short
50-0284	1936-50, Short
50-1054	1939-46, Tail Only
50-1053	1949-54, Tail Only
50-1199	1955-57, Tail Only No Cut Out
50-0525	1949-57, Straps
50-0349	1936-46 Narrow Brace Set
50-0348	1946-57 Rear Fender Brace Set
50-1010	Fender Plate
50-0449	Rear Fender Raw Brace
50-0525	Rear Fender Raw Brace, 1949-1957
50-0549	Rear Fender Tail End, 1949-53

\*Note: Features two piece spot welded skirt.

**Note: All Items Shipped with a Raw Finish may have some oxidation (rust on surface)!**



# Rear Fender

FRAME • FENDERS • TANKS

We suggest pre-fitting all component parts including engine and transmission assemblies before painting or final assembly of a frame, fender or tank.



50-0702



50-0705



50-0761



50-0884



50-0774



50-0879



50-0743

**Replica FLH Rear Fenders** replace the original steel part. Taillight cut out and turn signal mounts noted.

VT No.	Application	Tail Lamp	Type
50-0702	1958-76 FL	A	Flip
50-0705	1958-78 FL	B	Flip
50-0761	1973-78	C	Flip
50-0884	1973-78	C and D	Flip
50-0774	1979-84 Replica	C and D	One Piece
50-0879	1979-84 FLH	C	One Piece
50-0743	1979-84 Replica	B	One Piece
Accepts	A Early 1955-72 type		
Taillight	B Tombstone or Beehive		
Type	C Late 1973-up large style		
	D Turn Signal Indents		



50-1054



50-1053



50-0703

**Rear Fender End.** One-half of hinge is riveted to fender end.

VT No.	Year	Model
50-1054	1939-46	Rigid Big Twin and 45
50-1053	1947-54	Rigid Big Twin and 45
50-1199	1955-57	Rigid Big Twin, no cutout
50-0703	1958-78	No Cut Out
50-1006	1958-78	Hinge with Pin
50-0931	1939-48	Hinge with Pin
37-8840	1939-78	Hinge Pin

624

All Fenders are STEEL!

# Strut Set



50-0900




50-0979



50-1072 Installed



50-1072



50-0906



50-0901



50-0902



50-0907



50-0903



50-1080

**Chrome Fender Strut Sets** are available in smooth or stock style with signal and mount holes. Smooth is without holes, stock is with holes.

Smooth	Stock	OEM	Fits
N/A	50-0900	59929-73	1973-83 FX-FXE
N/A	50-0979	As Above	Less turn signal holes
50-0906	50-1072	59923-58	1958-76 FLH with 5 holes
N/A	50-0901	As Above	With 7 holes
N/A	50-0902	59933-77	1977-84 FLH
50-0907	50-0903	59960-80	1980-85 FXWG
		59961-80	
N/A	50-1080	As Above	less turn signal holes



**Strut Spacers** replace 59938-72 on 1972-84 FX-FXE models, pack of 10.

VT No. 37-9093



**Chrome Allen Fender Strut Bolt Kits**

include necessary allen head bolts, washers and nuts for fender mounting.

VT No. Year/Model

37-9047	1980-85 FXWG
2527-8	1980-85 FXWG
37-9048	1973-85 FX
37-9049	1958-84 FL without saddlebags/luggage rack



**Chrome Rear Fender Support Mount Kit** to replace original hardware for FLH.

VT No.	Year	Style
9638-30	1958-80	Acorn
8879-30	1958-80	Stock
2625-30	1958-80	Replica




8879-30

**Note: All Items Shipped with a Raw Finish may have some oxidation (rust on surface)!**



# Rear Fender 71-84 FX-FXE-FXWG

All Fenders are  
STEEL!



50-0701



50-1076



50-0704



50-0700




50-0942

**FX-FXE Rear Fenders** for 1972-84 FX models use stock struts. **\*Note:** Accepts tail lamp as noted. All fenders use either 50-0900 stock or 50-0905 smooth struts.

VT No.	Type
50-0701	Flare End
50-1076	Stock 1971-72
50-0704*	Stock 1973-84
50-0700	Smooth
50-0942	Full, Smooth

Tail Lamp
No
33-0300
33-0301
No
No



50-0903



50-1080

**Chrome Steel Struts** fit FXE-FXWG as noted.

Smooth	Stock	Year
N/A	50-0900	1973-83
N/A	50-0979	Without Signal Hole
50-0907	50-0903	1980-85 FXWG
N/A	50-1080	Without Signal Hole
2522-6		Mount Kit



50-0942



50-0471



50-1525



50-0860

**Dresser Rear Fender** not drilled, to be installed with modification.

VT No.	Width
50-0942	6.5"
50-0471	7.5"
50-0860	8.0"
50-1525	9.0"



Stock Style  
50-0793



Cateye Style  
50-0755



Slice Style  
50-0756



50-0150

**FXWG Bobbed Style Rear Fender Kits** fit 1965-85 FLH, 1971-84 FX-FXE models. Kits include steel fender chrome struts, chrome tail lamp bracket and tail lamp. Available in three styles.

VT No.	Tail Lamp Style
50-0793	Stock
50-0755	Cateye
50-0756	Slice
50-0150	Fender Only
50-1080	Struts



50-0150



50-0170



50-0547

**Bobbed Style Rear Fenders** fit stock struts. Order light brackets separately. VT No. 50-0547 is 8" wide for use with 160 tire and is not drilled.

VT No.	Year	Model	Light Bracket
50-0150	1980-85	FXWG	31-0160
50-0170	1972-84	FXE	31-0472
50-0547	1972-85	All	31-3192

## FXR



50-1064



50-1106

**Stock Type Rear Fender** fits 1981-up FXR-FXRS models. Replaces 59634-81A.

VT No.	Item	Year
50-0768	Fender	1981-94 FXR
50-1064	Struts	1982-86 FXR
50-1106	Struts	1987-94 FXR

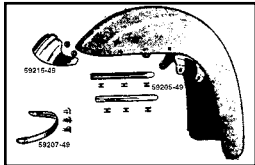


50-0768

**Note: All Items Shipped with a Raw Finish may have some oxidation (rust on surface)!**



# Fender Trim



**Front Fender Trim Set** for 1949-72 FL models includes tip, side strips, and lower end trim.

**VT No. Years**

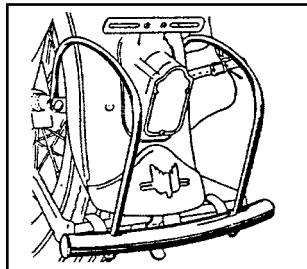

**50-0958** 1949-58 Kit

**50-0997** 1949-70 Lower End Trim Only

**50-1022\*** 1958-66

**50-1023\*** 1967-72

**\*Note:** Include tip and side spears only.




**Rear Bumpers** with original cabbage cutter design grill.

**VT No. Type**

**50-1099** With Grill

**50-1040** Without Grill



**Front Bumper** with original cutter design. Includes parts for mounting to FLH-FLT front fenders. Fender requires drilling for installation.

**VT No. Item**

**50-1037** Complete Kit

**37-9024** Chrome Eye Bolt Set




**Sargent Stripe Set** includes six pieces in stainless with attachment clips. Drill template included for 1949-57 rigid fenders.

**VT No. 50-1033**



**Chrome Rigid Rear Fender Stripe Set** features die cast construction with stud mountings to fit 1949-57. Note: Instructions and templates on web.

**VT No. 50-1052**



**Chrome Fender Trim Rails** for FLH, 1949-84 drum and disc models, and rear for 1958-84 FL models.

**VT No.**

**Fits**

**Style**

**50-0992**

Front

V Design

**50-1047**

Drum only

V Design

**37-9108**

Spacers

For Above

**50-0991**

Rear

V Design

**37-8997**

"T" Bolt

Front

**37-0854**

Front

Mount Kit

**50-0345**

Rear V



**Front and Rear Bumpers** feature rubber inserts as original.

**VT No.**

**Year**

**Type**

**50-1100**

1968-80

Front, FLH

**50-1058**

1968-84

Front Rubber insert

**37-9108**

1968-up

Front Spacer, four piece

**37-0855**


1968-84

Mount Bolt Kit

**31-1346**




1977-up

Front, Bracket



**Stainless Steel Fender Trim Set** features two 9" and two 10" strips for the top of all 7 1/4" wide rigid, swing arm or bobbed rear fenders. T-bolts and supplied for ease of installation. **Note:** Template on web.

**VT No. 50-1045**



**Chrome Front Fender Rails** fit FL style front fenders. Includes mount stanchions and template.

**VT No.**

**Type**

**50-1084**

Rail Trim Kit, Custom

**50-1531**

1949-up, Short

**50-1533**

1949-up Wide Glide Forks, Candy Cane

**50-1532**

Dual Rail, 9" Long

**50-1552**

Lower Fender Rail

**50-1534**

Loop





# Fender Tip and Trim

CLASSIC



**Die Cast Chrome Fender Tips** fit 1958-84 FLH. Order the side rails separately.

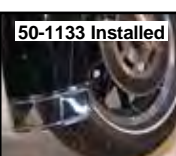
Front	Rear	Years
50-0950	50-0952	1959-66
50-1004	50-1005	1967-72
50-1029	50-1030	1978-79
50-1031	50-1032	1980-84
50-1152	50-1153	1980-84
	50-1191	1980-84

## Painted Inlay

50-0343	50-0344	1200 cc
50-0346	50-0347	80"


## Stainless Side Rails

50-0957	1967-up
---------	---------



**Lower Fender Trim** includes screws except 50-1015. Fits 1949-84 FLH.

VT No.	Type
50-1003	Smooth
50-1009	Ribbed
50-1132	Flame
50-1133	Smooth
50-1015	Smooth
37-1508	Screw Kit



**1936-58 Fender Tips.** Order the side rails separately.

VT No.	Type	Year	Finish
50-0953	Front	1949-58	Stainless
50-0955	Front	1935-46	Chrome
50-0956	Rear	1935-46	Chrome
50-0954	Rails	1949-56	Stainless
50-0951	Rails	1957-66	Stainless
50-0531	Rails	1957-up	Chrome
37-8784	Set	Four T-Bolts and Four Nuts	



## 1936-48 Fender Tips.

Chrome	Brass	Type
50-0047	50-0091	Rear, Rocket Style
50-0048	50-0092	Front, Rocket Style



**Chrome Fender Tips** in stamped steel. For 1934-57 front or rear fenders.

VT No.	Style
50-0999	Smooth
50-0916	Eagle



**Chrome Fender Tip Set.** Tips attach by 2 studs on each tip. Installation requires drilling of holes in fenders. Order side rails separately. VT No. 50-0504



**Rear Fender Wiring Loops.** Set of 3. VT No. 50-0339



# Kickstand



**Chrome Smooth Kickstand Bracket** is one-piece forged design with recessed mount hardware.  
**VT No. 27-0250**




**Chrome Kickstand Assembly** fits 1936-85 models. Kit includes late style mount bracket with built in spring plate, lock tab, spring and flat bottomed forged side stand with mount hardware.  
**VT No. 27-1720**



**Custom Kickstand Assembly** features full forged construction with chrome smooth contour design, including recessed mount screws for 1936-99 Big Twin, 4-Speed, 1984-up Softail models. Stock length.

**VT No. 27-0253**



**27-0779**



**27-0778**



**27-0514**

**Chrome Adjustable Kickstand Locktab** fits 1936-up Big Twin models. Prevents stand from hitting primary cover.

VT No.	Item	Year
27-0514	Tab	1936-up
27-0778	Kit	1941-84 FL
27-0779	Kit	1986-up FXST



**27-1555**




**27-1617**

**Chrome Kickstand Assembly** as shown is for 1936-85 Big Twin-FL-FX-FXWG and for 1984-99 FXST.

**VT No. Year/Type**

**27-1555** 1936-85 Stock

**27-1617** 1936-85 Extended for 2-4" Front Fork



**27-1511**



**18 mm Outside Diameter Heavy**  
**27-1603**




**27-1512**




**27-1513**

**Forged Big Twin Kickstand** is made of heat treated steel and chrome plated. It features a flattened base as original. Extended types fit extended fork lengths as noted.

VT No.	OEM	Length
27-1511	50061-36	Stock
27-1603	Heavy 18mm	Stock
27-1512	Extended	2-4"
27-1513	Extended	4-6"



**27-0976**




**27-0546**

**Forged Kickstand** with spring fits 1936-84 Big Twin.

**VT No. Item**  
**27-0976** Stand Kit  
**27-0546** Lock Kit

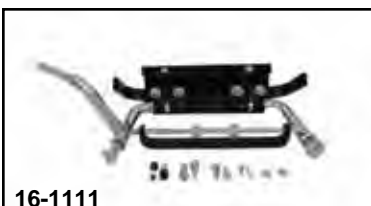


**Kickstand Lowering Wedge** fits under the mount bracket to change the angle of the bracket and assembly, when using shock or fork lowering kits. **VT No. 31-0215**



**Kickstand Bumper Pad** is for use on all 1970-85 Big Twins with aluminum primary. Adhesive backed for quick installation. Sold in a 10 pack.  
**VT No. 28-0704**

## Display Stand



**16-1111**

**Chrome Center Display Stand** shows off 'Dresser' on stand, by standing upright, and allows fluid levels to be checked. It tucks under floor boards when not in use. Fits 1970-79 FLH.


**NOTE: NOT FOR USE AS RIDE OFF STAND.**

**VT No. 16-1111**






# Kickstand




27-1787



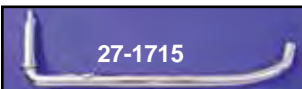
27-1689




27-1707



27-1708



27-1715



27-0838

**Replica Stock Kickstand Legs** replace 50061-36 for 1936-69 models.

VT No.	Finish	Type
27-1787	Parkerized	Replica
27-1679	Black	
27-1689	Parkerized	
27-1707	Cadmium	
27-1708	Chrome	
27-1715	Chrome	
27-1790	Chrome	Replica
27-0838	Zinc	Replica



27-1679



27-0129

**Replica Kickstand Mount Kit** includes bracket, spring, clip, locktab and mount hardware in parkerized finish.



27-0533

VT No.	Item	Year	Finish
27-0713	Kit	1936-57	Parkerized
27-0129	Kit	1958-84	Parkerized
27-0381	Bracket	1936-38	Parkerized
27-1508	Bracket	1936-57	Parkerized
27-0533	Bracket	1936-84	Parkerized
27-0598	Bracket w/o	1936-57	Parkerized
27-1682	Spring Clip	1936-84	Parkerized
27-1683	Spring	1936-84	Black
13-0876	Spring	1936-84	Parkerized
27-1684	Lock Tab	1936-84	Parkerized
27-1273	Lock Tab	1936-84	Parkerized



27-0511



27-0805

**Complete Chrome Kickstand Mounting Kit** includes kickstand mount spring leg stop and spring plate. Fits 1936-84 Big Twin


VT No.	Item
27-0511	Kit
27-0805	Kit with bolts



27-1713



27-0082



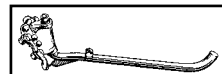
27-1701



27-1732


**Replica Kickstand Assembly** fits 1936-57 Rigid Big Twins. Includes bracket, lock tab, spring, spring tab, leg and hardware in stock or chrome finish.

VT No.	Item
27-1732	Kit, Replica
27-1701	Kit, Black and Parkerized, Complete
27-1713	Kit, Chrome Complete
27-0082	Kit, zinc
27-0172	Parkerized Replica



**Kickstand and Foot Clutch Bracket Mounting Kit** attaches assembly to left side of frame for 1936-99 models.

VT No.	Finish	Type
7803-11	Chrome	Acorn
9617-18	Chrome	Hex
9617-18T	Chrome	Hex
9618-18	Cadmium	Hex
9619-18	Parkerized	Hex
9619-18T	Parkerized	Hex



27-0508



27-0507



27-0506



27-0504



13-0154



13-0452

**Chrome Big Twin Kickstand Hardware Springs**

VT No.	Item	Year
13-0154	Mount Brackets	1936-85
27-0508	With Spring Tab	1936-85, 10 pack
13-0452	Kickstand Spring	
27-0507	1936-84 Big Twin	
27-0506	Spring Plates	
27-0504	Leg Stop	




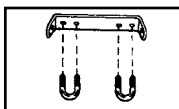
# Front Engine Bar



**Lindby Custom Highway Bars** with footpegs feature 1 1/8" tubing for front highway bars and 1" tubing for rear. Both front and rear have built in O-ring footpegs and rear highway bars will work with stock exhaust systems.


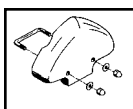
## Big Twin Front

VT No.	Year	Model
50-2063	1979-84	FLH 4 Speed
50-2064	1965-78	FLH



**U Clamp Sets** have a forged design as original.

VT No.	Use
37-8815	Front Engine Bar Clamps
2203-8	As Above, Parkerized



**"Atlas" Style Replica Front Engine Bar Bolt Cover** will mount to 1936-47 Big Twin front bar. U-bolt and acorn nuts available separately.



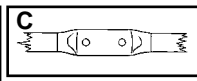
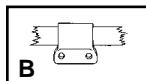
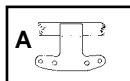
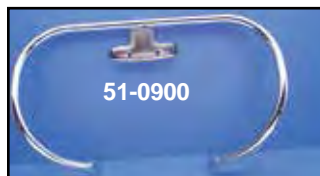
VT No.	Finish
49-0396	Raw
49-0397	Chrome
49-0534	U-Clamp



## Big Twin Engine Bar Mount Kits.

Chrome	Cadmium	Parkerized	Year
2630-8	2631-8	—	1951-54
—	—	2477-10	1948-54
—	2495-11	—	1958-69
—	—	2203-8	1936-47, 1955-57

**FOR ENGINE BARS LISTED ON THIS PAGE**  
WARNING: ENGINE/FRAE BARS MAY PROVIDE LIMITED LEG AND COSMETIC VEHICLE PROTECTION UNDER UNIQUE CIRCUMSTANCES (FALL OVER WHILE STOPPED, VERY LOW SPEED SLIDE). THEY ARE NOT MADE NOR INTENDED TO PROVIDE PROTECTION FROM BODILY INJURY IN A COLLISION WITH AN AUTOMOBILE OR ANY OTHER OBJECT.



**1" Front Engine Bars** fit on stock frames for years listed. Order U-Clamp separately.

## FL-FLH 4-Speed Models

VT No.	#	OEM	Years	Model
51-1337		Black	1936-38	Big Twin
51-1323		Chrome	1936-38	Big Twin
51-0900	A	49038-36	1936-47	Big Twin
	A	1954-57	Straight Leg	
51-0899	A	49038-36	As Above	Big Twin Black
49-1314		Raw	1936-47	Bracket
51-0896	B	49038-49	1948-Early 54	Big Twin Wish Bone
51-1043	C	49038-49	1948-52	Big Twin Wish Bone with flat mount
51-1044		As Above	Black	
51-1537		49038-48	1948-Early 54	Big Twin Wish Bone
		Black		
51-0609		49059-48	1948-53	Spacers
51-0894		49038-58B	1958-78	Big Twin FL-FLH
51-0901		49039-78	1958-78	Big Twin (1 1/4") FL-FLH
31-4011*		49032-74	1973-84	FX
51-0902		49040-79	1979-84	1 1/4" FL-FLH
51-0891		49016-72D	1972-84	1 1/4" FX, FXE

\*Note: Allows installation of 51-0901 mounting bracket on FX models.


# Rear Frame Bar



**Chrome Rear Frame Bars** fit 1958-84 FL, FLH Swing Arm 4 Speed models.

VT No.	OEM	Fits
51-0928	49137-65	1965-66 Big Twin FL-FLH mounts to shock stud 54-0409
51-0932	49150-58	1958-64 Big Twin FL-FLH
		Mount Stud for 51-0932
37-9022		1968-84 Big Twin Swingarm. Use 54-0425 Stud Spacers when bars are not used
51-0903	49137-67B	

VT No. 51-0903  
Installed




## Rear Frame Bars

Fit Rigid Big Twin 1936-57

51-0895	49153-36	Chrome
51-0889	49153-36	Black

**Big Twin Rear Frame Bar Mounting Kit** fits 1936-57 Big Twin. Order VT No. 37-9204, 59802-47, pair of upper bolt studs when it is desired to leave fender bolted in place after removing bar.

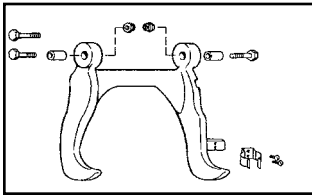
VT No.	Item	Finish
9530-13	Bolt Kit	Chrome
9531-13	Bolt Kit	Cadmium
9532-13	Bolt Kit	Parkerized
37-9204	Bolt Set, Upper	Black
37-9176	Bolt Set, Lower	Cadmium







# Rear Frame Stand



**Center Stand** for 1958-84 Big Twins. Features natural finish aluminum construction, with bushings and bolts. Replaces 49400-59A.

VT No.	Item
49-0928	Stand Complete
37-9306	Bushing Only
2744-10	Mount Kit




**Chrome Front Stand**  
not for use as ride off.  
Fits 1965-84 FLH.  
VT No. 16-1111

**Caution: Not intended for use as a ride off stand.**

## Side Cover



**FLH Left Side Covers** for belt and chain drive models. Covers left side and oil tank. Includes brackets, knobs and hardware. fits 1982-84 FLH.  
VT No. 42-9931



**Chrome Knurled Knobs** for attaching side cover or battery tops on FL models. Sold in pairs. Fits  $\frac{5}{16}$  - 18" Thread, 1 $\frac{1}{2}$  outer diameter  
VT No. 37-8873



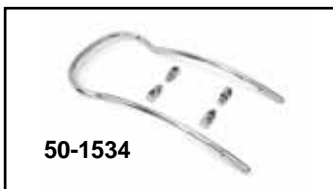
**Chrome Engine Air Scoop** will force air to rear cylinder. Mounts to left side of 1966-84 Big Twin Shovelhead. Brackets are included.

VT No.	Item
42-0317	Kit
31-1025	Brackets



**Chrome FLH Starter Relay Cover Kit** includes hardware. Replaces 66425-68. Use on 1965-84 FL-FLH.

VT No.	Style
42-0313	Smooth
42-0553	Gold Inlay Spirit




50-1534



50-1534  
Installed

**Chrome Front Fender Rail** for 6" front fenders. 1936-52.  
VT No. 50-1534




**Rear Frame Stands** for Rigid Big Twin. Order stand catch and mounting hardware separately. VT No. 49-0602 is of tubular shape material.

VT No.	Year	Model	Finish
49-0953	1938-57	Big Twin	Black
49-0033	1941-57	Legs Only	Raw
49-0918	1938-57	74 and 80	Chrome
49-0602	1936 and 1937	Big Twin	Black
49-0610	1936-37	Big Twin	Chrome

**Mounting Hardware** fits all models with rear stand.

VT No.	Year	Finish
8840-10	1930-35	Parkerized
2910-6	1936	Parkerized
8841-10	1936-37	Parkerized
8015-4	1938-57	Parkerized
9616-4	1938-57	Chrome
51-0479	1936-57	Tab Set



8015-4



31-0480



31-0186



31-0370

**74 and 80 Stand Catch.** Replaces 49580-36.

VT No.	OEM	Finish	Year
31-0186	49580-36	Parkerized	1936-46
31-0480	49580-36	Chrome	1936-46
31-0370	49580-36	Black	1936-46
31-0853	49580-36A	Parkerized	1947-57



# Big Twin Rigid Chain Guards



27-1600



27-1677



27-0126



27-0127



27-0117



27-0124

Detail of  
27-0117



Replica V-Twin Chain Guards are produced with permanent tooling for exact fit and shape.

**Rigid Chain Guards** by V-Twin Mfg.™ include built in stud for mounting to stock rigid rear fender. Order hardware separately.

VT No.	Finish	Year	Type
27-1600	Black	1936-57	V-Twin
27-1677	Chrome	1936-57	V-Twin
27-0126	Black	1941-57	Replica
27-0127	Chrome	1941-57	Replica
27-0117*	Black	1936-40	Replica
27-0124*	Chrome	1936-40	Replica

\*Note: 3 Rivet Construction



27-0111

**Chrome Chain Guard** with bracket fit 1936-57 Big Twins with bracket and custom rigids.

VT No.	Item
27-0111	Guard with Bracket
31-0710	Bracket Only



27-0100

**Universal Chrome Left Side Guard** is 25" long.  
VT No. 27-0100



**Rear Chain Guard Mount Kits** include bolt, nut, spring, washers and cotter pin for Big Twins and 45's.

VT No.	Finish	Fits
9746-7	Parkerized	1936-57 Big Twin
2071-10	Chrome	1936-57 Big Twin
13-9186	Black	1936-57 Stud Spring



49-0494

**Outer Chain Enclosure Cover.**

VT No.	Finish
49-0494	Chrome
49-0492	Black



49-0492

# 1958-84 Swingarm Chain Guards



27-0109



27-0108

**Isomount Swingarm Chrome Chain Guard** is complete with rubber bushing and rear bracket.

VT No.	Fits
27-0109*	1958-85 FX-FL-FXE
27-0108*	1973-82 FX-FL
37-0593	Mount Kit

\*Note: Fits 1958-84 FL also for "the lighter" FX look.



27-0110



27-0116

**Full Chain Guard** includes bushing. For 1963-84 FLH style.

VT No.	Finish
27-0110	Chrome
27-0116	Black



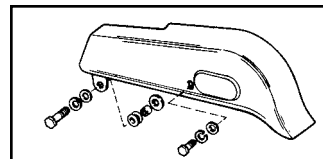
27-0121

**Chrome V-Twin Replica 1958 Style FLH Rear Chain Guard** fits 1958-84 FL.  
VT No. 27-0121




27-0118

**V-Twin Replica 1958-62 FLH Black Chain Guard** fits 1958-84 FX-FL.  
VT No. 27-0118



**Bolt and Bushing Kit** fits FLH chain guard 1963-84.

VT No.	Item
28-0422	Chain Guard Bolt and Bushing Kit
28-0132	Rubber and Steel Bushing Set
37-0427	Steel Bushing only
28-0411	Rubber Grommet Only



28-0422

VT No.  
28-0422  
Mount Kit  
for 1963-84  
FLH





**Rigid Toolbox Kit** includes a raw bracket and a tool box.

**VT No. Finish Type**

**50-0926** Chrome Oval  
**50-1186** Black Oval  
**50-0341** Black Rectangle  
**50-0041** Black Rectangle



**Toolbox Mounting Kit** for Big Twins includes all necessary stock hardware to mount the tool box. Cadmium plated.



**VT No. Fits**

**2002-13** 1955-57  
**2003-6** 1958-Early 1962  
**2004-6** Late 1962-1964

**Mounting Kit** for 1935-54 Big Twin and 45 Toolbox includes all necessary stock hardware to mount the stock oval tool box as listed.

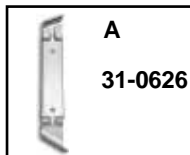
**VT No. Finish**

**8206-9** Cadmium Kit  
**9669-9** Parkerized Kit  
**9669-9T** Parkerized Kit  
**37-9178** Cup Washer



**Two Piece Toolbox Mount** is used on 1936-53 models as replacement mounts for stock and custom rigid frames. Mounts box higher than one piece style bracket.

VT No.	#	Item	Year
<b>31-0525</b>	A and B	Kit	1948-54
<b>31-0655</b>	A and B	Kit	1948-53, Replica
<b>31-0772</b>	B	Bracket	1948-53
<b>31-0406</b>	A	Cross Bracket	1948-53
<b>31-0579</b>	A	Cross Bracket	1948-53, Replica




**Replica Vertical Toolbox Mount** for Knucklehead.

VT No.	#	Year	Item
<b>31-0626</b>	A	1936-37	Each
<b>31-0683</b>	A	1938-40	Each
<b>31-0578</b>	B and C	1941-47	Kit
<b>31-0412</b>	C	1941-47	Cross Bracket
<b>49-1258</b>		1938-40	Pad
<b>49-1259</b>		1936-37	Pad



**Replica Toolbox Mounting Bracket** is a one piece design mount that fits all Rigid frames is correct for 1954-57. **VT No. 31-0528**



**1977-84 FLH Toolbox Kit** fits right side, contours rear shock and bolts to rear battery tray and exhaust tube mount. Kit is ribbed and allows use of FXE or FLH exhaust.

**VT No. 50-2022**



**Spark Plug Holder** clamps to the rear frame tube on Rigid Big Twins. Holds two spark plugs.

**VT No. Finish**  
**42-0318** Chrome  
**42-1537** Black

# Toolbox



**Replica Toolboxes** are for right side use and include keys, VT No. 48-3094 is a leather pouch insert for oval toolboxes. Order mount hardware separately.

VT No.	Type	Shape
<b>50-0600</b>	Chrome	Oval
<b>50-0926</b>	Kit	Oval
<b>50-0601</b>	Black	Oval
<b>50-0608*</b>	Chrome	Oval
<b>50-0615</b>	Raw	Oval
<b>49-0996</b>	Raw	Oval (2 bullet holes by 9 mm Glock)
<b>50-0602</b>	Chrome	Rectangle
<b>50-0983</b>	Black	Rectangle
<b>50-1139</b>	Raw	Rectangle
<b>50-0947</b>	Raw	Rectangle
<b>50-1535</b>	Black	Rectangle
<b>50-0603</b>	Key Set	
	Parkerized Keys	
<b>50-0342</b>	Lock with keys	
<b>50-0505</b>	Lock Kit	



**Toolbox Mounting Bracket** mounts kidney toolbox to 1977-84 FX on the rear passenger peg block on left side.

VT No.	Item
<b>50-0934</b>	Kit
<b>31-0527</b>	Bracket



**Toolbox Wing Nuts** have a zinc finish.  
**VT No. 37-6136**



# V-Twin Replica Motorcycle Kit

## V-Twin Replica Knucklehead

This machine is recreated with the original *Bobber* styling of the late 1940's, utilizing the full range of V-Twin Replica Parts. Engine details include cast motor case with relay and number boss, but reinforced at cylinder base area for added strength. Knuckleheads are replicated from ductile cast iron with accurately formed valve cover set and plumb-er style manifold. Foot Shift model includes hand-shift gate and handle for decoration only. Other components in assembly include:

- 29° V-Twin Replica frame
- Replica Knuckle Tanks
- Chopper Solo Seat
- 16" Rear and 18" Front Wheel
- Chrome Stock Inline Spring Fork

### We've done your homework on this one!

- V-Twin Replica Motorcycle Kits are equipped with all the necessary parts except gas, oil and battery electrolyte!
- All components used throughout the assembly have been selected for each particular year of application.
- Engine is completely assembled pre-run and tested for oil pressure
- Transmission completely assembled
- Wheels, laced and trued in our facility with bearings pre-set



Replica	Bobber	Type	Finish
55-5013	55-5009	Handshift	Chrome
55-5014	55-5010	Handshift	Resto
55-5016	55-5011	Footshift	Chrome
55-5017	55-5012	Footshift	Resto
	55-3637	Handshift	Resto





# 1948 Replica Panhead



*Left Side Detail  
includes Rocker  
Clutch and  
Diamond Primary*

## Just Add...

- Paint
- Assembly
- Gas, Oil, Electrolyte
- Rider

*Kits include all parts  
necessary for complete  
construction!*



*Authentic Fork  
Look!*



*Accessories include original style  
Spotlamps!*



*Our Replica is supplied with all the options included. There are no extras. There is nothing else to buy. You can plan your construction project up front and actually be able to visualize the end result. You will not end up spending extra time and money searching for parts that are virtually impossible to find. In the long run, you would spend more time and money on parts than you would the V-Twin kit.*



**Industry First!**  
**First Assembly done**  
**Raw Finish in 1998!**

- Available as a complete project kit based on an authentic **V-Twin Replica Wishbone Frame**.
- Unassembled kit is available with parts necessary to complete an entire Exemplar Panhead.
- Kits are available in either chrome, with chrome plated components and accessories, or as a restoration style with restoration finishes of black and parkerized components.
- Choose hand or foot shift control assemblies for desired configuration.
- Supplied with a completely assembled and test run 74" V-Twin Replica Panhead™ engine with either aluminum or chrome detailing.
- Pre-wired dash base assembly
- Parts book and maintenance manual included
- 4-Speed early transmission is assembled into the V-Twin™ Replica 4-Speed gear box, complete with ratchet top and chrome or restoration particulars.
- See the V-Twin Mfg.™ catalog for details on all items included in this kit.
- Replica Motorcycle Kits are sold as component parts. Manufacturer's Statement of Origin (MSO) is supplied for the frame and engine.
- Check your state for registration, title and licensing requirements.

	Handshift Chrome	Handshift Resto	Footshift Chrome	Footshift Resto
1948 Panhead Replica	55-5003	55-5008	55-5002	55-5007
1941 Knucklehead Bobber	55-5009	55-5010	55-5011	55-5012
1941 Knucklehead Replica	55-5013	55-5014	55-5016	55-5017



# V-Twin Replica Brazed Knucklehead Frame



51-1040



51-1039



51-1938



51-1942

Brazed	Year	Rake
51-1040	1936	28°
51-1039	1937	28°
51-1938	1938-40	28°
51-1942	1941-Early 1946	29°



## Rolling Chassis Kits

V-Twin Mfg. **Rigid Replica Rolling Chassis** include Replica Fork™, Replica Frame™ and related components as appropriated for model years listed. Available in chrome or restoration (resto) finish. Available in hand or foot shift style tanks.

HandShift	Handshift	Footshift	Footshift	Year/Model
Chrome	Resto	Chrome	Resto	
	55-1937	—	—	1939 Replica Knucklehead
55-2536	55-2539	55-2529	55-2522	1948 Replica Panhead
55-2532	55-2523	—	—	1941 Replica Knucklehead
55-1956	—	—	—	1956 Replica Panhead
55-2537	55-2546	55-2524	55-2533	1957 Replica Panhead
55-2531	55-2527	—	—	1947 Replica Knucklehead "Bull"
55-2538	55-2541	55-2528	55-2534	1949 Replica Panhead







# V-Twin Replica Knucklehead Frame

## V-Twin™ Replica Frames...the difference is REAL!


CLASSIC




Neck Detail



Over 3000 Served Since 1995!



Use replica mount kit for mounting coil.



51-1041



Cross Shaft



### Knucklehead Frame Notes:

VT No.	Year	Rake #1	#2	#3	#4	
51-1040	1936	28°	Rectangular Tool Box Pads	No 5th Mount	7/8 Tank Brace	Open Brake Tab
51-1039	1937	28°	Rectangular Tool Box Pads	5th Mount	7/8 Tank Brace	Open Brake Tab
51-1041	1938-40	28°	Round Tool Box Pads	5th Mount	1" Tank Brace	Closed Brake Tab
51-1947	1947	30°	2 Tool Box Holes	5th Mount	1" Tank Brace	Closed Brake Tab


### The Construction

V-Twin™ Replica Frames feature steel forgings in neck, front and rear engine mounts, rear axle plates, swingarm and shock mounts. In this process, the steel is first fired as red hot ingot, next huge hammers compact and orient the grain structure into a rough shape of the parts. Subsequent hits form the part into its final shape, after which it is machined and heat treated which results in increased strength and resistance to wear. The related components used in construction are accurately formed stampings and drawn over mandrel seamless tubing which is tig welded together during final assembly.


### Toolbox Bracket Details



Square  
1936-37



Round  
1938-40



2 Bolt  
1941-47

V-Twin™ Replica Knucklehead Frame is an authentic reproduction of the factory style frame. Details include forged parts as original in neck, front and rear engine mounts, side car loops, top seat yoke, footboard tabs and rear axle plates. Exact blanked and formed stampings are utilized in appropriate areas. Rear fender cross bar is supported by exact duplicated "saddles" brazed at each end. Seat post and mechanical brake cross shaft bushings, correct tool box mount and grease fittings are installed. The 28° or 29° neck angle will accept inline spring forks. The frame will accommodate Knucklehead or Big Twin Flathead Engines and 3 or 4 Speed transmission only. Knucklehead frames require purchase of clamp on coil bracket kit VT No. 49-0099.

\*Note: Includes seat post, transmission plate and axle assembly.

VT No.	Year	Rake	Brazed
51-1040	1936	28°	51-1040
—	1937	28°	51-1039
51-1041	1938-40	28°	51-1938
—	1941-Early 1946	29°	51-1942
51-1947*	1947	30°	—



# V-Twin Replica Knucklehead Frame



1936-40 Neck has original forge mark!



51-1941



51-1941



51-1947



51-1947

**Knucklehead Frame** is an authentic reproduction of the factory style bull neck frames. Forged parts included in the construction are the neck, front and rear motor mounts, side car loops, yoke and rear axle plates. The 30° neck angle will accept offset spring forks. Top cross member across rear legs is brazed as on original Knucklehead frames. Seat post and mechanical brake cross shaft bushings, **correct tool box mount, and grease fittings are installed.**

**VT No. Rake**

**51-1941** 29°

**51-1947** 30°

**Replica Frames** with accoutrements as shown on detailed areas make this the premier frame in the industry.



**FORGED NECK**



**REAR AXLE PLATES**



**SIDE CAR MOUNTS**



**SEAT POST FORGING**

**Forged Neck** yields the hallmark look of this replica, which will accept a neck lock and glide damper stud. Top engine mount has key hole slot which is the 1953-57 type. Spark and throttle cable mount tabs are also provided.



**Rear Engine and Front Transmission Mount** is of forged steel, with bushing installed. Transmission mounts incorporate a formed reinforcement strap to connect the two tier support strap assembly, all of which is constructed accurately of blanked and formed stampings.



**FOOT BOARD TABS**

**Right Side** exhibits formed steel parts including fifth mount and lower rear fender bracket. The forged footboard tabs are welded in place as original. Mechanical cross tube features laminated support bracket with bushing and grease fitting installed.



**Forged Steel Parts** deliver full strength and exact detail in front engine and side car lugs.

**Over 8000  
Served since 1995!**





# Replica Knucklehead



55-1947



Sold unassembled and unpainted.



55-1955



Bobber  
Knucklehead  
Chassis  
VT No. 55-1945



55-1945

Bobber Chassis Kit.

VT No. Style

55-1936 Knuck

55-1938 Knuck

55-1945 Knuck

55-1960 Evo-Shovelhead TC-88

55-1955 Panhead

55-1947 Knucklehead

55-1938 Knucklehead

55-1948 Panhead

**FOR SALE**  
V-Twin Mfg.  
Knucklehead 74" Complete but  
Needs Paint, Wiring, Assembly  
**\$19,500<sup>00</sup>**  
**Phone: (845) 565-2806**  
**We Sell Knuckleheads  
One Part at a Time!**



1947 Knucklehead Replica Kit includes fully assembled motor, transmission, wheel assemblies and fork. All parts included except paint and assembly. See web parts build list. VT No. 55-1947

See You on The Web!

[www.vtwinmfg.com](http://www.vtwinmfg.com)

1957 Panhead  
VT No. 55-1957

CLASSIC



# Frame and Fork Kit



Green Bobber Kit.  
VT No. 55-1939



## Frame and Fork Kit

VT No	Frame	Fork	Fits
55-0000	51-1953	49-2407	1946-48 FL, 1946-48 UL
55-0001	51-1953	49-2412	1946-48 FL, 1946-48 UL
55-0002	51-1957	49-2420	1941-68 FL, 1971-99 FX
55-0003	51-1948	49-2420	1946-48 FL, 1946-48 UL
55-0004	51-1200	49-2407	1946-48 FL, 1946-48 UL
55-0005	51-1200	49-2412	1956-62 FL, 1946-48 UL
55-0006	51-1948	49-2417	1941-45 FL, 1937-45 UL
55-0007	51-1957	49-2417	1941-45 FL, 1937-45 UL
55-0008	51-1942	49-2909	1941-45 EL, 1941-45 FL
55-0009	51-1942	49-2900	1941-45 FL, 1941-45 EL
55-0010	51-1938	49-2900	1941-45 FL,
55-0011	51-1938	49-2909	1938-45 EL, 1941-45 FL,
55-0012	51-1947	49-2407	1946-48 FL, 1946-47 EL
55-0013	51-1947	49-2412	1946-48 FL, 1946-48 UL
55-0014	51-1039	49-2900	1941-45 FL, 1941-45 UL
55-0015	51-1039	49-2909	1937-45 EL, 1941-45 FL
55-0016	51-1957	49-0835	1997-05 FLST
55-0017	51-1957	49-0839	1997-05 FLST
55-0018	51-1957	49-0843	1997-05 FLSTS
55-0019	51-1948	49-0835	1997-05 FLSTS
55-0020	51-1948	49-0839	1997-05 FLSTS
55-0021	51-1948	49-0843	1997-05 FLSTS

## V-Twin Product Subassemblies

### Watch Our Video!

<http://www.youtube.com/user/TeddCycle>



TT Bobber Short Oil Tank



1955 Panhead Replica. Museum quality.  
VT No. 55-1520



Replica "Bobber" Rigid Frame Oil Tank fits 1936-57 Big Twins. Tank is 1 $\frac{1}{16}$ " shorter to accommodate a raised position for chain alignment. Tank will accept mini 12 volt battery.

VT No.	Finish
40-0488	Chrome
40-0493	Black
37-1018	Spacers





# Replica 1959 Duo-Glide Kit



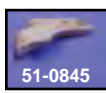

You'll want to take a closer look.  
*Original styling!*  
Want a really different look ...  
How about "STOCK"?



CLASSIC

V-Twin Mfg. **Replica Swingarm Rolling Chassis Kit** features Replica Frame™ and appropriate style components for each year as listed. Accepts a Panhead or Shovelhead engine.

VT No.	Year-Group	Model
55-2525	1958-59	Panhead
55-2567	1960-65	Panhead
55-2566	1966-72	FLH
55-2526	1973-84	FLH
55-1959	1959	Pan Replica



**Weld-On Mount Tabs** fit Rigid frames when mounting brake units.

VT No.	Type
51-0511	Hydraulic Rear Back Plate
51-0512	Caliper Arm Tab
51-0513	1987-99 Mount (Right Side)
51-0845	1987-99 Mount (Left Side)

**1959 Duo-Glide Replica Kit** includes fully assembled motor, transmission, wheel assemblies and fork. All parts included except paint and assembly. See web parts build list.

VT No. 55-1959

## Rigid Frame



**Stock Rigid Frames** are available in either wishbone or straight leg style. Features stock neck for Wide Glide triple trees and bobbed mounts. No stretch or rake. Does not accept a seat post.

**4-Speed Rear Chain Drive**

Wishbone Type	Straight Leg	Engine	Brake
51-2178	51-2179	Panhead or Shovelhead	Mechanical



## Skid Plate

**Steel Skid Plates** replace 24490-36, 1936-99 Big Twin.

VT No	Finish
42-0101	Chrome
42-0098	Stainless
42-0777	Chrome
42-0117	Black
42-5025	Black, Replica



# V-Twin Replica Straight Leg Frame


V-Twin Mfg. is the sole maker of Rigid Frames which utilize “Forged” components!

**Since 1995...**

**Replica Straight Leg Rigid Frame** with cross tube is for chain drive models. This frame is an authentic reproduction of the 1954-1957 straight leg frame with a stock 30° neck rake. Details include forged parts as original neck, front and rear engine mount, side car mounts, top seat yoke, axle, seat post and footboard tabs. Front engine mount spacer will allow installation of a Knucklehead or Flathead engine. Cross shaft may be removed for use with hydraulic or disc brakes. Disc or drum brake tabs are available separately. Seat post bushing and mechanical brake cross tube bushing may require reaming prior to assembly. The frame has an indent on the left lower rear frame bar for tooling fixture. A Bill of Sale is supplied.  
**VT No. 51-1956**



## Retro Rigid



**Replica Retro Rigid Frame** features original style construction including forged parts in neck, side car mounts and rear axle areas. Rear axle plates are 10<sup>3</sup>/<sub>4</sub>" between inside surfaces. Order rear mount for TC-88 models separately. This retro rigid frame can be fitted with a Panhead or Shovelhead engine with a 4-Speed transmission. A tin inner primary 42-0617 must be utilized for this application. Use of a 1/2" offset transmission mount plate and 1/2" offset motor sprocket with splines will offer clearance to use a 200 rear tire with a chain rear drive. Additional clearance can be achieved with the addition of a 1/4" offset transmission sprocket.

**\*Note:** For Evolution/TC/Shovelhead/Panhead engines.

Frame will accept:

- Flatside tanks
- Softail oil tank
- 230 rear tire with chain
- 200 rear tire with belt
- +2" raised neck
- Stock rake, 30°
- Order related parts separately.
- 31-0859 oil tank bracket
- 44-1942 axle
- 51-0625 TC-88/Evolution rear engine mount adapter
- 44-1946 axle collars

**Raw Style**  
**51-1957\*** Straight Leg  
**51-1948\*** Wishbone

### Related Components

VT No.	Item	Note
17-0945	Engine Sprocket Nut Kit	
19-0399	Transmission Sprocket	22T
19-0447	Transmission Sprocket	23T
19-0448	Transmission Sprocket	24T





# V-Twin Replica Wishbone Frame

CLASSIC



51-1949



51-1200



51-1953



**Rear Section** demonstrated forged rear axle plates and replica tool box mount for authentic look.



Our replica frames are available for Big Twins from 1936-99 for the original look and style of the factory.



**Seat Area** utilizes cast yoke to accept stock seat post bushing which is included. Rear down tube has cast front oil tank mount and coil mount blocks installed. Lower tube bushing is welded to secure lower seat post lock nut.

**Forged Neck is accomplished in 4 stages.**

**Note:**



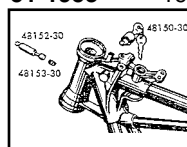
## The Forging Process

In this process, the steel is first fired as red hot ingot, next huge hammers compact and orient the grain structure into a rough shape of the part, subsequent hits form the part into its final shape, after which it is machined and heat treated which results in increased strength and resistance to wear.





**V-Twin™ Replica Wishbone Frames** are authentic reproductions of 1948-53 Big Twin rigid frames. Details include forged parts as original in neck, front and rear engine mounts, side car loops, top seat post yoke, footboard tabs and rear axle plates. Exact blanked and formed stampings are utilized in their respective places. Neck will accept steering key lock. Mechanical brake cross shaft bushings, correct tool box mount and grease fittings are installed. The 1949-51 model has lugs on inside front down tubes to accept horn, 1948 model does not. Frame will house Panhead or Shovelhead engines and a 4 Speed transmission. VT No. 51-1015 will allow installation of a Knucklehead or Flathead engine with front engine mount space with front mount spacer. Complete kits include seat post, axle and transmission plate already installed.

VT No.	Year
51-1949	1948
51-1200	1949-52
51-1953	1948-54



**Complete Steering Head Lock Assembly Kit** includes cylinder lock, two keys, pin, frame plug, spring and plunger.

VT No.	Item
37-9021	Complete Kit
51-0610	Trim Ring





# V-Twin Mfg. Replica Swingarm Frame



**V-Twin Swingarm Frames** are our authentic reproductions of FLH styles for the years listed to accept Panhead or Shovelhead engines, 4 Speed Transmissions, seat posts and round or square swing arms. Details include forged parts as original in neck, engine mounts, front transmission mount, top seat post yoke, strut and swingarm pivot mount and footboard mounts, as required. All stamped components are pressed and formed as stock.


VT No.	Year
51-1003	1958-64
51-1006	1965-68
51-1004	1969-84

**1958-64 Style** accepts a 6 volt battery, early wrap around tank and includes footboard tabs. Neck will accept plunger type lock assembly. Features low seat area.

**1965-68 Style** accepts a 12 volt electric start system as stock. Neck will accept lock assembly.

**1969-84 Style** accepts a 12 volt electric system. Neck includes 17 digit serial number boss and tab for stem padlock.

## Forged Neck is accomplished in 4 stages.



### The Forging Process

*In this process, the steel is first fired as red hot ingot, next huge hammers compact and orient the grain structure into a rough shape of the part, subsequent hits form the part into its final shape, after which it is machined and heat treated which results in increased strength and resistance to wear.*



**Paughco Swingarm Frame** accepts Panhead or Shovelhead engines with chain or belt drive. Swingarm frame features low seat area to be used with stock type seats and wrap around style oil tank or with stock type square oil tank. This low seat frame use 40-0412 oil tank for kick starter or 40-0408 oil tank for electric start models. 51-0907 swingarm is suggested for chain drive, 51-2149 swing arm is suggested belt drive applications. Frame will accept a 4-speed transmission.

VT No. 51-2170

**Paughco Swingarm Frame** features stock style neck with no rake or stretch. This frame utilizes electric start components from 1965-1984 FLH-FXE models. Frame will house a 4-speed transmission and a Panhead or Shovelhead engine. Frame uses oil tank and frame swingarm for chain drive or belt drive.

VT No. 51-2181



# Hardtail



## The Bobber Replica

The "Bobber" style was perhaps the first mainstream customized motorcycle following the motorcycle's evolution from utilitarian form of transportation to a vehicle used for recreation. From the Harley-Davidson 'Shop Dope', Nov. 16, 1973: "Suggestions for preparing 1937 & 1938 'WLDR' model motorcycles for long-distance racing such as 200-mile race at Daytona, Florida. Remove headlight, horn, muffler, speedometer, front mudguard, and rear half of rear mudguard. (Some riders make up short narrow front fender for sand kicked up by the front wheel.)" There are an additional 12 points concerning the turning & preparation of the motorcycle for racing, you can see the beginning of the bobber style. It wasn't a big step for racing enthusiasts to copy the racers of the day, strip off all unnecessary parts from there stock bikes to reduce weight and make them at least look fast and lean. This was the birth of the "Bobber", a styling cue named for the 'bob tailed' rear fender and based more upon what's not there, a minimalist form- follows function exercise. Plus it was a financially economical look; any kid from the early 1950's could buy a beat up or army surplus motorcycle for a few bucks, take off the some sheet metal and the muffler and have a hot rod. Add a fancy paint job and you have custom motorcycles to go along with the chopped and channeled hot rod cars of the day. 'Speed' lines borrowed from the art deco era & graphic embellishments like scallops made them all look like they were going 100 mph whole standing still. Scallops got longer and evolved into flames. Bobbers eventually evolved into choppers, where frames were chopped & raked to accommodate extended front ends, everything got chromed, and the motorcycles were customized from the frame out. But the Bobber was where it all started.



Tedd Cycle first use in 2003

**Big Twin Weld-On Hardtails** fit to stock frames for 1958-85.

**VT No. Drive Style**

**51-0920** Chain Drum

**51-0781** Replica Drum

**51-0457** Replica Assembly

**51-0823** Replica Rear Section

## Miscellaneous

**VT No. Item**

**51-5001** 200 SERIES XL RIGID CHASSIS KIT

**52-0232** 18" X 2.15" BLACK POWDER COAT RIM

**52-0898** 16" X 3.00" FRONT WHEEL, CHROME

**52-1255** 18" X 2.15 FRONT OR REAR WHEEL

**52-2038** 16" X 3" REAR WHEEL, STAINLESS STEEL

**49-0010** SPROCKET SEAL RING, STEEL

**49-1648** HEADLAMP STUD NUT

**49-1872** INNER PRIMARY REBUILD KIT

**49-1920** SOLO REAR KICKSTAND CATCH, CHROME

**49-2003A** KICKSTAND BUSHING ONLY, PARKERIZED

**49-2382** JIFFY KICKSTAND LEG ONLY, CHROME

**50-0621** BLACK RIGID TOOL BOX KIT

**51-0106** WYATTS 250 RIGID FRAME

**51-0704** 250 FRAME REAR SECTION

**51-0823** RIGID HARDTAIL FRAME REAR SECTION

**51-0966** 4-SPEED FRAME W/O TRANSMISSION PLATE

**51-0979** REAR SWING ARM, CHROME

**51-1341** OE WIDE REAR TIRE KIT W/O REAR PULLEY

**51-1342** WIDE TIRE KIT

**51-0337** SWITCHBLADE REMOVABLE WINDSHIELD

**49-1518** 45" FRONT SEAT BRACKET

**49-1380** SEAT T SPACER RIVET PLATE, RAW

**49-1381** SEAT T CROSS STRAP, RAW STEEL

**35-0037** S&S "B" CARBURETOR KIT



# Gas Tank



## Emblem

3.5 Gallon Tank w/shut off provision and emblem mount	3.5 Gallon Tank w/emblem mounts and shut off rod provisions	3.5 Gallon Handshift Tank Kit with emblems and cap	Year	Emblems
	38-0136	38-0469	1940-46	38-6696
38-0830			1947-50	38-6699
38-0831	38-0896	38-0574	1951-54	38-6699
38-0817	38-0890	38-0569	1955-56	38-7022
38-0818	38-0891		1957-58	
38-0819	38-0892	38-0570	1959-60	38-6670
38-0820	38-0893	38-0571	1961-62	38-6162
38-0821	38-0893	38-0572	1963-65	38-6695
5 Gallon Handshift Tanks with emblem mounts				
		38-0546	1966	38-6682
		38-0543	1967-72	38-6682




**Bobbed Gas Tank 3.5 Gallon VT No. Fits**

38-0835 1947-50 FL  
 38-0836 1951-54 FL  
 38-0837 1955-56 FL  
 38-0839 1959-60 FL  
 38-0840 1961-62 FL  
 38-0841 1963-65 FL



# Swingarm



51-2149 Installed to accept 160 series tire



51-2149



51-0907



51-0898



51-2149



51-0908



51-0825



51-0908

**1973-85 FX-FL Swingarms** available for chain and belt drives. Bearings/races not included. For use with banana style caliper only. VT No. 51-2149 will accept up to 160 tire with chain.

Chrome	Black	Year	OEM	Type
51-0907	51-0898	1973-E78	47500-73	Standard
51-2149*		Custom	47446-79	1/2" Wide
51-0908	51-0825	1973-1984	47500-78	Standard
	51-0741	L1978-1984		1 1/4" Lower, Chain

**\*Note:** See listing in Big Twin Section for custom length rear axles.



**1958-72 Round Rear Swingarm** features forged axle plates with round tube construction. Raw finish, replaces 47500-58B  
VT No. 51-0972

# Rebuild Kit



44-1973



44-1958

**1958-86 Big Twin Swingarm Pivot Kit** includes pin, spacers, seals, bearings, races and lock. VT No. 44-1995 includes 1" longer pin for stripped out frames.

VT No.	Year	Model
44-1958	1958-72	FL-FLH
44-1973	1973-85	FX-FL-FXWG-FXE-FXS
44-1995	1973-85	Includes Special Pin
44-1996	1958-85	Special Pin Only
44-1974	1985-86	FXWG-FXE-FXB



44-0102



44-0103

**Big Twin Swingarm Bearing Kit** includes tapered bearings, races, and seals for each application.

VT No.	Fits
44-0102	1958-72
44-0103	1973-85



44-0105



44-0106

**74 and 80 Swingarm Rebuild Kit** includes parts pictured for all 1958-84 Big Twin models.

VT No.	OEM	Years	Use
44-0105	—	1958-72	Bearings, Races and Seals
44-0106	—	1973-85	As Above
44-0425	—	1958-85	Bearings and Races
44-0100	47517-58	1958-84	Spacer (2)
17-0909	47513-58	1958-84	Lock Tab (10)
44-0101	47510-58	1958-84	Black Pivot Bolt
44-0099	47510-58	1958-84	Chrome Pivot Bolt
44-0405	9033	1958-84	Cup and Cone (1)
14-0138	47519-58	1958-72	Seals (5)
14-0139	47519-72	1973-84	Seals (5)
44-0406	—	1958-84	Bearing Only



**Swingarm Pivot Bolts.**

VT No. 44-1996 and 44-0082 are used to remedy a stripped out left side frame boss, VT No. 44-1996 is 1" longer on threaded end and VT No. 44-0082 is self tapping .025" oversize. All others are stock configuration.

VT No.	OEM	Finish	Year	Model
44-0101	47510-58	Black	1958-84	Big Twin
44-0099	47510-58	Chrome	1958-84	Big Twin
44-1996	1" Longer	Chrome	1958-84	Big Twin
44-0082	Self Tapping	Black	1958-84	Big Twin



**Swingarm Bearing Seals** are for FL-FX.

James	VT No.	OEM	Fits
14-0657	14-0138	47519-58	1958-72
14-0658	14-0139	47519-72	1973-84



# Frame Tabs, Mounts, Seat Tabs and Bars



**Rigid Big Twin Frame Repair Parts** to be welded on for restoration or repair.

VT No.	Item
27-1560	Footboard Tabs, Forged
27-0311	Footboard Tabs, Stamped
51-0503	5th Transmission Mount
51-0508	Side Car Loop Only
51-0528	Rear Axle Plates Right and Left Pair
51-0502	Right Front Brake Boss End, 2 Hole
51-0501	Left Front Shift Boss End, 3 Hole
51-0545	1948-54 Lower Tank Mount with cross plate
51-0644	1948-54 Lower Mount Tab Set
51-0632	1955-57 Lower Tank Mount without cross
51-0592	1948-54 Front Cable Tab
31-0475	Motor Mount Frame Spacer
51-0593	1948-53 Horn Bracket Strips Set
51-0573	Crossover Tube Only
51-0529	Front Oil Tank Mount
51-0522	Rear Motor and Front Transmission Mount 1936-57
51-0598	Saddles for Seat
49-1258	Tool Box Pad Set, Round, 5/16 x 24
49-1259	Tool Box Pad Set, Rectangular, 5/16 x 24
51-0503	5th Transmission Mount
51-0511	Rear Fender Mount
51-0510	Rear Fender Mounting Bracket
51-0512	Frame Anchor Mounting Tab
51-0481	Brake Cross Over Kit
51-0522	Cross Shaft Bracket Set



**Chrome Rigid Vibrator Bar** fits between side car loops on 1936-57 stock rigid frames.

VT No.	Item
49-2560	Bar Only
51-0667	Bar and Spools

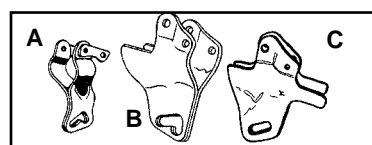


**Weld-On Mount Tabs** fit Rigid Frames when mounting brake units.

VT No.	Type
51-0511	Hydraulic Rear Back Plate
51-0512	Caliper Arm Tab
51-0513	1987-99 Caliper Mount Strap (Right Side)
51-0845	1987-99 Caliper Mount Strap (Left Side)



**.036" Big Twin Engine Mount Shims** for front and rear 1936-99.  
VT No. 31-1306



**Big Twin Top Engine Mounts** are two halves with seat tee and rear tank mounts incorporated into the top mount. Weld in place for accurate restoration.

VT No.	#	Fits
51-0584	A	1948-52 Panhead
51-0530	B	1953-69 Panhead-Shovelhead
51-0505	C	1970-84 Shovelhead



**Seat Post Top Yoke.**

VT No.	Year
51-0594	1936-47
51-0533	1948-57
51-0567	1958-84



**Big Twin Footboard Tabs** available in stamped or authentic forged steel construction for custom or stock frames. Sold in pairs to be welded on 1936-84 models.

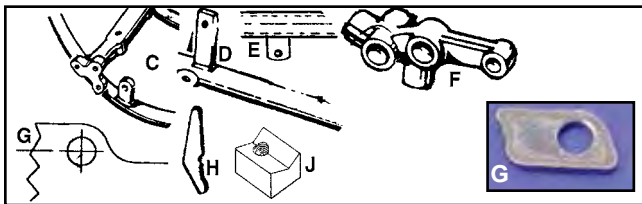


VT No.	#	Dia	Type
27-0664	A	1"	Forged Exact
27-1560	A	1 1/8"	Forged Exact
27-0311	B		Stamped Tabs



**Neck Lock Tab** to be welded on Big Twin neck for use with lower glide lower tree with tab.  
VT No. 51-0517





**Frame Repair Tabs** to weld on to repair stock frames.

VT No.	#	Fits	Type
51-0578	C	1958-84 FL	Brake Tee
51-0579	D	1958-84 FL	Rear Pipe
51-0570	F	1965-84 Big Twin	Upper Shock Mount, pair
51-0569		1958-64 Big Twin	Upper Shock Mount
51-0517	G	1969-up Big Twin	Neck Tab for Lock
51-0506	H	—	Gusset Plate
51-0599	I	—	5th Mount Transmission
51-0145		1936-57	Plate Set



**Coil Mount Block Set** has a with  $\frac{3}{8}$ " —24 UNF thread.

VT No.	Item
51-0532	Block Set
8824-8	Stud Set
8824-8T	Stud Set



**Lower Tank Mount** for 1955-84 FL.

VT No.	Item
51-0632	Welded Mount
51-0639	Cross Bracket
51-0666	Welded Set



**Weld In Lock Insert** is cast steel for 1936-84 frames.

VT No.	Item
51-0958	Casting
51-0349	Insert with lock



**Steel Skid Plates** replace 24490-36, 1936-99 Big Twin.

VT No	Finish
42-0101	Chrome
42-0098	Stainless
42-0777	Chrome
42-0117	Black
42-5025	Black, Replica



**Weld On Dowels** are tapped for  $\frac{5}{16}$ " — 24 UNF thread.  
VT No. 51-0858

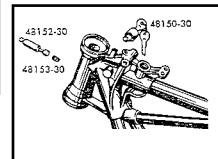
51-0431	45 Rear Fram Cross Brace
51-0437	Rear Forging Mount
51-0439	Front Forging Engine Mount
51-0459	Rear Frame Motor Mount
51-0527	Rear Frame Motor Mount, Front and Rear
51-0119	Rigid Frame Tube Set, 1948-53
51-0120	Rigid Frame Tube Set FL 1954-1957
51-0144	Raw rigid frame seat post plate set
51-0172	Lower Frame Front Motor Mount
51-0535	Triple Tree Neck Frame Tab
51-0551	Frame Coil Mount Weld-On Type
51-0618	Fat Bob Tank Mount Kit

## Frame Component



**Front Side Car Frame Loops** fit rigid frames for replacement and repair, will accept 1" diameter tubing, pair, front lower mount, each. Front engine mount is one piece forged with three holes on left and two holes on for brake side. Components must be welded on.

VT No.	Item
51-0523	Side Car Loop Set, Straight Leg, Right and Left
51-3157	Side Car Loops, Right and Left
51-0585	Side Car Loop Set, Wish Bone, Right and Left
51-3647	1936-47 Front Engine Mount
51-0595	1936-47 Front Engine Mount
51-0526	1948-84 Front Lower Mount
51-0500	Cast Side Car Mounts
51-0068	Casting Number Plate



**Complete Steering Head Lock Assembly Kit** includes cylinder lock, two keys, pin, frame plug, spring and plunger.

VT No.	Item
37-9021	Complete Kit
51-0610	Trim Ring



**Big Twin Neck Forgings** machined to accept stock diameter tubing. 51-0520 features late number boss and tab for pad lock.

VT No.	Year	Rake
51-0623	1936-40	28°
51-0596	1941-45	29°
51-0606	1946-E47	30°, Bull Neck
51-0525*	1948-68	30°
51-0520	1969-87	30°

\*Note: Machined to accept neck lock tumbler 37-9021.



**Top Frame Casting** fits 1948-65 Panhead.  
VT No. 51-0067



**1936 Style Side Car Mount Set and Cross Bar.**  
VT No. 49-1320



# Shock and Shock Cover



**Dura Shocks** feature nitrogen charge pump to fit 1973-84 Big Twins.

VT No.	Length	Type
54-0028	11"	Exposed
54-0029	12"	Exposed
54-0031	12"	Covered

All shocks are measured eyelet to center of eyelet.

**Shock Sets** for FL-FLH-FX-FXE except FXR-FLT.

VT No.	Style	Length	Year	Type
54-0112	Stock	12.0"	1973-85	Chrome Springs
54-0113	Stock	12.0"	1973-85	Full Covered
54-0108*	1" Shorter	11.0"	1973-85	Chrome Springs
54-0107*	1" Shorter	11.0"	1973-85	Full Covered

\*Note: Feature chrome body and springs, lower bike.

**FL-FLH-FX**

54-0110	54509-71A	13.5"	1958-72	Chrome Springs
54-0111	54500-67	13.5"	1958-72	Full Covered
28-0220	All			Rubber Bushing




**13.5" Shock Sets** fit 1958-72 Big Twins.

VT No.	Type
54-0027	Exposed
54-0030	Covered



**Chrome Shock Cover Set.** The 11" type fits Progressive shocks 54-2013 and 54-0061, and 12" type fits shocks 54-2004 and 54-0060, sold in pairs.

VT No.	Type
54-5028	11"
54-5029	12"




**Chrome Shock Springs** convert FL to FX style exposed chrome springs or to replace springs on FX models. Springs are stock tension. Sold in pairs.

VT No.	OEM	Lgth	Years
54-0150	54555-73	11.5"	1973-up FX-FL
54-0151	54570-67	13.5"	1967-72 FLH



**Chrome Shock Covers** are a 1950's style top cover. They fit all models of swing arm with stock shocks including Electra Glide 1958-64, 1965-82 without saddlebag guards. Replaces 54704-52 and 54705-52.

**VT No. 54-0154**



All shocks are measured eyelet to center of eyelet.

**Progressive Suspension 412 Series Chrome Shocks** are manufactured from the finest material available. Magnum 412 Series shocks are nitrogen charged with six-stage automatic damping and an adjustable spring preload. Available with chrome spring and end caps. Shock cartridge is not chrome. All shocks are measured eyelet to center of eyelet.

Year/Model	11.0"	12.0"	13.5"
1973-84 FLH-FX	54-2013 without cover	54-2004* without cover	
		54-0089* with cover	
1958-72 FL-FLH			54-0087* with cover

\*Note: Denotes stock length shock. When installing other than stock length shocks, tire to fender clearances must be checked.



**Chrome Shock Spring Covers.**

VT No. 54-0155 and 54-0157 fit V-Twin shock assemblies 1967 and later, with upper spring retainers. VT No. 54-0402 is replica type for shocks which disassemble at lower eye.

VT No.	OEM	Fits/Length
54-0155	54702-67	1967-72 FL-FX 9 1/2"
54-0402	54702-56	1956-66 XL and Big Twin Replica Type
54-0156	54702-73	1973-84 Big Twin



**Shock Tool** for 1958-81 FL-FX scissor type. Replaces 94700-65.

**VT No. 16-0100**

Mount Studs not included with shock sets.





**Shock Stud Conversion** allows use of shocks with 1/2" holes with steel inserts. Simply press out stock bushing and sleeve, replace with the 2-piece style. Fits the 5/8" diameter studs on many models. Use a 5/8" cup washer for final assembly. Set of 8 rubbers.

VT No.	Item
28-0133	Rubber Bushing
54-0418	5/8 Cup Washers, 10 pack



**Shock Bushings** fit 1958-84 Big Twin, pack of 10. Replaces OEM 85210-42A.

VT No.	Item
28-0220	Bushings
37-0431	Steel Sleeves



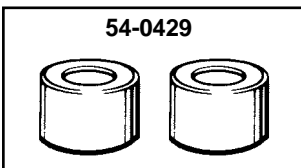
**Shock Stud Washer** 10 pack.

VT No.	OEM	Type	Finish
54-0418	54544-65	5/8" Hole Cup	Chrome
54-0419	54543-65	3/8" Hole Cup	Chrome
54-0420	54545-65	1/2" Hole Cup	Chrome
54-0421	6718	1/2" Hole x 1" Flat	Chrome
54-0424	6722B	5/8" Hole x 1.3" Flat	Zinc
54-0432	6415B	3/8" Hole x 1.25" Flat	Zinc



**Nyloc shock stud nut** is 5/8-18 UNC thread, replaces 7993.

VT No.	Finish	Qty
54-0422	Zinc	10
54-0447	Chrome	4



**Replacement Hardware** fits stock or aftermarket shocks 1967 later, top clip type.

VT No.	OEM	Item	U/M
54-0204	54558-73	Rotating Cam	Pair
54-0203	54559-73	Cam Sleeve	Pair
54-0205	54635-73	Spring Retainer	Pair
54-0429	54700-67	Upper Cover	Pair



**Stock Stud Spacers** replace 5960W on 1965-85 FLH when rear frame bars are not used. Zinc plated, pair.

VT No. 54-0425

# Shock Stud



**Shock Stud Kits** feature all pieces for upper and lower positions. Including washers, nuts and lockwashers as necessary. Studs and bolts are zinc plated. Outer nuts and washers are chrome.

VT No.	Year
54-0466	1958-64 *Note: with chrome studs.
54-0464	1958-64
54-0463	1965-66
54-0462	1967-72
54-0465	1973-84



**Rear Shock Studs**, with cup washers. Each kit includes two studs and four chrome plated cup washers. Cup washers and lock nuts may be purchased separately.

## Upper Pair

Chrome	Zinc	OEM	Fits
54-0445	54-0408	54515-58A	1958-64 FL 5/8" thread
—	54-0409	54515-65	1965-66 FL
54-0440	54-0410	54515-67	1967-72 FL-FX
54-0442	54-0416	54515-73	1973-84 FX

## Lower Pair

Chrome	Zinc	OEM	Fits
54-0446	54-0411	54517-58	1958-64 FL
—	54-0413	54517-65	1965-66 FL
54-0441	54-0412	54517-67	1967-72 FL-FX
—	54-0401	3958	1973-84 FL-FX



# Sissy Pad



**Button Sissy Bar Pads** mount to square stock sissy bars, Mini fits 12" bar, 2 button fits 16" bar. Chrome mount clamps included, black only.

VT No.	Type
47-1963	Mini
47-1964	2-Button
47-1972	Smooth
47-0457	Buttoned
47-0478	Buttoned
31-1987	Brackets for Above



**Mini Back Rest** in black features a stainless steel insert with chrome frame mounting system for short sissy bars.  
**VT No. 47-0753**

# Luggage Rack



**Chrome Luggage Rack** is fender mounted for loads of 10 pounds or less. Fits 1982-94 FXR and 1976-85 FXE. 9" x 6" in size. **VT No. 50-1019**



**Three Channel Luggage Racks.** Classic style of the 1960's for FLH models for 1958-84 FLH.

VT No.	OEM	Item
50-1013	53403-58D	Luggage Rack
37-0545	90908-58	Strut Spacer



**FXWG-FXST Luggage Rack** is for 1980-99 models and many Swing Arm frames fitted with a bobbed rear fender rack contours to fender curves.

**VT No. 50-1001**



**Eagle Spirit Medallion** is 3½" for universal, and has an adhesive backing.

VT No.	Finish
42-0532	Chrome
42-0538	Gold Inlay
652	



**Luggage Rack Pad** measures 12¾" x 9" with quick release spring loaded clamps to fit 3-channel stock luggage racks.

VT No.	Item
47-1974	Pad Kit
49-2523	Clamps



**Old Style Luggage Rack** is a replica of 1940's accessory, contours all rear fenders 1934-up. Great for attaching thro-over saddlebags. Does not interfere with post mounted buddy or police solo seats.


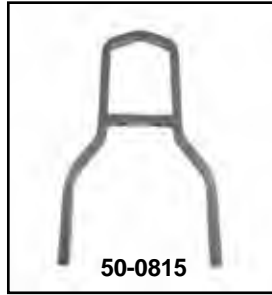
VT No.	Finish
49-0304	Polished
49-0951	Chrome Replica
49-0832	Black Replica
37-2096	Chrome Screw, 4 pack
50-1563	Black Strap
49-2523	Clamps
Luggage Rack Mount Kit	
VT No. 2591-12	







# Sissy Bar



Fitment	12" Round Bar Upright w/Tilt Top	11" Square Bar Upright	10" Square Grab Rail	Upright Width
	Chrome	Chrome	Chrome	
1958-84 FL-FLH	50-0322	50-0815	50-0819	8 <sup>3</sup> / <sub>4</sub> "
1972-85 FX	50-0320	50-0817		8"
1982-94 FXR		50-0816		6 <sup>3</sup> / <sub>4</sub> "



Fitment	Side Straps	20" Square Bar Upright	16" Square Bar Upright	Upright Width
	Chrome	Chrome	Chrome	
1958-84 FL-FLH	50-0805	50-0462	50-0811	8 <sup>3</sup> / <sub>4</sub> "
1972-85 FX	50-0804	50-0813		8"
1982-94 FXR	50-0806	50-0812		6 <sup>3</sup> / <sub>4</sub> "



**Fender Mount Sissy Bar Kit** includes mount bracket and 8<sup>1</sup>/<sub>2</sub>" grab rail, measured from top of fender, with chrome finish.  
VT No. 50-0503

**Sissy Bar Inserts** mount with screws to cross bar.

**VT No. Type**

**50-0820** Chrome Maltese

**42-0045** Skull

**42-0156** Live to Ride



## 2" Drag Pipe





**Radii Pipe Set** features full curve with 2" outside diameter and requires fabrication of brackets for mounting. Fits 1970-84 Shovelhead.

VT No. 30-0331

### Wyatt Gatling Down Draft Drag Pipes

Chrome	Black	O.D.	Fits
30-0721	30-0755	1 3/4"	1970-84 FX, FL
30-0725	30-0726	2"	1970-84 FX, FL

## 1 3/4" 1971-84 FX-FXE Exhaust



**Goose Style Drags.** Retro chopper styling in 1 3/4" diameter slash cut ends, and a length of 35" long. Use 31-2101 P-Clamps for mounting. Fits 1970-84 74 and 80 FXE.

VT No. Brand

30-3130 Cycle Shack, 35" long

30-3381 Wyatt's

30-3019 VT

30-0770 Lake



**Billet End Tips** fit 1 3/4" straight cut drags.

VT No. Finish

30-0796 Chrome

30-0797 Black

30-0800 Black, taper



61-0178 Drag Pipe Set, 1970-84 FL

30-0823 HEAT SHIELD BOOT GUARD, PARKERIZED

30-0017 REAR CYLINDER HEADER PIPE, BLACK

30-0863 REPLICAY HEADER PIPE, 16-1/2", BLACK

30-0996 REPLIC MUFFLER CHROME

30-0486 BATIQUE FISHTAIL EXHAUST PIPE END, RAW

**FX-FXE Model Muffler Pipes** feature 1 3/4" head pipe and true one-piece construction in chrome. Fits 1971-84 FX-FXE-FXS-FXB-FXEF-FXWG models except 1983-84 WG with both kick and electric starters, and both 74" and 80" engines Mount bracket included with muffler pipes only. Fits Shovelhead-type engine only.

VT No. Style


30-3130 1 3/4" Goose Drags

30-3237\* Heat Shields for Drag Pipes Only

31-4050 Bracket, Black

31-4058 Bracket, Chrome

\*Note: Could fit muffler pipes if trimmed down



**Radii Drag Pipe Sets** with formed heatshields (as noted) are 1 3/4" slash cut style with a length of 38".

Chrome	Black	Year	Model	Shields
30-3001		1971-84	FXE	Yes
30-3017		1970-84	FXE	No
30-3101	30-3417	1970-84	FXE	No

30-3418 Slash Cut Ends

30-3419 Slash Cut Ends

30-3420 Goose

15-0450 Exhaust Port Stud, Nut and Gasket Kit

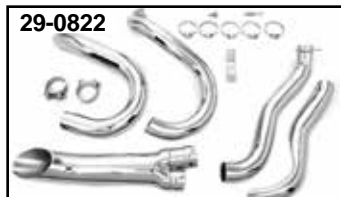
15-0759 Copper Gasket only



**Caution:** These exhaust products are not legal for sale or use in California on pollution controlled vehicles. These products are intended for non-highway only.







29-0822



29-0824




29-0822 Installed

**2:1 Exhaust Headers** for use forward controls. Fits 1970-84 Shovelheads.

VT No.	Finish
29-0822	Chrome
29-0824	Black



29-0094  
Installed



30-0580

**Chrome Knucklehead Upsweep Pipe Set** includes front and rear upsweep pipe set for rigid frames. Front Pipe is two piece type. Use 1 3/4" extensions or mufflers.

VT No.	Type
29-0094	Upsweep
30-0580	Stacked Upsweep
31-9920	End Clamps
31-2101	P-Clamps



29-0094

## FXR 1982-83



**FXR Exhaust Bracket Mounting Block** fits 1982-86 FXR models. Sold as each. **VT No. 28-0229**



31-2116

**T-Bolt Set** is a replacement for all of our muffler pipes which have channel type mounting. Supplied with nut.

VT No.	U/M
31-2116	Pair
31-0223	10 pack



40-0094

**Chrome Oil Tank** fits 1982-94 FXR models. Includes mounting hardware and hose. Replaces 62406-81. **VT No. 40-0094**



31-0189



31-0188

**FXR Exhaust Pipe Brackets**, zinc plated.

VT No.	OEM	Type
31-0189	65670-82	Front
31-0188	65671-82	Rear




**Cast Inner Primary.** Fits 1990-1993 FXR. **VT No. 43-0233**



**Caution:** These exhaust products are not legal for sale or use in California on pollution controlled vehicles. These products are intended for non-highway only.

## Upsweep Exhaust



29-0090 Installed



29-0088  
Installed

**Up Sweep Header Sets** with brackets will accept straight fishtail extensions or mufflers which must be purchased and mounted separately.

VT No.	Model	Year	Note/Frame
29-0092	Panhead	1948-57	#1 Rigid
29-0093	Panhead	1958-65	#1 Swing Arm
29-0091	Early Shovelhead	1966-69	#4 Swing Arm
29-0090	Early Shovelhead	1966-69	#1-2-3 Rigid
29-0088	Shovelhead	1970-84	#2 Rigid
29-0085	Shovelhead	1970-84	#4 Swing Arm

1. Features 'S' type front pipe for better ground clearance. Three piece system.
2. Will not fit with electric start wrap around oil tank.
3. To be used with hydraulic brakes only.
4. Can only be used with FXE type Battery Box

## Shot Gun Drag Pipe



30-3164

**Shot Gun Exhaust Systems** fit Rigid or FXST-FLST frames only. Will not fit frame with shocks unless noted. Available as a drag pipe with slash cut ends or with tapered muffler. Pipes have 1 3/4"

outside diameter unless noted. Drag pipe lengths are noted.

Tapered	Drag	Length	Fits
29-0103	30-3158	40"	1970-84 Shovelhead Kickstart only
—	30-3155	40"	1966-69 Shovelhead
—	30-3210*	40"	1970-84 FX-FXE
—	30-0357**	34"	1966-84 FX-FL
—	30-3164	40"	1966-84 FX-FL

**\*Note:** 40" Pipe Set clears shocks and FXE Battery. Designed for swing out kick arm VT No. 17-0307.

**\*\*Note:** 34" pipe is header set. No slash cut.

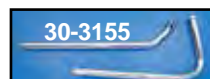
**\*\*\*Note:** 2" outside diameter.



30-3205 Installed



30-3153



30-3155

**Shot Gun Drag Pipe Sets** for Rigid or Swing Arm models as noted. Bracket not supplied. Note type of front pipe. Outside is a 2 piece set, flat pipe type is three piece set.

VT No.	Model	F Pipe	Frame
30-3153	Knucklehead	Flat	Rigid
30-3150	Panhead	Outside	Rigid
30-3163	Panhead	Flat	Rigid
30-3205**	Panhead	Flat	Rigid
30-3149	Panhead	Flat	Swing Arm
30-3164	Shovelhead	Flat	Rigid
30-3155	Shovelhead	Outside	Rigid

**\*Note:** Fits STD heads.

**\*\*Note:** Side by side shorty





## 2 into 1 Exhaust



**Stock Type 2 into 1 Exhaust.** Single type for 1970-84 FLH fits Shovelheads when the front pipe is inside front frame tubes.

VT No.	Type	Year	Shield Set
29-0146	Chrome, K & E	1970-84 FL	30-0333
29-1160	Chrome, K & E	1970-84 FL with Heat shields	
29-0147	Black, K & E	1970-84 FL	
29-0158	Chrome, Electric Only	1970-84 FL-FLH	30-0333
29-1155	Chrome	1980-84 FLT	30-0308



**Chrome Crossover Exhaust Pipe** for Big Twin models with crossovers. To fit stock systems only. Replaces 65494-70.  
VT No. 30-0226



**Megaphone Widow Trust Muffler Set** available in chrome or black finish and has an overall length of 15". Includes 1 7/8" end clamp and 6" mounting strap. Megaphone end is 3 3/4" in diameter. Straight thru pipe with no baffle. Fits over 1 3/4" pipes that have 1 7/8" outer diameter.

**Chrome Black**  
30-1025 30-1026



**Caution:** These exhaust products are not legal for sale or use in California on pollution controlled vehicles. These products are intended for non-highway only.

## 1970-84 FLH Dual Crossover System



Right Side



Left Side

**Chrome Dual Pipe Crossover System less Mufflers** features intersection of left side cross over at rear pipe, 1 3/4" outside diameter. Fits 1970-84 Shovelhead. Order heat shields and mufflers separately. Pipes are for kick and electric.

VT No. 29-1101



**Rocket Fishtail Kit** for FLH includes two cigar mufflers and three tip fishtail tips.

VT No. 30-0872



**Rocket Fin Set** with 3-fins OE style cigar mufflers 1950-65.  
VT No. 30-0955



**Chrome Megaphone Tip.**

VT No.	Fits Over	Length	U/M
30-0949	1 7/8"	24"	Each
30-0734	1 3/4"	25"	Each
30-0844	1 3/4"	30"	Each



**Chrome Megaphone** sold as a pair.

30-0024	1 3/4"	30"	Pair
30-0984	1 7/8"	15.25"	Pair








# 1970-84 Dual Exhaust

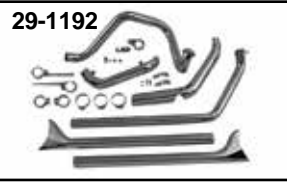


Right Side View

29-1192



29-1192



29-1192



29-1192



29-1165



29-1192



**True Dual Chrome Exhaust Systems** feature a single pipe for each side. Each pipe is independent. Rear pipe is for the left and front pipe is for the right without intersection. 1 3/4" outside diameter. Order heat shield set separately. Does not include hardware. Uses 1 3/4" slip on mufflers.

VT No.	Fits
29-1165	1970-84 Shovelhead FLH
29-1192	1970-84 Shovelhead FLH with fishtail kit

**Shield Set**  
30-0292

—



**Two Piece Heat Shield Set** fits 29-1165 for 1970-84 FLH.  
VT No. 30-0292



**Chrome Super Muffler Clamp Set** attaches muffler to 1 3/4" header pipe.  
VT No. 31-1007



31-0706



31-0707



31-0708




31-2117



31-2118

**Dual Exhaust Pipe Clamp Kits** are for FLH models. Order pipe support separately for 1958-84.


VT No.	Year	Item
31-0706	1958-65	Clamp Set
31-0707	1966-69	Clamp Set
31-0708	1970-84	Clamp Set
31-2117	Right Side	Support
31-2118	Left Side	Support



48-0125



48-0126



48-0157



48-0131



48-0132

**High Temperature Exhaust Wrap** reduce radiated exhaust heat. Wrap that will withstand up to 2000 degrees. Tie wraps sold available separately.

VT No.	Size	Item
48-0125	14"	Stainless Tie Wraps, 4 pack
48-0157		Stainless Wraps, 10 pack
48-0126	25' x 2"	Black Wrap
48-0127	25' x 2"	Tan Wrap
48-0131	25' x 1.5mm	White Wrap
48-0132	25' x 1.5mm	Black Wrap
48-0137	25' x 2	Brown Wrap
48-0139	25' x 2	Copper Wrap



**Footboard Mount Kit** fits 1970-84 FLH with drag pipes.  
VT No. 27-0599



**Footboard Bracket** must be used to replace the right side factory floorboard mount if you want to retain footboards on a 1970-84 FLH when using a drag pipe.

VT No. 31-0098



**Caution:** These exhaust products are not legal for sale or use in California on pollution controlled vehicles. These products are intended for non-highway only.





# Knucklehead Exhaust

29-1116



29-1115



29-1115 Installed

**1936-47 Knucklehead Two Into One Exhaust** are designed to replace stock style 1 1/4" outside diameter pipe systems.

**Replica 3 Pc Finish**

29-1116 29-0182 Chrome

29-1115 29-0181 Black



**1936-47 Knucklehead Exhaust Pipes.** Flat connector pipe features exact riveted construction as original. Y-Pipe features factory style saddle.

Chrome	Black	OEM	Type
30-0177	30-0261	65440-36	Front
30-0176	—	65493-36	Rear
30-0746	30-0981	65465-36	Flat
30-0199	30-0200	65505-41	Y-Pipe
—	30-0981	65465-36	Flat
Replica Type			
30-0762	—	65440-36	Front
30-0748	30-0747	65493-36	Rear
30-0746	30-0981	65465-36	Flat
30-0864	30-0975	65505-41	Y-Pipe

**Note:** Three and four Piece Replica Exhaust Systems require hand fitting during final assembly. We suggest to loosen motor mount bolts during installation to allow pipes to adjust to motor position then re-tighten engine bolts.

**Chrome Knucklehead Drags** fit 1936-47 models 61 and 74", 1 1/4" inner diameter.

VT No.	Item
30-3120	Pipes
31-2101	P-Clamps



**Clamps Not Included With Header Sets.**

YouTube



Watch Our Video!

<http://www.youtube.com/user/TeddCycle?feature=watch>



**Batique Pipe End** fits over exhaust tube as noted. Sold each.

**VT No. OD**

30-0793 1 3/4", Chrome

30-1376 1 3/4", Black

30-1393 1 7/8", Chrome



30-0995



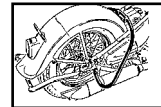
30-0995



30-0166


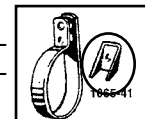
**Replacement Muffler With Built-In Y-Pipe.** Replaces 65201-37. Used on 1936-40 Knuckle, 1936-40 UL.

VT No.	Type
30-0995	Black, Replica
30-0165	Black
30-0166	Chrome
30-0438	Black Tip



**Rear Hanger Reinforcement Clip** braces rear muffler clamp at mount bolt. Body clamp not included.

VT No.	Finish	Year/Model
49-2577	Black	1930-36 UL
49-2578	Black	1936 EL, 1937-40 UL
49-2591	Chrome	1936 EL, 1937-40 UL
49-2579	Black	1941-47 FL
49-2592	Chrome	1941-47 FL



**Exhaust Pipe Clamp Sets** complete in black or chrome for single exhaust. Number of clamps in each kit shown.

Chrome	Black	Year	Model	Clamps
31-3950	31-2125	1936-1940	Knucklehead	3
31-3951	31-2126	1941-1947	Knucklehead	4
31-2930	31-4187	1941-1947	Knucklehead	3
2772-22	2719-22	1936-57	Bolt Set	



**Rear Clamp Kit** with reinforcement clip for 1941-57 BT.

VT No.	Finish	
31-1264	Parkerized	31-4084 Chrome Set
31-1269	Stainless	31-4085 Parkerized Set
31-1295	Parkerized	31-9009 Parkerized Set
31-1297	Chrome	



**Caution:** These exhaust products are not legal for sale or use in California on pollution controlled vehicles. These products are intended for non-highway only.







# True Dual Exhaust 1948-69



29-1106



29-1108

**True Dual Chrome Exhaust Systems** by Paughco, feature a single pipe for each side. Each pipe is independent. Rear pipe for the left side and front pipe for the right side without intersection. Panhead styles fit with or without mousetrap. The pipes have 1 3/4" outside diameter. Order heat shield set separately. Does not include hardware. Use 1 3/4" slip on mufflers.

## Crossover Kits.

### VT No. Fits

29-1106 1948-64 Panhead

29-1107 1965 only Panhead

29-1108 1966-69 Shovelhead

### Shield Set

30-0376

—

—

**Note:** Three and Four Piece Replica Exhaust Systems require hand fitting during final assembly. We suggest to loosen the motor mount bolts during installation to allow pipes to adjust to motor position then re-tighten engine bolts.

# Dual Pipe Crossover System 1948-69



29-1102

**Dual Pipe Cross Over Systems** less mufflers, chrome. Feature intersection of left side cross over at rear pipe, 1 3/4" outside diameter.

VT No.	Year/Model	Shield Set
	1949-57 Panhead, Rigid Mechanical with Mousetrap	30-0302
29-1100	1958-64 Panhead with Mousetrap	30-0301
29-1164	1965 only Panhead with Mousetrap Kick and Electric	—
29-1188	As Above Replica	—
29-1102	1966-69 Shovelhead, four piece Kick and Electric	—
29-1189	As Above Replica	—



31-0706



31-0707

**Dual Exhaust Pipe Clamp Kits** for FLH. Order pipe support separately for 1958-84.

VT No.	Year	VT No.	Year
31-0706	1958-65	31-2117	Right Side Support
31-0707	1966-69	31-2118	Left Side Support
Single.			
31-0926	1958-69	31-2117	Right

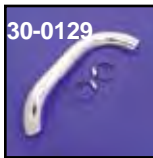


31-4189

**Rear Cross Over Pipe Clamp** bolts to rear cylinder base, each.

VT No.	OEM	Fits	Finish
31-3946	65510-54	1954-61	Cadmium
31-0474	65510-61	1962-64	Chrome
31-4189	Paughco	1954-61	Chrome

# 1948-84 Exhaust Component



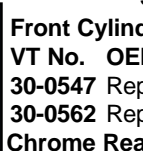
30-0129



30-0130

**Rear Heat Shields** by Paughco.

Rear Fits	Rear Fits
30-0128 29-1165	30-0130 29-1100
30-0128 29-1108	30-0130 29-1101
30-0128 29-1107	30-0130 29-1102
30-0129 29-1106	30-0130 29-1164



**Front Cylinder Header Pipe.**

VT No.	OEM	Years
30-0547	Replica	1948-65 Chrome
30-0562	Replica	1948-65 Black

**Chrome Rear Exhaust Pipe** for Big Twin with crossovers. To fit stock systems only. Fits 1958-65 Panhead, replaces 65496-61. **VT No. 30-0222**



31-0229


**Front Pipe to Frame Clamps** for 1936-69. Set includes 65512-37A pipe clamp and 65513-58 to frame for secure installation.

### VT No. Item

31-3989	Set, Parkerized
31-0229	Set, Chrome
31-3988	Frame Clamp Only, Black
31-0926	Front Clamp Only, Parkerized



30-0222




30-0225

**Chrome Rear Exhaust Pipes** are for Big Twin models with crossovers. To fit stock systems only.

VT No.	OEM	Years
30-0225	65494-61	1958-64
30-0162	65494-65	1965-69



30-0162



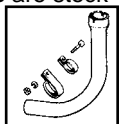
B



C

**1958-84 Stock Exhaust Connector Flat & Y Pipes** are stock replacement type.

Chrome	Black	#	OEM	Years	Type
30-0746			Replica	1936-64	Flat
30-0864	30-0898		Replica	1936-57	Y
30-0199	30-0200	B	65505-41	1936-57	Y
30-0745			Replica	1958-64	Y
30-0201	30-0202	B	65505-58	1958-64	Y
30-0225					Crossover
30-0194			C 65538-65	1965-69	Combo



30-0173



30-0259



30-0561



30-0749

**Cylinder Pipe** for use with single exhaust.

Chrome	Black	Year
30-0173	30-0259	1948-65
30-0561	30-0749	1948-65



**Caution:** These exhaust products are not legal for sale or use in California on pollution controlled vehicles. These products are intended for non-highway only.





# Panhead Clamp




## 1948-65 Panhead Exhaust Clamps.

VT No.	Item	Finish	Type
31-2113	Allen Type	Chrome	Allen
31-0265	As Above, two piece type	Chrome	Allen
31-3960	Extra wide	Chrome	Allen
31-4039	Allen Type	Chrome	Allen
31-2111	Stainless Type	Stainless	Hex Nut
31-0225	Replica 1948-64	Stainless	Hex Bolt
31-0834	Replica 1948-53	Stainless	Hex Bolt
31-4056	Replica 1965 Only	Zinc	Allen




**Replica Finned Exhaust Clamp**  
fits Panhead 1948-65. Replacing  
factory accessory 65519-48.  
VT No. 31-0425

# 1966-69 Shovelhead Exhaust



**Chrome Flex Exhaust Covers** for all Big Twin 74 and 80, 1 1/4". Slides on.

VT No.	Type
30-0110	MCM
30-0311	Replica




**Clamp Set** for 2:1 single exhaust available as listed. Exhaust sold separately.

**Chrome Parkerized Stainless Year**

31-9002	31-9005	31-2143	1958-69
31-0229*	31-3989	—	1936-69 FL, EL two piece

\*Note: Front Clamp Set




**30-3178** with over the transmission rear pipe fits kick start only in Rigid or Swingarm frame



**1966-69 Big Twin Drag Pipes** available to fit either mechanical or hydraulic brakes or with over the trans rear pipe that will work with electric start applications.

VT No.	Type	Brand
30-3159	Mechanical and Hydraulic	Paughco
30-3178	Over Trans	Paughco

\*Note: Turn Out Ends.




**Two Into One Exhaust** for rigid or swing arm frames on 1966-69. It is a three piece set incorporating the Y-flat pipe combination. Chrome  
VT No. 29-0152

**Red's Cycle Shed**  
**CUSTOMS**  
ACCESSORIES  
PARTS ☒ CHROME

VALE GATE, NY  
(914) 562-5139

Since 1968

**Note:** Three and four Piece Replica Exhaust Systems require hand fitting during final assembly. We suggest to loosen motor mount bolts during installation to allow pipes to adjust to motor position then re-tighten engine bolts.



## 1966-69 Pipes

VT No.	Type
30-0194	Combo Y
30-0160	Rear, 65493-66, 1966-69 FL
30-0998	As Above, Black
30-0983	Rear, 65493-66, 1966-69 FLH
30-0157	Rear Dual
30-0159	Front 65443-66
30-0162	Crossover



**Caution:** These exhaust products are not legal for sale or use in California on pollution controlled vehicles. These products are intended for non-highway only.






# 1948-65 Panhead Exhaust



**Chrome Flex Exhaust Covers** for all Big Twin 1936-69, 1 3/4". Slides on.  
**VT No. Type**  
**30-0110 MCM**  
**30-0311 Replica**




**29-0173 Installed**



**29-0178 Installed**



**31-4187**



**31-3951**



**31-2126**




**31-2127**




**31-9002**



**31-9005**



**31-2143**



**31-0225**



**31-0229**



**31-1264**



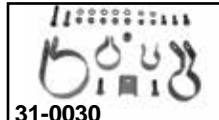
**31-1269**



**31-1271**



**31-0031**



**31-0030**



**31-0069**

**Clamp Set** for 2:1 Single Exhaust available as listed. Order exhaust separately, order header clamps in stainless, VT No. 31-0225 in stainless to complete set.

Chrome	Parkerized	Stainless	Year
—	<b>31-4187</b>	—	1941-57 (3 Piece)
<b>31-3951</b>	<b>31-2126</b>	—	1941-57 OHV
—	—	<b>31-2127</b>	1950-57
<b>31-9002</b>	<b>31-9005</b>	<b>31-2143</b>	1958-69
—	—	<b>31-0225</b>	1948-65
<b>31-0229*</b>	<b>31-3989*</b>	—	1936-69 FL, EL 2-piece
—	<b>31-1264</b>	<b>31-1269</b>	1950-57 Rear
—	—	<b>31-1271</b>	1941-57 End
<b>2772-22</b>	<b>2719-22</b>	—	1941-57
<b>31-0031</b>	<b>31-0030</b>	<b>31-0069</b>	1941-57

\*Note: Front Clamp Set

## 1941-49 Muffler



**30-0880**

The 30-0880 & 30-0884 have the original seam type construction.



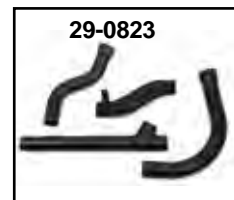
**30-0880**

**FL Stock Replacement Muffler** replaces 65251-41. Fits all 1941-49 FL, EL, UL.

VT No.	Finish
<b>30-0163</b>	Black
<b>30-0164</b>	Chrome
<b>30-0880</b>	Black, Replica
<b>30-0884</b>	Chrome, Replica



**30-0164**



**29-0823**

**Two Into One Exhaust** designed to replace stock style with 1 3/4" outside diameter pipe systems. Fit rigid or swing arm frames. Systems are four piece construction. 1965 only are original three piece design.

VT No.	Years	Finish/Fits
<b>29-0173*</b>	1948-57	Chrome
<b>29-0174*</b>	1958-64	Chrome
<b>29-0178*</b>	1948-57	Black
<b>29-0154</b>	1965	Pan, Chrome
<b>29-0155</b>	1965	Pan, Black
<b>29-0823</b>	1958-64	Black, 4 Piece Set

\*Note: Features replica style saddle Y and riveted flat pipe.



**30-0975 Best Made!**



**30-0746**



**30-0981**



**30-0864**



**30-0200**



**30-0975**



**30-0547**



**30-0562**

**Replica Header Pipes.**

Chrome	Black	Type	Year
<b>30-0746</b>	<b>30-0981</b>	Flat	1948-64
<b>30-0864</b>	<b>30-0200</b>	Y	1948-57
	<b>30-0975</b>	Y	1948-57
	<b>30-0898</b>		1948-57 (1.2mm thick)

Front	Rear	Finish
<b>30-0547</b>	<b>30-0561</b>	Chrome
<b>30-0562</b>	<b>30-0749</b>	Black

## Drag Pipe



**30-2128**

**Drag Pipes** have less ground clearance than original equipment. Requires the use of P-Clamps. **Notice: To avoid scraping, do not use unless front fork is stretched at least 4" longer than stock.**

VT No.	Style
<b>30-3128</b>	1 3/4" Goose Drag
<b>31-4055</b>	Bracket




**Caution:** These exhaust products are not legal for sale or use in California on pollution controlled vehicles. These products are intended for non-highway only.







# Cigar Muffler



**Muffler/Trumpet Set for 1958-84 FLH.**

VT No.	Type
30-0564	Dual
30-0441	Single



30-0877, 30-0876, 30-0398 feature original seam type construction. Cigar Mufflers replace 1950-66 FL-FLH, 1 1/4" inlet, 3 1/4" body diameter. Kit includes two mufflers and clamps. \*Note: Not seam-less.

VT No.	OEM	Fits	Length	Brand
30-0877*	Chrome	1950-57	24"	Replica
30-0876*	Black	1950-57	24"	Replica
30-0143	65235-50	1950-57	24"	V-Twin
30-0852	Black	1950-57	24"	V-Twin
30-3189	Chrome	Kit		Pair
30-0189	65235-50	1950-57	24"	DCC
30-0339	65235-50	1950-57	24"	Black
30-0220	65236-58	1958-66	22"	DCC
30-0282	65236-58	1958-66	22"	V-Twin
30-0398*	65236-58	1958-66	22"	Replica



Caution: These exhaust products are not legal for sale or use in California on pollution controlled vehicles. These products are intended for non-highway only.








# Replica Muffler

CLASSIC



30-0141



30-3186



30-0142



30-0218



30-3187

**V-Twin™ Replica Chrome Seamless Muffler** features classic fishtail or turnout ends with factory duplicated stock seams and welding for restoration or nostalgic looks with a 3/4" outside diameter. All fit 1 1/4" inlet, single and dual applications. Pairs include two mufflers and four clamps.

VT No.	Length	Type	U/M
30-0141	26 3/4"	Fishtail	Each
30-3186	26 3/4"	Fishtail	Pair
30-0142	33"	Fishtail	Each
30-0218	28"	Turnout	Each
30-3187	28"	Turnout	Pair

**Note:** VT No. 30-0141 stock FLH 1958-66, VT No. 30-0218 stock on 1967-69, VT No. 30-0142 clears saddlebags.



30-0817



30-0818

**Straight Fishtail Muffler** with scalloped fishtail tip.

**Chrome Black Length**

30-0817 30-0818 32"




30-0142



30-0218

**1970-84 FLH Replica Mufflers**




30-3176



30-0346

**1970-84 FLH Replica Chrome Mufflers.** Kit include two mufflers and four clamps. **\*Note:** Not seamless.

VT No.	Item	U/M	Measurements
30-3176	Muffler Each	28"	long
30-3188	Muffler Kit	Pair	
30-0346*	Muffler Each	27 1/2" long, 3 1/2" outside diameter	



31-2103



31-4016



31-2109

31-4016	65293-58	3/4"	Stainless Clamp	Each
31-2103	End Clamp	1 7/8"	Chrome	Pair
31-2109	Body Clamp	3 1/4"	Chrome	Pair



31-2117



31-2118

**Black FL Muffler Support Tubes** use on 1958-84 FL. Replaces 65318-58A right side and 65318-59B left side.


VT No.	Side
31-2117	Right
31-2118	Left



31-4016



31-2109



31-2103



31-2144

**3/4" Stainless Clamp** replaces 65293-58, fits cigar and other stock dimension mufflers, sold each.

**VT No. 31-4016** Polished

Inlet and Body Clamps for mufflers on this page.

VT No.	Type
31-2109	3/4" Body, pair
31-2103	End Clamps, pair
31-2144	End Clamps, Heavy



**Chrome 30" Straight Pipe Extension** is 1 7/8" inside diameter to fit over 1 1/4" pipes and allows extension to slide over to desired length. Pair.

**VT No. 30-0314**



**Caution:** These exhaust products are not legal for sale or use in California on pollution controlled vehicles. These products are intended for non-highway only.





# Fishtail Exhaust





**V-Twin Mfg.™**  
**Fishtail Kits** include two (2) fishtails, two (2) inlet and two (2) body clamps. Pipes are 1 3/4" inside diameter the full length to fit over drag or dual

exhaust systems. Fishtails do not include baffles.

**VT No. Length**


**30-3165 30"**

**30-0137 36"**





**Fishtail Straight Pipes** fit over 1 3/4" pipes. Sold each except where noted. Order clamps separately. Available in chrome or black finish.

Chrome	Black	Item	U/M
30-0138	—	18" Fishtail	Each
30-0945	—	18" Fishtail	Set
30-0139	—	30" Fishtail	Each
30-0948	30-3024	30" Fishtail	Set
30-0781	—	33" Fishtail	Set
30-0893	—	30" Fishtail	Set
30-0136	—	36" Fishtail	Each
30-0518	30-3025	36" Fishtail	Set
30-3049	30-3052	36" Fishtail (Indian)	Set
31-2105	—	1 7/8" Hanger Clamps	Set
31-2101	—	1 3/4" Hanger Clamps	Set
31-2103	—	1 7/8" End Clamps	Set



**30-0974 Shown on Knucklehead Bobber**  
**Chrome Classic Fishtail Tips** slip over the outlet of the muffler or straight pipe. Tip measures 7 7/8" long and 5 5/8" high. Sold as pair.

VT No.	I.D.	30-3422	1 7/8"
30-0974	1 7/8"		
30-3421	1 3/4"		




**Chrome Tapered Fishtail Muffler** features 1 3/4" inlet. Use 2 1/2" body clamps for mounting which are sold separately.

VT No.	Item	U/M
30-0253	Muffler 27" Long	Each
30-0264	As Above	Pair
30-0254	Muffler 31" Long	Each
30-0369	Muffler Set, 31"	Set
31-2106	Body Clamps, 2 1/2"	Pair
31-2103	Inlet Clamps, pair	



**Chrome Flash Gordon Fishtail Muffler** with 2.5" diameter to fit 1 3/4" pipes. Sold each.

VT No.	Item	Length
30-0140	Muffler	31.5"
30-0399	Muffler	24"
31-2106	Body Clamp	



**A-Chrome Fishtail Style Mufflers** are 2 7/8" diameter, with steel baffle core. Inlet end fits 1 3/4" OD pipes. Order clamps separately.

VT No.	Type	30-0152	36", each
30-0151	30", each	31-2103	1 7/8" end clamp
30-3185	30" Set includes 31-2099 clamp		
31-2099	2 7/8" Body Clamp		



Order muffler clamps separately.

VT No.	Type	Size	Type
31-2107	Body	2 3/4"	Standard
31-2103	Inlet	1 7/8"	Standard
31-2144	Inlet	1 7/8"	Heavy



**Chrome Muffler End Clamp** fits slip on mufflers. VT No. 31-1007



**Caution:** These exhaust products are not legal for sale or use in California on pollution controlled vehicles. These products are intended for non-highway only.








# Universal Muffler

Universal Mufflers fit over 1 1/4" pipes and use clamps for mounting. All clamps available separately.



**Turnout Muffler Set** has 1 1/4" inner diameter inlet. Order clamps separate. Channel type mounting features concealed track on back. 20" long and 2 1/2" body diameter.

**VT No. U/M**  
**30-0625** Pair  
**30-0146** Each

**2:1 Collector** has 1 1/4" inlet 3" diameter, 29" long, fits most parallel exit pipes. End may be rotated to position.



**VT No. Type**  
**30-0207** Turnout  
**30-1563** Slash End  
**VT No. Type Length**  
**30-0207** Turnout 29"  
**30-1563** Slash 21"

**Slip On Chrome Mufflers** steel baffled with 1 1/4" inlet.

**Removable**

VT No.	Type	Length	Dia.	Mt	Type	U/M	Baffle
30-0149	A-Slash	16"	2 1/2"	Stud	Each	No	
30-0148	B-Tapered	16 1/2"	2 1/4"	Channel	Pair	No	
30-0641	B-Tapered, Black	16 1/2"	1 3/4"		Pair		
30-0642	B-Tapered, Chrome	16 1/2"	1 3/4"		Pair		
30-0147	C-Baloney Slice	16 1/2"	2 1/2"	Stud	Each	Yes	
30-0348	C-Baloney Slice	16 1/2"	2 1/2"	Channel	Pair	Yes	
30-0150*	D-Shorty	12"	2 1/4"	Stud	Each	Yes	
30-0067	Trumpet				Each	Yes	
30-0871	Vape				Each		
30-0296	E-Megaphone	20"			Each	Yes	
30-0794	Megaphone	20"			Pair	Yes	
30-0827	Megaphone				Pair		
30-0848	Megaphone Upsweep				Pair		
30-2105	F-Megaphone Upsweep			Channel	Pair	Yes	
30-2167	Megaphone Upsweep			W/Flap		Yes	
30-1375	G-Megaphone Upsweep			Stud	Pair	Yes	

\*Note: Fits 1 3/4" or 1 1/2" diameter.





**Replica Tapered Muffler Set** replaces 65231-65A with 1 1/4" inlet.

**VT No. 30-0795**



**Caution:** These exhaust products are not legal for sale or use in California on pollution controlled vehicles. These products are intended for non-highway only.



**Chrome Turn Out Mufflers** have a 3" diameter body, 1 1/4" inner diameter inlet, 30" or 36" overall length. Order clamps separately. Great for single or dual exhaust use on FLH models. Will not fit 1985-94 FLT models. 30-0190 has mount track on back.

**VT No. Size U/M**  
**30-0190** 30" Pair  
**30-0191** 36" Each  
**30-0382** 36" Pair  
**31-2108** 3" Body Clamp Pair  
**31-2103** 1 1/8" End Clamp Pair  
**31-1007** 1 1/8" End Clamp Pair



**Upsweep Muffler** is 31" long with upsweep tail.

**VT No. U/M**  
**30-3391** Each  
**30-0565** Pair

CLASSIC





# Heat Shield



1970-84 FLH 3 Piece  
Chrome Heat shield Set  
for 2:1 exhaust system.  
VT No. 30-0333



Chrome Heat Shields fit 1970-84 FLH models, not FLT.  
Worm clamps included.

VT No.	#	Item
30-0111	A	Front 26"
30-0287	A	Front 24"
30-0112	B	Rear
30-0288	B	Rear
30-0130		Rear
30-0208	C	Lower Y, 8"
30-3239*	D	Lower Y, 10"
30-1562		Lower Y, 14"
30-0211	E	Left, Top
30-3220	F	Left, Vertical



Chrome Replica 'Spoon' Heat Shield.

VT No.	Type
30-0429	5 1/2" with holes
30-0221	5 1/2"
30-0834	5 1/2" OE type
2577-1	5 1/2"
30-0865	4"
30-0245	9"
30-0465	5 1/2" SS



Universal Straight Heat Shields are available for 1 3/4" or 2 1/4" pipes. Includes mounting clamps. Sold individually.

## For 2 1/4" Pipes

30-0120	4"
30-0121	10"

## For 1 3/4" Pipes

30-0122	10"
30-0123	12"
30-0124	18"



Left Side Cross Over Heat Shield fits 1948-64 Paugcho left side pipe and stock 1961-64 cross over.

VT No. 30-0083



1970-84 FLH Heat Shield Set includes 5 pieces, 2 for the left and 3 for the right side to fit dual cross over systems.  
VT No. 30-0350



VT No. 30-0118 Installed



Universal Heat Shields include clamps for installation.


VT No.	#	Type	Dia.	Length
30-0109	A	Perforated	1 3/4"	9"
30-0106	B	Smooth	1 3/4"	7"

## Skull

Chrome Black	Dia.	Length
30-3385 30-0466	2 1/4"	9"
30-3386 30-0467	2 1/4"	12"
30-0468 30-0471	1 3/4"	9"
30-0470 30-0472	1 3/4"	12"

## Flame

Chrome Black	Dia.	Length
30-0118	1 3/4"	8"
30-0117	1 3/4"	11"
30-0481 30-0483	1 3/4"	9"
30-0482 30-0484	1 3/4"	12"
30-0473 30-0479	2 1/4"	9"
30-0478 30-0480	2 1/4"	12"



Chrome Flex Exhaust Covers for all Big Twin 74 and 80, 1 3/4". Slides on.

VT No.	Type
30-0110	MCM
30-0311	Replica





**Exhaust Brackets** are 1" wide x 1/8" thick for mounting goodies, pairs.

VT No.	Type
31-9971	3" Short
31-9972	4 3/4" Long
31-9973	L Bend 1" x 3 3/4"




**Offset Chrome Exhaust Strap Brackets.**  
Straight strap 6" long, 3/8" holes. Offset 2" between 3/8" holes. Made from 1/8" steel.

VT No. 31-2115



**Chrome Brackets.** Sold in pairs.

VT No.	Note
31-0676	With 3/8" holes (A)
31-0677	With 1/2" holes (B)



**Universal Chrome Straps** are sold in pairs.

VT No.	Length
31-2133	3"
31-2134	6"
31-2135	8"



**Frame Mounting Clamp** is 1" clamp for mounting exhaust pipes or footpegs. Sold in pairs. Order bolts and nuts separately.

VT No.	Finish
31-2131	Chrome
31-0273	Black, P-Type Clamp



**Chrome Frame Clamp** to fit frame for exhaust bracket mounting, each.

VT No.	Size
30-0094	1"
30-0093	1 1/8"

## Exhaust Clamp

**Exhaust Mount Clamps (2" and under).**

VT No.	I.D. Size	Style	Length
31-3947	1"	"P" shape	Long
31-2100	1 1/2"	Hanger	Long
31-2101	1 3/4"	Hanger	Long
31-2146	1 3/4"	"P" shape	Short
31-1011	1 3/4"	"P" shape	Long
31-0816	1 7/8"	"P" shape	Short
31-2105	1 7/8"	Hanger	Long
31-2102	2"	"P" shape	Short

**Muffler Mount Clamps**

VT No.	I.D. Size	Style	Length
31-2120	2 1/2"	Hanger	Long
31-2106	2 1/2"	"P" shape	Short
31-2119	2 1/4"	"P" shape	Short
31-2108	3"	Hanger	Short
31-1977	3 1/2"	Hanger	Short
31-2107	2 3/4"	Hanger	Short

**Chrome Pipe Clamp** with angle.  
VT No. 31-2104

**Chrome Muffler End Clamps.** 1 5/8" for use when attaching muffler to 1 1/2" tubing.

VT No.	I.D. Size
31-0270	1 5/8"
31-2132	1 3/4"
31-2103	1 7/8"
31-2144	1 7/8" Heavy
31-1007	1 7/8" Super
31-9914	2"
31-0283	2 1/4" Narrow
31-2099	2 7/8"
31-2141	3"
31-1977	3 1/2"
31-2109	3 1/4"
31-4016*	3 1/4"
31-1012	3 1/2"
37-8683	Bolt Set

\*Note: Stainless steel sold each



## Baffle Set



	Length							
	8"	8.25"	8.5"	9"	10"	10 1/2"	11 1/2"	O.D.
Baffle	30-1419							1 3/8"
	30-1405							1 5/8"
	30-1416			30-1410	30-1407	30-1411	30-1412	1 7/8"
						30-1434		2 1/16"
		30-1417	30-1414		30-1406			2 1/8"
	30-1418				30-0351			2 1/4"
						30-1408	30-1409	2 1/4"
	30-1415							2 7/8"



# Exhaust Baffle



30-3180




30-3181

**Blunder Buss Pipe Baffle** is full 12" long steel, pair. Note: Baffle size denotes size of pipe into which it fits.

VT No.	Size	Length
30-3180	1 3/4"	12" long
30-3181	2"	12" long
30-1405	1 3/4"	Baffles are 8"
30-1407	2"	Baffles are 10"
30-1405	2 1/4"	Baffles are 8"



30-0102



30-0217




30-0372


**Pipe Baffles** fit inside straight pipes, sold in pairs. Note: Baffle size denotes size of pipe into which it fits.



30-0101



30-0103



30-0217

VT No.	#	Size	Length
30-0101	A	1 1/2"	4"
30-0102	A	1 3/4"	4"
30-0103	A	2"	4"
30-0216	B	1 3/4"	8"
30-0217	B	2"	8"
30-0372	C	2 1/4"	4.5"

## 1966-84 Exhaust Gasket



**Allen Bolt Exhaust Stud Kit** includes two allen bolts, gaskets and allen wrench. VT No. 37-7275



**Exhaust Stud Nut and Gasket Kit for 74" and 80"** prevents thread stripping in head using permanent studs. Includes two studs, two sure seal flange gaskets, two chrome nugget nuts and lock washers.

VT No.	Type
15-0615	1966-up Shovelhead
15-0195	Gaskets only, 10 pack



15-1541

**Steel Core Exhaust Gasket** fits 1966-83 Shovelhead, 10 pack.

VT No.	Type	Brand
15-1074	Steel Case	James
15-1541	Steel Case	GB
15-1098	Donut	James
15-1237	Knitted	James



**Shovelhead Exhaust Port Flange Gasket** stock style replaces 65834-68. VT No. 15-0191



**Steel Core Exhaust Gasket.** VT No. 15-0889



VT No. 42-0024



**Exhaust Flange Mount Bolt.** Allen type replace 3201W on 1966-84 Shovelheads, 10 pack, black. VT No. 37-8854



**Exhaust Port Lock Kits.** Special bolt and lock tabs secure pipes for good. Fits 1966-84 Shovelhead

VT No. 37-8255



**"Fire-ring" Exhaust Gaskets** features a compressed outer portion and brass inner for maximum sealing

power. Gasket area keeps exhaust gases from escaping and the brass ring ensures a good seal between exhaust pipe and cylinder head. 1966-84 Shovel Big Twin.

VT No.	Type	Qty
15-0195	GB	10
15-0196	GB	50
15-1073	James	10




**James Shovelhead Exhaust Kit** includes four studs, two fire ring gaskets, and two chrome nuggets. VT No. 15-1075

**Chrome Sharks Teeth** cover exhaust flange on 1966-84 Shovel to dress up and reduce heat build up. Fits 1 3/4" pipes, sold in pairs.



Pan



Shovel

**Exhaust Port Replacement Service.** Available for both Pan and Shovelhead applications. Ship in old disassembled cylinder heads and the broken or stripped exhaust ports will be replaced with new factory style exhaust ports. Service includes ports as shown.

VT No. Replacement Service

60-0162 Panhead


60-0163 Shovelhead



30-0098



30-2104



31-2123



30-0105

**Exhaust Repair Ports.** Aluminum castings to be welded on broken or damaged heads. B, pipe flange is steel and is to repair Shovel pipe flanges, pairs.

VT No.	Years	Models
30-0098	1948-65	Panhead
30-2104	As Above	Motor Shop
30-0105	1966-84	Shovelhead
31-2123*	1966-83	Shovelhead

\*Note: To repair pipe ends.



**Copper-Clad Exhaust Gaskets** for Shovelhead are heat proof material sandwiched between two sheets of copper, the ultimate sealing. Copper donuts are

compressible for better sealing on uneven pipe flanges.

VT No.	Type	Qty
15-0197	Copper Clad	10
15-0198	Copper Clad	50
15-0660	Copper Donuts	10



**Points Covers** for Big Twin use, 1970-99 with horizontal holes.

Chrome	Black	Style
42-0748		Flame
42-0106		Live to Ride
42-0088		Live to Ride Gold Inlay
42-0035		V-Tech
42-0299		Domed
42-0662		Flat
42-5522		Flame
42-0956		Smooth with Hidden Screws
42-0065		Skull with flame
42-1078		Black Raised Skull
42-0081		3-D Skull
	42-0560	Skull
42-0162		Cross "Spins"
42-1970		Motor
42-0960		Cross
42-6100		Maltese
42-1110		Perforated
	42-1115	Ball Milled
42-1176		Skull with chain
42-1383	42-1384	Air Flow
42-1272		FLH, 1970-84, Horizontal
42-1148	42-1166	Grooved
42-0177		Baron
42-1058		Milled Skull
42-0155		Smooth
	42-1116	Smooth, Domed
	42-1125	Perforated
	42-1122	Alloy Flame
42-1095		Ball Milled
42-0581		Chrome Skull on Black
42-0474	42-0475	Flame
42-0198	42-0189	Smooth
42-0464		Black Mesh Skull
42-0465		Black Mesh Flame
8764-2		Allen Screws, 1970-78
8765-2		Allen Screws, 1978-up
8402-2		Acorn Screws
8492-2		Acorn Screws

# Ignition Points Cover



42-1272 Installed



**Clear Timing Plugs** are available as a long optically clear type, or a short standard version with or without the internal hex.

VT No.	Item
16-1731	Long Type
16-0829	Hex Type
16-0099	Standard, 10 pack
16-0160	Standard, each



**Clean Time** pushes into timing hole and wipes flywheel clean for strobe timing.  
VT No. 16-0715



**Timing Tool.** Screws into timing hole to lock flywheel for timing.  
VT No. 16-7443 Type Slot  
16-7444 Type Point



# Ignition System

32-9500



32-9501



32-9503



**Volt Tech Ignition Systems** fit all 1970-98 carbureted models and requires sensor cup for 1982 and earlier applications. Order tach interface, sensor cup and screw separately if required. **Note: Order Coils When Required.**

**VT No. Fits**

**32-9501** Dual Fire Ignition fits Evo, Shovel and Sportster through 1997. It can be set for Street or Race-Electric start or Kick Start includes 4000 to 8000 adjustable RPM limiter. Includes adjustment for rate of advance. This unit is compatible with stock dual fire coils.

**32-9500** Single Fire Ignition fits Evolution, Shovel and Sportster through 1997. It can be set for Street or Race-Electric or Kick Starter includes rear cylinder timing adjustment for rate of advance. Compatible with single fire coils.

**32-9503** Single Fire Ignition Kit fits As Above Includes coil and 8.5mm wires.

**32-0588** 8.5mm Wire Set

16-7443



16-7444



**Timing Tool.** Screws into timing hole to lock flywheel for timing.

VT No.	Type
16-7443	Slot
16-7444	Point

**Crane Hi-4 Replacement Rotors.**

**VT No. Item**

**32-0588** 8.5 mm Wire Set

**32-9087** Sensor Cup, replaces 32402-83

**32-9052** Cup Screw, replaces 2611C

**32-9292** Rotor

**CRANE Cams**



# Daytona Twin Tec

**Daytona Twin Tec Internal Ignition Kit** for 1984-99

Evolution Big Twin, 1970-84 Shovelhead Big Twin and 1971-97 Sportster models. Kit includes ignition, coil and spark plug wire set.

**VT No. 32-3015**



**Twin Tec Internal Ignition for 1970-99 models.**

Two advance curve families with adjustable advance slope accommodate stock to highly modified engines. It features digitally set RPM Limit (100 RPM Steps) and selectable single or dual fire mode. Coil outputs are protected against short circuits.

**VT No. Item**

**32-1005** Ignition

**32-2013** 3 Ohm Coil Single Fire



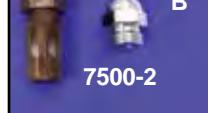
## Timing Plugs



7106-1



7500-2



9402-1



8610-1



8114-1



**Timing Plugs** are available in stock size  $\frac{7}{8}$  — 18 thread unless noted as oversize (O.S) which is  $\frac{1}{16}$  — 16 thread.

**A.** Acorn style plug fits all models Big Twin models timing plug holes and oil tanks.

**VT No. Type**

**7106-1** Chrome

**B.** Acorn style plug with oversize thread and one tap for rethreading stripped out timing hole. Fits all timing holes.

**VT No. Type**

**7500-2** Plug and Tap (Oversize)

**7501-1** Plug Only (Oversize)

**9407-1**  $\frac{1}{16}$  — 16 Tap (Oversize)

**C.** Stock timing plug.

**8114-1** Chrome

**8115-1** Cadmium

**9404-1** Cadmium (Oversize)

**9304-1** Chrome (Oversize)

**9714-1** Parkerized (Oversize)

**9502-1** Chrome 1939-51

**9504-1** Parkerized as above,  $\frac{7}{8}$ " Hex

**9503-1** As above cadmium

**D.** Functional and custom design plug fits all Big Twin models and Sportster timing plug holes and oil tanks.

**8610-1** Chrome

**8611-1** Cadmium

**E.** Allen style plug use on all 1970-up replaces 720.


**9402-1** Chrome

**9403-1** Cadmium

**37-9206** Chrome by Gardner-Wescott

**9960-1** Chrome (Oversize)





**Points Conversion Kit.** Both brands include everything necessary for direct replacement on 1970-78 Big Twin, 1971-78 Sportsters or for converting late model electronic-type back to points. Accel type available with microchip points, which will require a domed shaped points cover such as VT No. 42-0299 to accommodate taller points. The V-Twin unit includes stock style points and condenser and is available with stock needle bearing weights.

VT No.	Item	Type
32-7773	Accel with Microchip	Stock
32-0136	V-Twin with Points	Stock
32-0150	V-Twin/Points	Needle

Points Plate Screws.		
VT No.	Year	Type
32-0049	1982-up	Steel
32-0760	1982-up	Stainless
32-0051	1970-81	Steel
2743-2	1982-up	Oversize




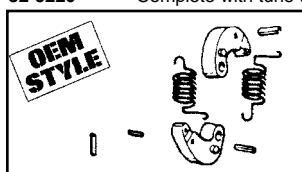
**Tune-able Advance Unit** features stainless base, heat treated weights cam bolt and 3 different color coded spring sets which allows full advance at 1400, 2000, and 2600 RPM depending on which springs are selected. Can be used with all ignitions, points, single or dual fire types which utilize an advance unit. Springs also available separately.

VT No.	Type
32-9220	Stock
32-9261	Needle Bearing
13-0121	Stock Springs, Black
13-9246	Heavy
13-9247	Severe



**Competition Advance Unit** features machined stainless steel shaft and plate, metallic coated weights and special wound springs for exact advance. Replaces 32505-78A for 1970-up, mechanical advance applications. Center screw included.

VT No.	Item	Brand
32-9037	Competition Unit	Rivera
32-9220	Complete with tune-able springs	V-Twin



**1970-up Advance Weight Springs.**

VT No.	Fits
13-9247	Severe Duty Advance Weight Springs for all Hi-compression and heavily modified engines. Also useful for applications experiencing detonation (pinging) or very erratic idle, pair
13-9246	Heavy Advance Weight Springs for slightly modified stock, low compression or mild stroker application, helps cure minor idle problems, pr
13-0121	Original type replacement. Uses premium grade spring steel, 10 pack



VT No.	Type
37-9014	Points
37-9015	Electronic

# Ignition Advance



**Blue Streak Sifton "Tune-able" Ignition Advance Assembly** includes stainless advance base, points plate with "Blue Streak" points and condenser with hardware and 3 pairs of color coated springs which allow full advance at 1400, 2000 and 2600 RPM depending on which spring is selected. **VT No. 32-0713**




**Points Plate Assembly** available as stock point and condenser replacement fits for 1970-78.

VT No.	OEM	Item
32-0549	32577-70	Point Plate Assembly
32-0042	32618-70A	Mount Plate Only
37-8809	1047	Point Mount Plate Screws with washer assortment
	7115, 6189W	

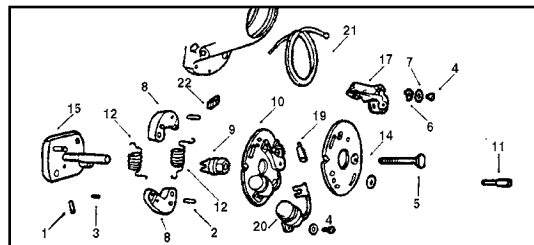


**Stainless Advance Unit** features stainless base, heat treated weights and cam center screw for 1970-up mechanical advance ignition. **VT No. 32-0178**



**Advance Units** feature heat treated weights and steelbase for 32-7510.

VT No.	Type	Type
32-7510	Advance	Steel
32-0168	Advance	Stainless without bolt
32-0055	Center bolt	Steel



**Advance Unit Rebuild Parts.**

VT No.	OEM	#	Item
32-7510	32505-78A		Rotor and Weight Assembly
12-1163	615	1	Roll Pin Breaker Plate
12-1164	620	2	Roll Pin Breaker Weight
12-1162	623	3	Roll Pin, Breaker Plate
12-1152	8699		Pop Rivet for Cover
37-8809	1047, 7115, 6189W	4	Point Mount Plate Screws with Washer Assortment
32-0055	3570	5	Timing Screw
32-0138	32522-70	8	Weight Set
32-0053	32542-70A	9	Cam only
32-0549	32577-70	10	Breaker Base Assembly
32-0051	32601-78	11	Plate Mount Stud 1970-81
32-0049	32606-82	11	Plate Mount Stud 1982-up
32-0054	As Above	11	Oversize with 1/24 threads for Stripped out Covers
13-0121	32605-70	12	Springs
32-0042	32618-70A	14	Mount Plate only
32-0118	32661-70	17	Point Set
32-0411	32670-70	19	Terminal Kit
32-0121	32726-30A	20	Condenser and Bracket
32-1316	5 pack	20	Condenser and Bracket
32-1557	70456-73	21	Point Lead Wire
37-8971	10046	22	Point Lead Wire Clamp



# Ignition Kit



**V-Tech Ignition Kits** are available in dual fire where there are 2 sparks at the same time and single fire where there is 1 spark for each cylinder when it is fired, (separate). Each kit includes a mechanical advance unit and all hardware. Order coil separately 32-0467 coil has 2 separate coils inside to fire independently.

VT No.	Item	Type	Coil
32-0468	Kit	Dual Fire	32-0511
32-0469	Kit	Single Fire	32-0467




**Single Fire:** Just the spark plug for the piston that is in its compression stroke will be fired. The other piston, being in its overlap position will not be ignited.  
**Dual Fire:** Both spark plugs are fired simultaneously at the time only one piston is in its compression stroke.  
 This is the way the stock motor works on pre TC-88 motors.  
**Single Plug:** One spark plug in each head. Total of 2 spark plugs in one engine.  
**Dual Plug:** Two spark plugs in each head. Total of 4 spark plugs in one engine.



**Mallory Unilite Breakerless Ignition System** for 1970-99 all Twins. Dual fire unilite module features integrated photo coupler, signal processor and power switch. Requires mechanical advance assembly and ignition coil with 3.0 to 4.0 ohms.

VT No.	Item
32-5119	Ignition System
32-7510	Mechanical Advance



**Accel Single/Dual Fire Ignition Module.** Fits all carbureted 1970-2000(except TC-88) and all 1971-up Sportster models, works in both single or dual fire applications and features 14 tune-able advance curves from stock to full performance, adjustable rev limiter, VOES input, tachometer output and front cylinder static time LED. Requires sensor cup for installation.

VT No.	Item
32-0091	Accel S/D Fire Ignition Module
32-9087	Sensor Cup, 1983-94
32-9124	Sensor Cup, 1995-up



**Chrome Module Covers** fits 1980-up.  
 VT No. 42-0399



# Generator Rebuild



**Generator Rebuild Service** for labor only. We ask that all generators be shipped to us assembled and complete as possible, with or without gear installed. Our suggested dealer price is for labor only. All other parts required or specified will be billed separately.

VT No.	Generator	Volt	Brush	Fits
60-1932	32E	6	3	1936-51 W
60-1952	52K	6	3	1952-57 FL
60-1958	58	6	2	1958-64 FL
60-1965	65A	12	2	1965-69 FL





**Dyna 'S' Hi-Performance Ignition System** is self contained, fits behind ignition cover, uses magnetic rotor with the original spark advance, so factory advance curve is maintained. Improves performance, extends spark plug

life, eliminates points and condensers.

**Note:** For dual plugged heads, on 1980-up use advance mechanism, VT No. 32-7510.

**VT No. 32-7778** (DS6-1)



**Dyna 'S' Single Fire Ignition** has the features of the Dyna 'S', but fires front and rear cylinders independently of each other which allows

accurate timing of each cylinder. Stock ignition systems fire both cylinders at the same time which has the wasted sparks on the exhaust stroke. This eliminates this inherent problem. For use with either dual or single plug heads. On 1980-up models, use VT No. 32-7510 Advance assembly.

**VT No. 32-7777** (DS6-2)




32-9152




32-9153



32-9151




32-9155



32-9087

32-9159



32-9052



32-9120

**Dyna 2000i Digital Ignition** available as a module only or complete kits that include correct coil. Features include single or dual fire operation, 8 advance curves, built in tach driver, adjustable RPM limit from 6000 to 7500 and easy static timing with built in timing indicator. Fits all 1970-98 carbureted models and requires 1983-up sensor cup for 1982 and earlier applications. Advanced Programming Software allows the mechanic or tuner the ability to fine tune 2000i Ignition but requires adapter.

VT No.	Item	Plug	Fire	Coil
32-9151	Kit	Single	Single	DC3-1
32-9152	Kit	Dual	Single	DC1-1
32-9153	Kit	Dual	Dual	DC2-1
32-9155	Kit	Single	Single	DC6-5
32-9159	Module Only			
32-9087	Sensor Cup			
32-9052	Cup Screw, 10 pk			
32-9120	Advanced Programming Software for Above Ignitions			
32-9121	Software Adapter Harness			

# Dyna Ignition



## Dyna S Performance Ignition Systems.


Available in dual or single fire for street applications only. Each kit includes sensor plate assembly and correct coil for each application. Single plug only. 1980-up applications require 32-7510 advance mechanism.

VT No.	#	Type
32-0800	DSK-6-2	Single Fire
32-0801	SDK-6-1	Dual Fire



## Replacement Rotor for Dyna Ignitions.

VT No.	Fits
32-9300	DS-6-1
32-9301	DS-6-2



32-7789



32-8055



32-7792



32-7793



32-7790



32-8086



32-9035

**Dyna Coils.** 35,000 volt! Works with all points ignitions, aftermarket or factory electronic ignitions. Note: 32-7792 is electronic, 32-7793 is for points ignition.

VT No.	#	Volt	Ohm	Dyna	Type	U/M
32-7789	A	12V	3	DC-1	Angle, Dual	Pair
32-7790	A	6V	1 1/2	DC-2	Angle, Dual	Pair
Use 2 for dual plug heads						
32-7792	C	12V	3	DC-6	Stock, Dual	Each
32-7793*	C	12V	5	DC-7	Stock, Dual	Each
32-8055	B	12V	3	DC-3	Angle, Single	Pair
32-8086	A	12V	5	DC-8	Angle, Dual	Pair
32-9035	B	12V	5	DC-10-1	Angle, Single	Pair

**\*Note:** Use 2 for single fire ignition.

**K.V. Recommends the following coils for Dyna Ignitions:**  
**DS6-1 Ignition VT No. 32-7778**  
 Street, Single plugs use DC-7 or DC-8  
 Race, Single plugs use DC-1 or DC-6  
 Street/Race Dual plugs use 2 DC-2 or DC-5, wired in series  
**DS6-2 Ignition VT No. 32-7777**  
 Race, Single plugs use 2 DC-3  
 Street, Dual plugs use 2 DC-7 or DC-8  
 Race, Dual plugs use 2 DC-1 or 2 DC-6  
 Street, Single plug uses 2 DC10-1



**Dyna Electric Tach Adapter Kit** must be used with Dyna 'S' single fire ignition is installed on any twin when electric tach is used. **VT No. 32-7799**





**Dyna Ignition Booster** for single point systems only transforms inconsistent electrical surges into controlled bursts of energy to the coil, power is not wasted.

**VT No. 32-7787**



# Tune Up Components



**Blue Streak Premium Parts**  
for 1970-78 Twins.

VT No.	Item
32-0156	Points
32-0157	Condenser

**Accel Performance Tune-Ups Kits** include replacement spark plugs, matched crown contact points, condensers, gap settings and point cam lube. Blister packed for display.

**Plugs Without Plugs Fits**

Plugs	Without Plugs	Fits
32-0106		1970-74 FX-FL
32-0105	32-0106	1975-78 FX-FL



**Condensers.** Replaces 32726-30A 1948-Early78 FL, FLH, FX.



VT No.	Year	Brand
32-0137	1949-54	Delco
32-0121	1948-78	V-Twin



**Point Sets.**


VT No.	Year/Model
32-0117	1948-69 FL, FLH, each
32-0118	1970-E78 FL, FLH

## 1936-47



**V-Twin Tune-up Kits** include plugs, points and condenser. Also available as points and condenser kit only.

With Plugs	Without Plugs	Years	Fits
32-1113	32-0113	1930-47	45-FL-UL (Champion)
32-1145	—	1930-47	45 FL-UL
32-1745		As Above	Globe
32-1114	32-0114	1948-69	FL
32-0103	—	1948-67	FL
32-1115	32-0115	1970-74	FL-FX
32-1117	32-0115	1975-78	FL-FX



**V-Twin Panhead Parts Dope Reference Guide** for 100% V-Twin restoration components and tips for 1948-65 Panhead models. 272 pages.

VT No. 48-1364

**1930-47 Points and Condenser Set** includes spring.

VT No.	#	Item
32-0113	A, B, C	Points, Condenser and Spring
32-0543	A, B, C	Replica Kit
32-0120	A	Points Only
32-0123	B	Condenser Only
32-0576	B	Delco Condenser
32-1762		Condenser
13-9171	C	Spring for Points (10 pack)
13-9239	D	Spring Plate Washer for Points
37-0736		Screws for Above
32-1287		Replica Points Kit
48-1477		Delco Remy Patch



**Condenser Bracket** mount two condensers, not included, to coil mount bolts.

VT No. 31-9905





**Electronic Distributor Top.**  
**Electronic Mechanical Year**  
**32-0821 32-0810 1930-47**

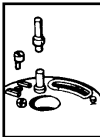


**Single Point Distributor Parts** for 1949-60 manual advance models.

VT No.	OEM	Item
37-9235	30507-47A	Eccentric Screw
8146-10	3779, 7035	Circuit Breaker Screws Cad
8145-10	3779, 7035	Circuit Breaker Screws Chrome
10-0717	32525-36A	Bushing
32-0198	32531-36	Timer Gear
32-0029	215	Gear Pin, 1940-65
32-0047	32579-49	Breaker Base Only
32-0134	32585-36	Base Retainer
32-1286		Base Retainer Kit
32-0046	32593-47	Adjuster Screw
2632-3	As Above	Colony
Kit	32594-47	and Plate Kit
32-0154	32676-49	Wire Stud
32-9265	32690-30	Distributor to Coil Wire
32-9340	32690-30	Distributor to Coil Wire, OE
32-0576		Delco Condenser

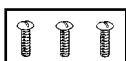
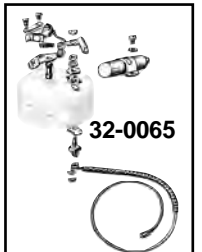


**Thrust Washer Timer Shaft** for 1948-64, 5 pack.

VT No.	OEM	Width
10-1269	32535-48	.062"
10-1270	32535-48	.066"
10-1272	32538-48	.076"



**Circuit Breaker Post Kits** replaces fiber bushings and pin, the 1948-69 type includes pin only. Both include installation tool.

VT No.	Fits	Wire
8848-6	1930-48 All Models	2542-10
8849-2	1948-69 All Models	2543-10

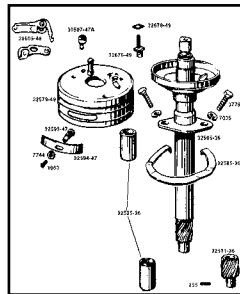


**Distributor Top Rebuild Kits** include points, condenser, wire, washers, bushings, studs, and hardware. Order breaker base separately.


VT No.	OEM	Years
32-0065	Kit	1936-47
32-0068	Kit	1948-60
32-0052	32575-37	1937-47 Base Only
32-1291	Kit	1937-47 Base Only
32-0047	32879-49	1948-60 Base Only
32-1312		Bare Assembly

**Circuit Breaker Screws** to mount distributors and relay on 1936-64, 61, 74 and 80 models, 10 piece.

VT No.	Finish
8146-10	Cadmium
8145-10	Chrome
9684-10	Parkerized
7130-10	Acorn



## Replica Distributor

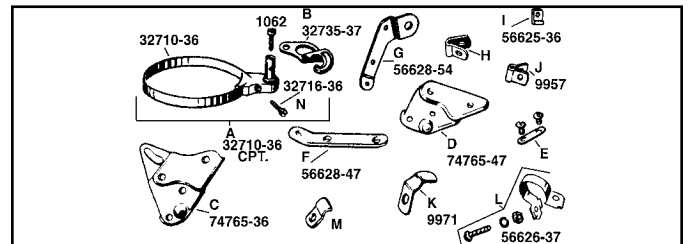
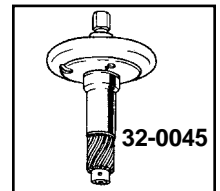


**Replica 1936-47 Complete Distributors** are fully assembled with natural alloy finish base with shaft and gear installed. Top housing includes early point set with spring and condenser. Stainless advance band, chrome top and clip, base retainer and points wire.

VT No.	Item
32-0060	Distributor
8146-10	Mount Kit
15-1030	Gasket

**Distributor** for 1936-48 45 and UL are two bolt manual advance style featuring natural alloy finish base with shaft and gear installed. Top housing includes early point set with spring and condenser. Stainless advance band, chrome top and clip, base retainer and points wire.

VT No.	Item
32-0061	Distributor Assembly, Complete
9414-8	Chrome Screw Kit
32-0045	Base with Gear
49-0214	Base Only
49-0895	OE Base Only
32-0134	Retainer
15-1031	Mount Gasket
15-0154	Mount Gasket



### Distributor Bands, Brackets and Relay Mount.

45+ OHV	#	OEM	Item
49-0072	A	32710-36	Band Kit, All
49-0060	B	32736-37	Bracket 45 SV
	B	32735-37	Bracket 74 & 80
	C	74765-36	Relay Mt 1936-46
	D	74765-47	Relay Mt 1947-64
32-1324	E	32666-30	Relay Mt 1936-37
13-9239			Points Plate Spring
			Washer, 5 pk
31-9904	F	56628-47	Spark Cable
			Bracket, 1947-53
31-5013	G	56628-54	Horn Bracket
37-8971	H	10046	Breaker Wire Clamp
37-9154	I	56625-36	Clamp
37-9155	J	9957	Clamp
2586-1		As Above, Colony	
2587-1		4726-36A	Clamp
31-0276	K	9971	Wire Clamp
37-0268	L	56626-37	Timer Cable to
			Frame Clamp 1937-46
31-0267	M	—	Timer Cable to
			Frame Clamp 1947-64
37-9028	M	56609-52	Timer Cable to
			Frame Clamp
49-0361	N	32716-36	Band Screw
49-1256			Band Block
32-1189		1634-36	Stud




# Auto Advance Distributor



**Auto Advance Distributor** features a chrome body and top. These are completely assembled with gear and internal parts. VT No. 32-0546 unit uses stock hold down 32-0135 and fits all 1966-69 Big Twin Overhead Valve. The 32-7558 type fits 1930-73 45 and UL models and requires VT No. 31-3966 hold down clamp. Units require removal of front head for installation.

VT No.	OEM	Fits	Type
32-0546	32502-66A	1966-69 Big Twin	Complete
32-7558	32506-70	1930-73 Side Valve	Complete
42-0300	32589-65	Fits 32-0546	Top Only
32-0135	32516-66	1966-69 Big Twin	Clamp
13-0166	32604-64	1965-66	Spring (pair)
13-0162	32605-67	1967-69	Spring (pair)
31-3966	32515-66	1936-73 Side Valve	Clamp
32-0281	—	1966-69 Big Twin	Points Lead Wire with clamp



**32-8072 Installed**



**Auto Advance Distributor** features a chrome body and top. These are completely assembled with gear and all internal parts. Distributor has a two bolt mount flange to fit all 1936-64 Big Twin cases.

VT No.	Item
32-8072	Two Bolt Distributor Complete Kit
42-0340	Cover fits 32-8072
32-7797	Advance for 32-8072



**Distributor Cover** includes hold down clip. Use on 1936-64 45", 61", 74" 80". Also KH.  
**Chrome** **Cadmium** **Item**  
 42-0301 42-0533 Kit  
 42-0382 Kit, **Note:** Stainless  
 32-0133 32-1125 Clip

# Replica Distributor



**1948-69 Single Point Distributors** are two bolt manual advanced style featuring natural alloy finish base with shaft and gear installed. Top housing includes 1948-69 type single points, condenser, adjuster plate, chrome top, clip, base retainer and points wire.

VT No.	#	Fits
32-0039	A	1948-64 45's and UL
32-0038	B	1947-64 Big Twin
15-0153		Base Gasket

**32-0169 1966-69 Big Twin Distributor Mount Clamp Kit** includes zinc plated clamp, stud, O-ring and nyloc nut.

VT No.	Item
32-0169	Kit
12-0547	Stud only



**Electronic Ignition Distributor Complete** with billet chrome body and top features electronic internals with shaft and gear completely assembled. Fits 1936-69 Big Twin models. VT No Order mount clamp VT No. 32-0169 mount clamp separately.

VT No.	Item
32-1540	Distributor Kit
32-1498	Distributor
32-0072	Distributor, Complete
42-0563	Top
12-1497	Gear Reverse

**Accel Unilite Distributor** with billet aluminum housing is a dual fire type, includes gear and features 12 volt electronic performance. The electronic ignition module fits inside distributor, so no external box is required. There are no points to adjust or replace.

Spark plugs can use larger gaps up to .040. The top can be removed without the removal of front cylinder head.

VT No.	Item	Model	Year
32-0170	Mallory Distributor	Big Twin	1941-69
32-0135	Distributor Clamp	Big Twin	1966-69




**Electronic Advance Distributor** with rev limiting for 1936-69 Big Twins. Features adjustable electronic advance curves, single or dual fire modes, CNC machined billet housing, and can be installed without removing cylinder head. Use with a 3 ohm coil.  
**VT No. 32-7803**





# Ignition Coil

**Note:** All Early Coils are for "Points" only applications.



32-8089



**V-Twin Replica Coils** are steel jacketed, include nuts, packing and wires. **Type A** replaces 31602-30 on 1930-47 and uses kits VT No. 49-0099 on Big Twin and 49-0100 for 45 models to clamp to frame tube. **Type B** replaces 37604-48 on 1948-60 and mounts to stud kits as listed.

VT No.	#	Volt	Item
32-8087	A	6	Black Coil
32-8088	A	12	Black Coil
32-8089	A	6	Chrome Coil
32-8090	A	12	Chrome Coil
32-7520	B	12	Chrome Coil
32-7523	B	12	Black Coil
32-7521	B	6	Chrome Coil
32-7522	B	6	Black Coil
32-0670	I		Wire Set
7804-6	J		Nuts with Packing
8823-10	K		Stud Set 1948-55
8824-8	K		Stud Set 1956-82

**45 Coil Mount Kit** fits 1930-52 45 Solo and Servi, includes two (2) U bolts, mount plate, two (2) U-straps and four (4) spacers, zinc plated.

VT No.	#	OEM	Item
49-0100	E		Complete Kit
37-8838	D	31726-30	Mount Plate
37-8814		31735-29	U Bolts, pair
37-8836		31731-29	U Bolt Strap, pair
31-0217	F	31726-48	Mount Plate to fit when using early coil 48-73 frames

31-0487	G	31725-48A	Bracket to mount late coil
32-0350	L	9976	Wire Clamp
37-9238	M	9970	Front Wire Clamp, OHV
2505-1	M	9970	As Above, Colony

**1936-47 Big Twin Coil Mount Kit** includes two U Clamps, four spacers and two bolt straps fits 74 and 80, zinc plated.

VT No.	OEM	Item
49-0099	Note C	Complete Kit
37-8816	31734-36	U-Bolts, pair
37-8836	31731-29	U-Bolt Strap, pair



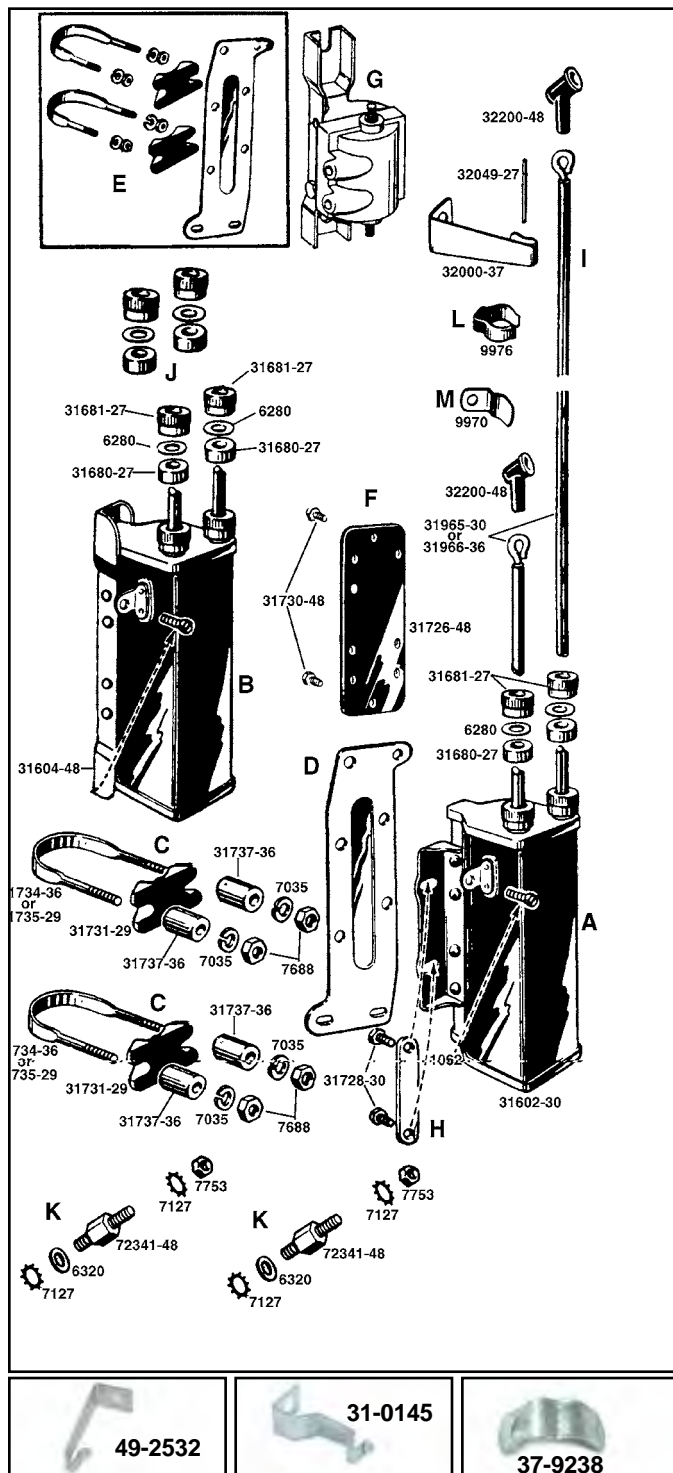
32-1136

**"Brass" Early Coils.**

VT No.	Volt	Type
32-1136	6	B
32-1138	12	B
32-8110	6	A
32-8112	12	A




49-0099



## Spark Cable Bracket.

VT No.	OEM	Year	Model
49-2532	32000-37	1937-63	45 Side Valve
31-0145	32000-37A	1937-60	74 Overhead Valve Rear
37-9238	4726-36	1936-64	74 Overhead, Front



2327-23

## Coil Mount Kits.

VT No.	Fits	Model
2327-23	1930-36 VL	
	1929-47 45	
2281-18	1937-47 UL and Knucklehead	

## Warranty

All Electrical Components sold as individual pieces or in kits are covered under our warranty "Replacement Only" Provision. All electrical related item part numbers begin with a 32 prefix. No credit will be issued for these items as they are exchange only.



# Coil Cover




**Chrome Coil Covers** as noted.

VT No.	Style	Year
42-0415	Smooth	1965-99 BT, FX and FL
42-0417	Louvered	1965-99 BT, FX and FL
42-0215	Finned	1965-99 BT
42-0891	Finned	1961-64 Pan (Dual Coil)
42-9948	Teardrop	1965-99
42-5523	Skull	1965-99
42-1030	Flame	1965-99
42-1528	Skull	1965-99
42-1529	Flame	1965-99
42-9969	Eagle Spirit	1965-99

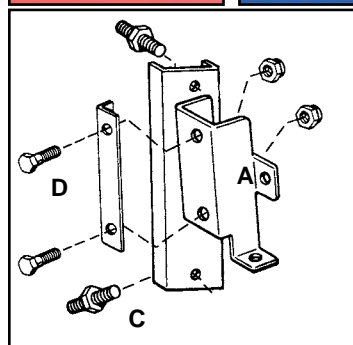
**Coil Cover, Screw and Speed Nut for Big Twin.**

VT No.	Years
37-7252	1965-77
37-8906	1978-84, Screw only, 3473




**6 and 12 Volt Coils.** A and B include clamp bracket.

VT No.	#	Volt	Finish	Year
32-7563	A	6	Black	1936-64
32-0127	B	6	Chrome	1936-64
32-0126	B	12	Chrome	1936-64
32-0189			Wire Set	All
32-0190			Nut	All



**Big Twin Coil Brackets** are stock style mount to existing studs for years listed. The 31-0127 black type includes outer strip 31-0422, all other numbers are updated one piece type. Order mount studs separately, includes nuts and washers.

VT No.	#	OEM	Finish	Years
31-0127	A	31724-65	Black	1948-77
31-0650		31728-78	Black	1978-83
31-1978		31728-78	Chrome	1978-83
8823-10	C	72341-48	Stud Set	1948-55
8824-8	C	72341-56A	Stud Set	1956-82
31-0551	D	Strap Only	Black	All
31-0422	D	Strap Only	Chrome	All



**Dual Coil Brackets** available in black steel mounts 2 Dyna coils VT No.'s 32-7789, 32-7790 or 32-8055.

VT No.	Year	Note
31-3971	1965-81	Mounts to stock coil mount holes.
31-3970	1982-85	Mounts to existing coil brackets.



**Coil Mount** for Dyna ignitions, allows 2 Dyna DC-1, 2, 3, and 8 on 1965-85 FL-FX, 1984-up Softails except FLT-FXR. Made of billet aluminum, black coated with stainless hardware. Accept stock coil cover VT No. 42-0415. **VT No. 31-9923**





**Single Fire V-Tech Hi Output Coil** features 45 kv with 1 spark for each cylinder as fired and will mount to stock bracket and accept stock cover.

**VT No. 32-0747**

1. 12 volt wire from ignition switch is connected to center post along with red wire from ignition.
2. Connect the black wire to outer post from front cylinder.
3. Connect the white wire to other outer post for rear cylinder.



**80 KV Dual Fire Coil** for 1965-99 mounts to stock locations.

**VT No. 32-0095**



**Black Andrews Black Dual Fire Coil** produces more voltage than stock coils.

**VT No. Ohm Year**

**32-0709** 4.8 1965-80

**32-0712** 2.8 1981-99

**32-0709**



**VT No. OEM Year**  
**32-0513** 31609-65A 1965-79  
**32-0514** 31609-80 1980-83



**Chrome Stock Style Dual Fire Coils** bolt to original brackets for exact fit.



**Blue Streak 45,000 Volt Dual Fire Coils** provide more spark and energy than stock coil and the higher voltage eliminates spark deterioration at peak RPM.

**VT No. Years Type Ohms**  
**32-0171** 1980-99 Electronic 2.7  
**32-0172** 1965-79 Point 4.6



Single Fire: Just the spark plug for the piston that is in its compression stroke will be fired. The other piston, being in its overlap position will not be ignited.  
 Dual Fire: Both spark plugs are fired simultaneously at the time only one piston is in its compression stroke.  
 This is the way the stock motor works on preTC-88 motors.  
 Single Plug: One spark plug in each head. Total of 2 spark plugs in one engine.  
 Dual Plug: Two spark plugs in each head. Total of 4 spark plugs in one engine.



**32-0090**



**32-7802**

**Accel Single Fire Super Coil** features ultra fast coil rise time with voltage output 45% higher than stock & 3.0 ohms of primary resistance. Mounts to stock coil bracket & fits under stock coil covers. Fits all Twins except TC-88.

**VT No. Type**

**32-0090** Yellow

**32-7802** Chrome

**Accel Power Pulse 12V Dual Fire Coil** provides longer spark duration with a greater KV rating and faster rise time than stock coil. Molded in epoxy. for 1965-83.

**VT No. Epoxy Finish**

**32-0130** Yellow

**32-1064** Black



**32-0130**

## Ignition Coil



**32-7572**



**32-7573**

**Volt Tech Molded Dual Fire Coil** features black late shape with bobbin type windings.

**VT No. Year**

**32-7572** 1965-79

**32-7573** 1980-82



**32-0711**



**32-0128**



**32-1268**



**32-0129**

**Volt Tech Stock Replica Dual Fire Coils** are factory replacement quality to fit stock brackets.

VT No.	Year	Volt	Color
<b>32-0711</b>	Pre1965	6V	Rust
<b>32-0128</b>	1965-79	12V	Black
<b>32-1268</b>	1965-80	12 V	Red (4.8 ohm)
<b>32-0129</b>	1980-83	12V	Black (2.8 ohm)

**Note:** 32-0129 for electronic ignition, top terminal mounting.




**Replica 1961-64 Big Twin 6 Volt Dual Coil** replaces 31604-61. Sold each.

**VT No. 32-0131**


### Warranty

All Electrical Components sold as individual pieces or in kits are covered under our warranty "Replacement Only" Provision. All electrical related item part numbers begin with a 32 prefix. No credit will be issued for these items as they are exchange only.

## Coil



**32-0132**



**32-7536**

**Accel High Energy Dual Fire Coil** is a very high KV energy output requires that it be used with

our extreme service 8.8mm silicone racing wires. Each coil is complete with two 8.8mm wire leads and appropriate chrome brackets.

**VT No. Item**

**32-0132** Kit 1965-87

**32-7536** Wires only



**32-7771**



**32-7800**

**Accel H.V. Dual Fire Super Coil** bolt on for points ignition systems. High-tech molding for 1965-99 with 4.7 ohms.

**VT No. Ohms**

**32-7771** Yellow

**32-7800** Chrome



# Spark Plug Wire Sets & Clamp



32-1213



32-1216



32-1218

**Vintage Style Braided Silicone Spark Plug Wire**, 7mm (inner copper core). Each kit is 40" long with two 90° angle boots.

**VT No. Color**

- 32-1212 Black/Pink
- 32-1213 Yellow/Blue
- 32-1214 Green/Yellow
- 32-1215 Blue/Pink
- 32-1216 Orange/Black
- 32-1217 Red/Black
- 32-1218 Black/Black



32-1215




37-9062




37-2911

**Spark Plug Wire Clamps** available in pair for 7 or 8mm wires.

- | VT No.  | Size | Finish |
|---------|------|--------|
| 37-9062 | 7mm  | Chrome |
| 37-2911 | 8mm  | Chrome |



32-0647



32-0648 7 mm



32-0650

7 mm



32-0651



32-0696



32-7133

**Universal Wire Sets** are 40" long with double 90° spark boots. Simply cut to the desired length and install coil terminal clips supplied. Available in copper or suppression core.

- | VT No.  | Color  | Type           |
|---------|--------|----------------|
| 32-0647 | Yellow | Suppression    |
| 32-0648 | Yellow | Copper         |
| 32-0650 | Orange | Copper         |
| 32-0651 | Black  | Suppression    |
| 32-0696 | Black  | Copper         |
| 32-7133 | Red    | Copper, 5 pack |
| 32-1123 | Red    | Copper         |



32-1123



32-0670



7804-6

- 32-0670 Wire Set
- 7804-6 Plug and Packing Kit
- 32-0813 Plug Boot Set
- 32-0829 Wires Only
- 32-1108 Wire Set

**Replica Spark Plug Cable Set** replaces 31965-30 rubber molded ends for 1930-60 Twins. Order coil packing, nuts and washer kit separately.



8 mm

**8 mm Blue Streak XXX Silicone Wire Sets** features quality construction of silicone throughout the jacket, insulation and core. This assures high temperature resistance and high durability. Silicone wire sets also offer maximum RFI suppression. Copper core wire sets are for point type

ignition systems only and feature a copper core wire to allow for special improved electrical conductivity and mechanical strength. All wire sets are supplied with electrical boots and OEM style terminals that lock onto the spark plug.

**Copper Core Sets**

- | VT No.  | Fits                  |
|---------|-----------------------|
| 32-0252 | 1965-78 FL/FLH/FX/FXE |

**VT No. XXX Silicone Sets**

- |         |                                     |
|---------|-------------------------------------|
| 32-0253 | Universal Application Self Make Kit |
| 32-0254 | 1980-84 FLH, 85-99 FXST, 91-98 FXD  |



32-9360



32-9361



32-9362



32-9363

**Accel Thundersport 5mm Ignition Wire** features half the diameter of stock wire and is extremely flexible. Easy to run through cylinder heads, rocker covers and frame tubes for a hidden look. Packaged with two 5 foot leads, coil ends and 90° spark plug end. Coil end must be terminated. These wires are a 5 mm high gloss silicone wire that is rated for over 550° F and 150 ohms per foot.

- | VT No.  | Color  |
|---------|--------|
| 32-9360 | Black  |
| 32-9361 | Yellow |
| 32-9362 | Red    |
| 32-9363 | Blue   |



**Spark Plug Wire Tool** strips 7 and 8 mm ignition wire, crimps spark plug and distributor terminals.

**VT No. 16-0514**



32-1552


**Blue Lightning Bug Spark Wire Ends** are neon gas filled, glow as strobe lights. Fit plugs with screw terminal fittings only, pair.

**VT No. 32-1552**





# Spark Plug Wire Set



32-1041



32-1042

**Sifton 8 mm Universal Wire Set** feature suppression construction cut 40" to length style.

**VT No. Color**

**32-1041** Red

**32-1042** Black



32-7536

**42" Accel 8.8 Wire Sets** have the ends terminated with a 90° or a variangle boot and come with a hardware kit which includes terminals, boots and instructions.

**VT No. Color**

**Type**

**32-9248** Black Variangle Suppression

**32-9250** Black 90° Suppression

**32-9252** Yellow Variangle Suppression

**32-9253** Yellow Variangle Copper

**32-9254** Yellow 90° Suppression

**32-7536** Yellow 90° Copper



10.4 mm

32-0031

**Sumax Thunder Volt 50 Black Wire Sets** feature a ferrite spiral wound coated core that is a blend of copper/nickel alloy bonded by a conductive acrylic latex cover. This process is designed to reinforce and assist in holding core resistance to 50 ohms. The fat 10.4 mm (.409") wires also feature three layers of pure zimplex silicone, 600 degrees of heat protection, 102,000 volts dielectric strength with a tightly woven heat treated fiberglass braid and black pro boots bonded to the black with gold lettering wires. Available in 8.2 mm or 10.4 mm.

**8.2mm 10.4mm Fits**

**32-5202 32-0031** 1971-84 FX

**32-5208 32-5608** 24" Universal two-piece with 90° boots

**32-5206 32-0033** 1980-84 FLT-FLTC-FLHT



8.8 mm

32-0657



32-0660

**Accel 8.8mm Custom-Fit Ignition Wire Sets** are available in 300+ or custom fit.

**300+ Custom Fit**

**Black Yellow Black Type/Fits**

**32-9100 32-0654 32-8043** Late 1978-84 FLH,  
Late 1978-84 FX-FXE-80,  
1983-84 FXWG

**32-9101 32-0653 32-8045** 1965-Early 78 FL-FLH,  
1971-Early 78 FX-FXE

— **32-0657 32-8049** 1980-84 FLT-FLHT-FLHTC


**8mm V-Twin Wire Set**

— **32-0660** — 1965-83 FL-FX

**Sumax by Taylor Colored 8mm Plug Wires** are pre-cut and have the plug/coil boots and terminals already installed. Designed for electronic ignition, but work great on point types.

Color	1965-84 FX-FL	1982-94 FXR	1980-98 FLT
Red	32-7231*	—	32-7233
Blue	32-7631*	—	—
Black	32-7031*	32-7035	32-7033
Yellow	32-7431*	—	—

**\*Note:** with coil adjacent to oil tank on Dynaglide.



32-6081


8 mm




32-6085




32-6281



32-6481



32-6681



32-6381



9mm

**Vintage Wire Kit** includes brass eyelet ends. 40" overall length with coil terminals and boots.

**VT No. 32-0973**

**Universal 8mm Pro Spark Plug Kits** feature 24" wire leads with either 90° or 180° molded plug boots and straight coil boots with brass terminals. Wires feature the Spiro-Pro design which provides ten times the firepower of carbon core wires and heat protection to 600F. Works with electronic or points style ignition. All wires have a resistance factor of 350 ohm/ft. Great for magnetos, distributors or dual plug heads.

**90° Kits Color 90° Kits Color**

**32-6081** Black

**32-6681** Blue

**32-6281** Red

**32-6381** Purple

**32-6481** Yellow

**32-6085** Black (180° Kit)



# Spark Plug

Champion Spark Plug Application Chart						
Engine	Fits	HD#	Gap	Copper Plus Champion	Qty	Copper Plus VT No.
Shovel 1340	1982-83 FL-FX	5RL	.040	RN13LYC	6	<b>32-7541</b>
	1980-81 FL-FX	5R6A	.040	RN12YC	4	<b>32-7540*</b>
	1984 FXE-FXWG	5RL	.040	RN13LYC	6	<b>32-7541</b>
Shovel 1200	1978-79 FL-FX	5R6A	.040	N12YC	4	<b>32-7602</b>
	1975-80 FL-FX	5R6A	.040	RN12YC	4	<b>32-7540*</b>
	1948-74 FL-FX	3-4	.025	RJ12YC	4	<b>32-7543</b>
	1948-74 FL-FX		.025	RJ14YC	4	<b>32-8074**</b>
Panhead	1948-65	3	.025	J-6-C	4	<b>32-7603</b>
<b>*Note:</b> RN13LYC may also be used						
<b>**Note:</b> One heat range hotter than stock replacement plug						



**V-Twin Performance Spark Plugs** features a copper core electrode for a longer service life, nickel plated housing, 95% pure alumina insulator and a heat crimping process to ensure a leak free seal.

VT No.	Mfg#	Fits
<b>32-6692</b>	5R6A	1984-98 Evolution
<b>32-6693</b>		As Above One Heat Range Hotter
<b>32-6694</b>		As Above One Heat Range Colder
<b>32-6695</b>	3-4	1948-74 Pan/Shovelhead



**Accel Spark Plugs** are available in U-Groove or Platinum type. U-Groove features a U-shaped electrode, sintered alumina insulator and a copper/nickel alloy electrode. Platinum type features a platinum tip electrode and a pure copper center electrode.

Engine	Fits	Accel No.	Gap	Plug	U-Groove	Platinum
Shovel 1340	1982-84 FL-FX	2417	.040"	997	<b>32-0148</b>	<b>32-9244</b>
	1978-81 FL-FX	2410	.040"		<b>32-0144</b>	—
	Hotter	2410A				
1200	1975-80 FL-FX-FXS	2410	.040"	496	<b>32-0144</b>	—
	with Electric Ignition	2410A	.040"		<b>32-0146*</b>	—
	1975-77 FL-FX-FXS	2403A	.025"	116		<b>32-9237</b>
	without Electric Ignition (Hotter)					



**Bosch Spark Plugs** sold in pairs. Available in Super type. Features copper core, nickel, plated electrode and polished threads. Fits 1200 Engine, 1948-74 FL and 1971-74 FX. #3-4.

**VT No. 32-1222**



**Autolite Platinum Plugs**, sold as a pair.

VT No.	Autolite#	Fits
<b>32-9231</b>	AP4265DP2	1978-81 1340cc All Models 1975-80 1200cc FLH-FX-FXE-FXEF-FXF
<b>32-9234</b>	AP4275DP2	1948-74 1200cc All Models

**Autolite Standard Spark Plugs**

10 pack	Pair	Autolite#	H-D#Fits
<b>32-9296</b>	—	4275	3-4 1948-74 Panhead, Shovel
—	<b>32-9298</b>	4265	5RL 1975-84 Shovelhead
			5R6
			5A6A



**SplitFire Spark Plugs** incorporate a patented Split-V Electrode which creates an aggressive flame kernel for improved combustion efficiency. Spark plug is for standard heat range. Fits 1948-74 Shovelhead.

**VT No. 32-8923**



**Spark Plug Indexer** fits 14mm plugs allows electrode to be placed for in proper position.

VT No.	Item
<b>16-0623</b>	Tool
<b>16-0676</b>	Index Washer, 30 Assorted



**Chrome Sparkies** to fit perfectly on a spark hex for Big Twin 14mm, pair.

VT No.	Fits
<b>37-8952</b>	1948-1999
<b>32-1670</b>	1999-2012



**HeliCoil Sav-A-Thread** repairs spark plug holes for 14mm short or long reach plugs on aluminum heads. Includes items pictured. No drilling necessary.

VT No.	Item	U/M
<b>16-0044</b>	Complete Kit	Kit
<b>16-0043</b>	1/2" Insert	Each
<b>16-0042</b>	3/4" Insert	Each




**HeliCoil Spark Plug Insert** replace stock inserts in 1966-74 Shovelhead. Replaces 16725-66A, sold each.

**VT No. 16-0043**





# 18mm Plugs





**18mm Spark Plug Conversion Nipples** feature replica air cooled styling when used with standard D-16 inner plug, available separately. Pair.

VT No.	Item
32-1080	Kit/Plugs/Cool
32-0975	Kits with Plugs
49-0976	Conversion Set
32-7546	D-16 Plugs (6 pack)
49-1325	Shield Set



**Adapter Set** allows plugs to be used in earlier heads with spark plug threads.

VT No.	Adapts
32-0057	18mm to 14mm
32-0272	7/8" to 18mm



**18mm Plug Kit with tops.**

VT No.	Tops	Top Set
32-1080	Alloy	49-0176
49-0982	Alloy fins	32-1231
49-0477	Brass fins	49-1325
49-0448	Black	
16-0372	Tool	



**Replica 18 mm Spark Plug Set Air Cooled Type** fits Side Valve 1936-47 Overhead Valve.  
VT No. 49-0796



**18mm Spark Plugs.**

VT No.	Brand	U/M
32-7546	Champion	6
49-0796	Replica	2
49-0980	Globe	2
49-0878	VL-JD	2
49-0880	F	2
15-1376	Washer	5
32-1353	Nuts	2



49-0624 installed



**18mm Spark Plug Tool**

features a parkerized finish and is for use with OE Harley 18mm plugs. Designed to fit within the slots in order to disassemble the plugs.

VT No. 16-1383

**Spark Plug Holder** features original Atlas design to hold spark plugs. Bolts to replica battery top.

VT No. MM

49-0624 18mm

49-0733 14mm



**Spark Plug Holder** clamps to the rear frame tube on Rigid Big Twins. Holds two spark plugs.

VT No. Finish

42-0318 Chrome

42-1537 Black

Beck Patch.

VT No. 48-1642




48-1642



# Electric Start Kit

Electric Start Kits, V-Twin  
Original Development since  
1978!

**Electric Start Conversion Kits** fit Big Twin 4-Speed model 1965-84. Kits include Hitachi or Prestolite starter, chrome battery box, solenoid, starter housing, relay, related hardware and brackets. Existing clutch drum must have starter ring gear attached or purchased and installed separately. Battery side cover and top strap not included. Chrome kits include a chrome starter motor and a chrome solenoid.




Standard	Chrome	Type	Model	Year
32-0005	32-0013	Prestolite	FLH	1965-69
32-0000	32-0007	Hitachi	FXE	1971-79
32-0014	32-0015	Hitachi	FXE	1980-84
32-0001	32-0009	Prestolite	FLH	1970-79
32-0016	32-0017	Prestolite	FLH	1980-81
32-0018*	32-0019	Hitachi	FLH (Belt)	1982-84
32-0004	32-0008	Hitachi	FXB	1980-84

\*Note Fit Belt/Chain Drive.



**Starter Ring Gears** for replacement on stock clutch drums only. Fits 1965-E84 Big Twin, 66T, Weld on. **Note:** Bevel edge is for welding (outside) teeth side.  
**VT No. 18-1135**

## Starter Cover



### Chrome Starter Covers.

VT No.	OEM	Type	Model
42-0413	31565-67	End	Prestolite 1967-80 FL Hitachi 1973-80XL
42-0872	31524-80	End	Prestolite 1981-85 FL
42-0992	31535-91	End	1991-up Big Twin
42-0020	31507-87T	Wrap	5-Speed 1984-88 FLT 1986-88 FXST, 83-88 FXR
42-0412	31350-83T	Wrap	Prestolite 1966-82 FL
42-0410	31351-83T	Wrap	Hitachi short 1974-E76 XLH





32-5122



32-5123


1.4 kw

**Hitachi Type High Torque Starter Motor** features 1.4 kw design that generates more power and shaft speed than original type .8 kw starter.

**VT No. Finish**

**32-5122** Black

**32-5123** Chrome




#### Hitachi Starter Hardware

**Kit** includes brushes, holder, springs, thru bolts and insulator commutator end bushing for 1973-88 Big Twin.

**VT No. 32-0553**



31-3948



31-0233



31-0164

#### Chrome Starter Motor Brackets.

VT No.	OEM	Fits	Year
<b>31-3948</b>	31479-83	FXR	1983-89
<b>31-0233</b>	66098-82	FLH	1982-E84
<b>31-0164</b>	66225-73	FXE	1973-84

## Hitachi Starter Motor



32-7761



32-0306




32-0308

**Complete Hitachi Type Starter Assembly** available in black or chrome finish.

**Hitachi Type Starter** is a replica for 1974-88 FXE, 1982-84 FL, 1983-88 FXR-FLT and 1984-88 FXST. Parts interchange with original, 5" overall body length.

VT No.	OEM	Item
<b>32-7760</b>	31570-73	Complete, Black
<b>32-7761</b>	31570-73	Complete, Chrome
<b>32-1307</b>	31570-73	Complete, Black
<b>32-0306</b>	31580-73	Armature
<b>32-0307</b>	31582-73	Brush Set
<b>32-0308</b>	31579-73	Field Coils
<b>32-0059</b>	31576-73	Thru Bolts
<b>12-0347</b>	31583-73	Bearing, Drive End
<b>32-0553</b>		Rebuild Kit



32-0059

Includes Brushes, Holder, Springs, Thru Bolts, Insulator, Com. End Bushing

**Starter Brush Spring** for Hitachi Starter Motors 1973-80.

VT No.	OEM	Years
<b>13-0223</b>	31593-73	1973-80
<b>13-9157</b>	31557-81	1981-up, Compression

## Prestolite Starter Motor



32-7525



32-7524

**Prestolite Type Starter Motor** replaces Prestolite starter used on 1966-81 FL models. Chromed unit is completely chromed. 6" overall body length.

VT No.	OEM	Item
<b>32-7524</b>	31458-66A	Complete, Chrome
<b>32-7525</b>	31458-66A	Complete, Black
<b>32-1308</b>	31458-66A	Complete, Black
<b>32-0303</b>	31542-66	Armature
<b>32-0680</b>	31540-66	Field Coil Set
<b>32-0592</b>	31535-66	Thru Bolts
<b>12-0325</b>	31539-66	Bearing



32-0680

#### Prestolite Starter Motor Repair

**Kit** fits L1966-82 FL (except 82 Classic), L1966-73 GE (servicar). Includes all parts pictured.

VT No.	OEM	Item
<b>32-7539</b>	Kit	Complete.
<b>32-0301</b>	31537-66	Brush Holder
<b>32-0302</b>	31541-66	Brush Set
<b>13-0120</b>	31534-66	Springs, 10 pack



32-5121

1.4 kw



32-5120

**Prestolite Type High Torque Starter Motor** feature 1.4 kw design that generates more power and shaft speed than the original type .8 kw starter. 32-0289 includes housing to mount to 1965-79 Big Twin.

VT No.	Finish
<b>32-5120</b>	Black
<b>32-5121</b>	Chrome



**Chrome Starter Motor Bracket.** Replaces 31476-66. Fits 1966-84 Big Twin, Prestolite.

**VT No. 31-0148**

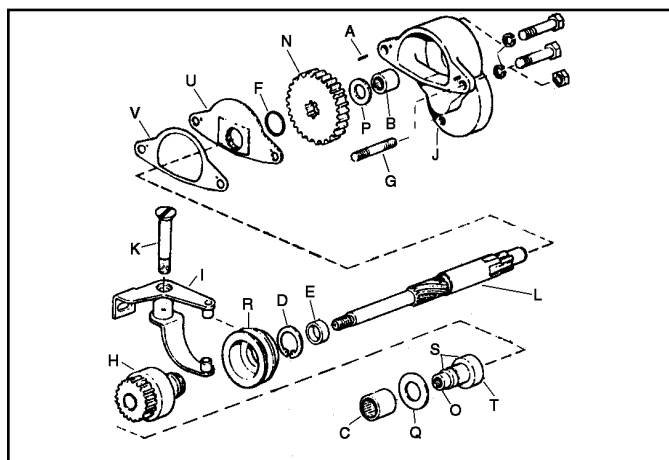
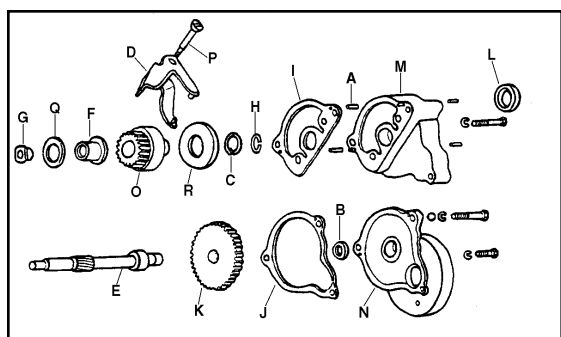


# Starter Housing

1982-84 FLH Classic


1980-84 FXSB

1965-84 FLH-FXE 4-Speed



**Starter Shaft Related** for 1982-84 FLH classic, 1980-84 FXSB with Hitachi Starter.

VT No.	#	OEM	Item
43-9153	A-R	Kit	1980-84 FXSB 1982-84 FLH
12-1174	A	334A	Roll Pin
12-0317	B	9062	Housing Needle Bearing
12-0934	C	11039	Retaining Ring
17-9991	D	31300-80A	Gear Shifter Lever
17-0019	E	31310-80A	Starter Shaft
17-9985	F	31311-80	Spacer, Shaft
12-0569	G	31312-80	Shaft Nut
12-9916	H	31313-80	Retaining Ring
15-0655	I	31320-80	Housing Gasket
15-0656	J	31321-80	Cover Gasket
17-9938	K	31340-80	Shaft Gear
14-0156	L	31341-80	Oil Shaft
17-9992	M	31387-80	Housing, 1982-84 Classic
17-9993	N	31397-80	Housing Cover
32-0639	O	31443-65A	Bendix Drive
17-1506	P	31478-65A	Pivot Bolt
17-1504	Q	31502-65	Thrust Washer
17-1502	R	31503-65	Shift Collar



**Primary Case Saver** protects inner case and starter housing area which is damaged by drive chain. Reinforced nylon.  
VT No. 19-0415

**Starter Shaft Related Parts** fit 1965-84 FX-FLH 4 Speed model. Starter housing fits chain drive models only.

VT No.	#	OEM	Description
43-9150		Kit	1965-69 Prestolite
43-9151		Kit	1970-84 Prestolite
43-9152		Kit	1970-84 Hitachi
12-1174	A	334	Roll Pin
12-0317	B	9062	Housing needle bearing
12-0318	C	9063	Cover needle bearing
12-0934	D	11039	Collar retainer ring
17-0088	E	11041	Shaft spacer
14-0501	F	11101	O-Ring deflector plate
12-2111	G	24811-59A	Housing Stud
12-1147			Stud, Pair
32-0638	H	31443-65A	Accel Starter Drive
17-1507	I	31445-65	Gear Lever
43-9120	J	31465-65	Housing 1965-E79 FL Prestolite 1971-72 FX
43-9121	J	31572-73	1973-79 FXE Hitachi
43-9122	J	31572-79	1979-up FX Hitachi, 80-83 FLH
43-9123	J	31465-79	L1979-84 FLH Prestolite
17-1506	K	31478-65A	Pivot Lever Bolt
17-1511	K	31478-65A	Pivot Lever Bolt, Chrome
17-9900	L	31482-65	Starter Shaft, 1965-69
17-0085	L	31482-70	Starter Shaft, 1970-84
17-1508	N	31485-65	Gear, Starter Shaft
17-0081	O	31493-67	Nut, Starter Shaft
17-1503	P	31501-65	Housing Thrust washer, 65-69
17-1504	Q	31502-65	Thrust washer outer cover
17-1502	R	31503-65	Shifter Collar 1965-69
17-1505	R	31503-70	Shifter Collar 1970-84
17-0084	S	31530-65A	Nut/Spacer Left Hand 1965-84
17-9936	T	31531-69	Spacer 1965-82
17-0509	U	60516-65A	Oil Deflector Plate
15-1064	V	60559-80	Gasket plate
17-0237		Kit	P, C, L, R, D, E, Q, G, S; 1965-69
17-0238		Kit	P, C, L, R, D, E, Q, G, S; 1970-84





# Starter Housing Kits

**Starter Housing and Hardware Kits** include housing, shaft, gear, arm, pin, starter drive and related mechanical hardware only. Note: Starter and electric components not included.

VT No.	Model	Type
43-9151	1970-84 Big Twin	Prestolite
43-9152	1970-84 Big Twin	Hitachi
43-9153	1980-84 FXSB	Hitachi
	1982-84 FLH	



## Starter Shafts and Spacers.

VT No.	OEM	Fits
17-0085	31482-70	1970-84 Big Twin
17-0019	31310-80A	1982-86 Big Twin with rear belt drive
17-9983	33120-79	1980-85 FLT-FXR
17-0084	31530-65A	1965-84 Big Twin, Nut/Space

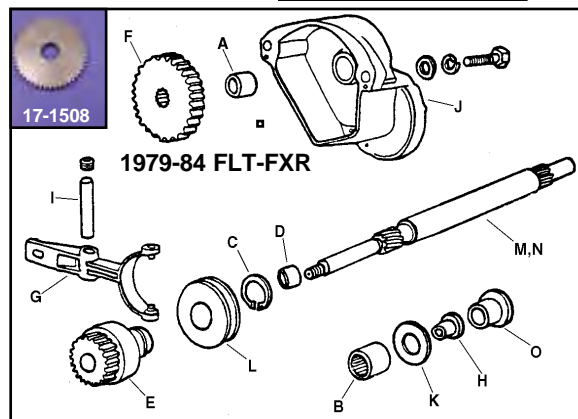


## 1965-88 Housings



**Starter Shaft Housings** are available as kits that include bearing and mounting bolts or as  **housings only**.

Housing Only	VT No.	OEM	Starter	Model
Kit				
	32-0990	43-9120	31465-65 Prestolite	1965-Early 79 FLH, 1971-72 FX
	12-1147	—	Studs	As Above
	32-0991	43-9121	31572-73 Hitachi	1973-Early 79 FXE
	32-0992	43-9122	31572-79 Hitachi	Late 1979-84 FXE, 1980-83 FXWG
	32-0993	43-9123	31465-79 Prestolite	Late 1979-82 FLH



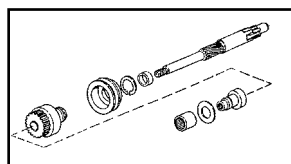
**Starter Drive** features high strength five roller clutch, stainless steel springs, hardened ramped clutch receivers, premium bronze bushing and factory pre-lubing. 1965-88 Big Twin. Replaces 31443-65A.

VT No.	Brand
32-0638	Accel Heavy
32-0639	Volt Tech
32-2506	Volt Tech Heavy Duty
32-1097	Drive Kit



**Starter Shaft Assemblies** include shaft, drive nut, collar, bearing and thrust washer. Drive not included. Order starter drive separately.

VT No.	Year	Model
17-0237	1965-69	FL
17-0238	1970-84	FLH
	1973-84	FXE
17-0239	1980-84	FXB
	1982-84	FLH
17-0240*	1985-88	FLT-FXR



**\*Note:** 5 Roller Starter Drive


**\*Note:** Order appropriate housing to complete assembly

17-0241	1984-85	FXST
17-0242	1986-88	FXST

## Starter Related Hardware.

VT No.	OEM	Item
43-9165*	Kit 1979-84	A, B, C, D, E, G, H, I, K, L, M
17-0240*	Kit 1985-88	As Above
12-0317	9062	A Housing Needle Bearing
12-0318	9063	B Cover Needle Bearing
12-0934	11039	C Starter Motor Retaining Collar
17-0088	11041	D Starter Shaft Spacer
32-0638	31443-65A	E Bendix Drive
17-1508	31485-65	F Gear, 1980-85
17-0965	Steel	G Shift Lever, Starter FLT-FXR
17-0081	31493-67	H Nut for Shaft
17-9987	31495-79	I Pivot Pin FLT-FXR
17-9988	31497-79	J Housing, 1980 FLT
17-9989	31497-81	J Housing, 1981-Early 83
17-9990	31497-83	J Housing, 1983-85
17-9995	31572-86	J Housing, 1986-88
17-1504	31502-65	K Thrust Washer
17-1502	31503-65	L Shift Collar
17-9983	33120-79	M Starter Shaft, 1979-84 FLT-FXR
17-9984	33121-79	O Spacer, Shaft, FLT-FXR
17-9985	31311-80	O Spacer FXST

**\*Note:** Order appropriate housing to complete assembly.



**FLT Starter Housing.** Order bearing separately.

VT No.	Year
17-9990	1983-85
17-9995	1986-88
17-9988	1980 only
12-0317	Bearing



# Starter Solenoid



**Starter Solenoid Kit** fits 1965-84 FL-FX and 1984-88 FXST models. Kit includes chrome or zinc solenoid, outer and inner rubber boot, foam gasket, bolts and spacer.

VT No.	Finish
32-0697	Zinc
32-0698	Chrome



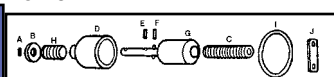
**Starter Solenoid** replaces 71469-65 used on 1965-84 FL-FXH models.

VT No.	Brand	Finish
32-0699	Volt Tech	Zinc
32-0633	Accel	Zinc
32-0632	Accel	Chrome



**5-Speed Starter Solenoid** replaces 31489-79. Fits 1979-88 FLT's and 1982-88 FXR's. **Note:** 1984-88 5-Speed FXST use 4-Speed style solenoid.

VT No.	Finish	Brand
32-0636	Zinc	Accel
32-0637	Chrome	Accel
32-0986	Zinc	V-Twin
32-1055	Chrome	V-Twin



**Solenoid Plunger Hardware** fits 1965-88 solenoids.

VT No.	#	OEM	Item
32-7571		Kit	All Listed
12-1176	A	255	Roll Pins
12-1177	F	600	Roll Pins
12-1178	E	601	Roll Pins
12-1180	E	614	Roll Pins
32-0590	G	31435-65A	Plunger
13-0118	H	31438-65A	Over-Run Spring
32-0591	B	31439-65	Retainer, 1965-84
13-0119	C	31440-65	Return Spring
28-1997	D	31441-65A	Plunger Boot
32-0318	J	31452-65	Spacer, each
15-0181	I	60645-65	Gasket




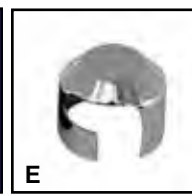

**Volt Tech Starter Drive Kit** includes snap ring, thrust washer, fork arm pivot bolt and high strength Volt Tech starter drive. **VT No. 32-1097**



32-0956  
Installed



**The Lever Starter System** is made from CNC billet aluminum and assembled with accurate components. Unit fits 4 speed electric start models from 1965-88 with separate starter solenoid. This hand operated system will always work. It mounts in the place of the starter solenoid; just pull the lever and go. **VT No. 32-0956**



28-2019

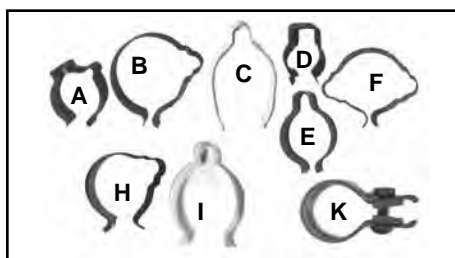
**Chrome Solenoid Body Covers.**

VT No.	#	OEM	Years/Models
28-0117	A	31475-77	1965-88 Big Twin, Black
28-2019	A	31475-77	1965-88 Big Twin, Grey
42-0401	B		1965-82 Big Twin
42-0089	C	94886-83TA	1965-84 FX-FL 4-Speed
			1986-88 FXST-FLST 5-Speed
42-9928	D	94869-87	1980-88 FLT-FLHT-FXR 5-Speed
42-0400	E	End Cover	1965-88 FL-FXE-FXR-FLT
42-0025	F	31355-88	1979-88 5 Speed FXR-FLT



**Accel Solenoid Rebuild Kit.** provides complete overhaul for 71469-65 and 31489-79 solenoids, stock and aftermarket. **VT No. 32-0634**





**Control Cable/ Wire Loom Clips** are of formed spring steel with parkerized finish, sold each. Check parts book for proper fitment.

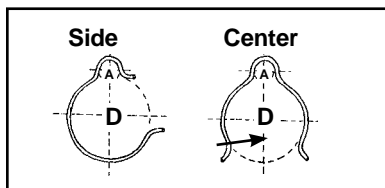
Colony	VT No.	#	OEM	Fits
2546-1	32-0558	F	9977A	1950-60 Big Twin Neck
—	32-0347	B	9977	1936-49 Big Twin Neck
—	32-0351	C	9977-46	1946-47 Big Twin Bull Neck
2547-1	32-0361			1946-E47 Big Twin Bull Neck
2545-1	—	I	9977-46A	L1947 Big Twin Bull Neck
—	32-0348	A	9983	1936-57 Big Twin Taillight Left Upper Frame Tube
2490-1	—	H	4728-30A	Big Twin & 45 Center Post, 1 1/4"
2491-1	—	E		Brake Light/Battery
—	32-0350	G	9976	45 Rear Frame, 4 pack
—	32-0356	D	1602-30	1" Inner Diameter Handlebar
2450-1	—	E	9979	1936-69 Big Twin Front Frame Leg (Generator Wire)
—	37-0268	K	56626-37	Timer Cable 1937-46, 1 1/8" ID
2449-1	—		9976	Cable Clamp
2450-1	—		9979	Wire Clip
2489-1	—		10012	Frame Head 1961-84
2492-1	—		4727-23	Wire Clip



**Vinyl Coated Cable Clamps** can be mounted to frame fork or fenders to help route cable wires or brake lines. Mount hole available in 1/4" or to fit #10 screws (.200).

VT No.	Qty	Inner Diameter	Mount Hole
37-8128	10	1/4"	1/4"
37-8129	10	3/8"	1/4"
37-8132	10	1/2"	1/4"
37-8904*	25	7/16"	.200"
37-0832	5	3/8"	.200"

\*Note: Uncoated.



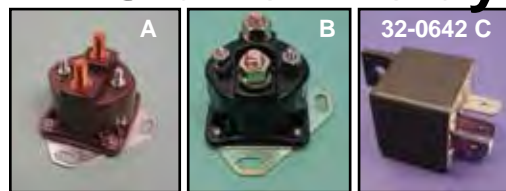
"D" is the diameter of the tube it fits. "A" is the size wire/loom that it secures.

**Control Cable Clamps** are zinc plated spring steel, pack of 10.

VT No.	D-Tube Size	A-Cable Size
37-8677	1" Side	3/16"-7/32"
37-8678	1 1/4" Side	3/16"-7/32"
37-8679	1" Center	3/16"-7/32"
37-8680	1" Center	5/16"
37-8681	1 1/8" Center	5/16"



## Starter Relay




### Starter Relays

VT No.	#	OEM	Fits
32-0640	A	71463-73A Accel	1974-79 FL, 85 FX Late 84-E85 FLT-FXR
32-0641	B	71463-73A	As Above V-Twin, Replica
32-0642	C	31506-79	1980-90 All Accel
32-0738	D	—	As Above with Weather Proof Skirt
32-0643		71455-67	1967-E68, L71-74 XL
32-0185	G	71455-67	1967-E78 Replica

**Start Boost Relay** will boost voltage in single fire ignition applications during cranking will allow full battery voltage to the module and coil.

VT No. 32-3000



### Starter Relay Connectors

VT No.	OEM	Fits
32-8036	72046-79C	1979-up All Twins
32-8041	4-lug	1973-78 All Twins when using 1979-90 type starter relay
32-8042	5-lug	As Above

**Note:** 32-8036 includes crimp style connector ends and 32-8041 and 32-8042 includes pigtail harness.



**Chrome Starter Relay Cover Kit** includes hardware. Replaces 66425-68. Use on 1965-84 FL-FLH.

VT No.	Style
42-0313	Smooth
42-0553	Gold Inlay Spirit



**Ground Clamp** attaches to oil line on 1936-40 models, each.

VT No. 31-0275

**Zinc Plated Strap Clamps** with 3/32" hole, are sold in 10 pack.


VT No.	U Size
37-9141	9/16"
37-9139	7/16"
37-9142	5/8"





# Switch

## 1982-95 Switch Kit




**1982-95 Handlebar Switch Kit** includes complete right and left switch assemblies, brake light switch, mounting screws and clips.

Black	Chrome	OEM	Item
32-8000	32-9070	71599-92	(A) Left turn signal
32-8001	—	71589-92	(B) Engine, Stop-Start
32-8002	—	71591-92	Right turn signal
32-8003	32-9069	71597-92	Dimmer and Horn
32-7782	—	71590-92	(E) Stop switch, front
32-8084	32-9208	Kit	1982-up Switch Kit includes A, B, C, D, E

**Hardware for Above, Note: Finish is not black**

37-8966 — 2907 25 screws pack, zinc

## 1972-81 Switch



**Handlebar Switches** for 1972-81 models. Available with or without wire. **\*Note:** 32-0395 is 5 pack.

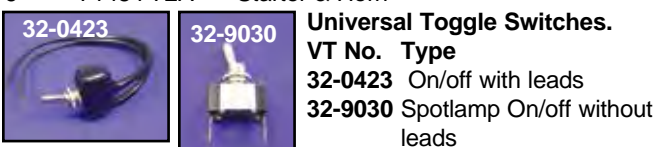
W/o wire	W/o wire	With wire	OEM	Type	Style
10 pack	Each	Each			
32-0395*	32-0403	32-8933	71546-75A	Hi-Low	Rocker
32-0391	32-0404	—	71483-72	Plain	Rocker
32-0394	32-0402	32-8931	71547-75A	Run-off	Rocker
32-0392	32-0406	32-8930	72001-69B	Brake	Button
32-0393	32-0405	32-8919	71484-72A	Starter	Button
32-0393	32-0405	32-8920	71484-72A	Horn	Button
32-0408	—	—	71535-72	Long	Button
			Cap 5/16" 1972-E1973		
32-0407	—	—	71534-72	Short	Button
			3/16" L73-81		

**Switch Control Assortment** for 1972-81 models saves time and money on dimmer, starter-horn button hardware.

Note quantities supplied. Included are the following:

**VT No. 32-0320 for entire assortment**

Qty	OEM	Switch	Qty	OEM	Switch
2	71546-75A	Hi-Low	10	71535-72	Long
6	72001-69B	Brake	10	71534-72	Short
2	71547-75A	Run-off	2	71482-72	Plain
6	71484-72A	Starter & Horn			




**Universal Toggle Switches.**

**VT No. Type**

32-0423 On/off with leads

32-9030 Spotlamp On/off without leads



**Chrome Universal Dimmer Switch** with horn button, clamps on to 1" bar.

**VT No. 32-0422**



**V-Twin Replica Handlebar Horn Dimmer and Directional Switches** feature cloth covered original style wiring, chrome plated housing and stainless screws. Army style are O.D. painted.

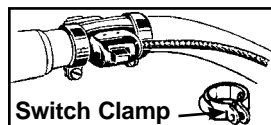
VT No.	Volt Tech	OEM	Type	Position/Style
32-1261	—	71800-26A	2 Wire	Tall
32-0574	—	71800-26	1 Wire Horn	Short
32-0554	—	71800-26A	2 Wire Horn	Short
32-0447	32-1263	71800-26	1 Wire Horn	Short
32-0542	—	—	Chrome Horn Button	—
32-0555	32-1262	74840-29	Dimmer	2
—	32-1354	74840-29	Dimmer, Army	2
32-0556*	32-1354	70058-50B	Directional	3
32-0573	32-1264	70058-50	Directional	3
32-0533*	32-1265	70058-50B	Dimmer	2

**\*Note:** With side exit wires. **\*\*Note:** Does not include wires.



**A-Chrome Button For Handlebar.** Use for horn and start switch with PVC wires. Replaces 71800-26A.

VT No.	OEM	Item	Wire
32-0400	71800-26A	Horn	2 wire
32-0557	71800-26A	Horn	1 wire
32-0344	71800-26A	Parkerized, Horn Button	2 wire
32-0442	71800-70	Starter	2 wire
37-0531	2626	Stainless Mount Screws for Above	—



**Switch Clamp** replaces 10001, to attach switch to 1" handlebars.

**VT No. Item**  
32-1354 Switch Kit  
32-0397 Clamps



**Chrome Handlebar Switch** available in 2 or 3 position type with PVC covered wires. 2 position type used for Hi/Low beam. 3 position type features off in middle and can be used for Hi/Low beam or turn signal. **\*Note:** Has Side Exit Wires.

VT No.	Type
32-0401	2 Position without wires
32-8085	2 Position with wires
32-0398	3 Position
32-0370*	3 Position
32-9125*	2 Position
37-0531	Stainless Steel Mount Screws for Above

**\*Note** Has side exit wires.







**6 Post FLH Cast Ignition Switches** include cover and two keys for 1973-84 FL's, cover installed as noted.

VT No.	Brand	Top
32-0419	VT Cast Top	
32-8078	Replica	Cast

## 6 Post

### Hardware

37-8917 2625 Mount screw, 7015 washer, 24 pack



**5 Terminal Replica Switch** include a replica cover and Briggs and Stratton key set with corresponding number lock.

VT No.	Year	Finish
32-1635	1936-46	Brass
32-1637	1947-67	Brass
32-1510	1947-67	Chrome
32-1524*	1936-46	Chrome
32-1511	1968-72	Chrome
32-1426	Top Cover	Chrome

\*Note: Early type fits 1936-46 cat eye dash base.




**Chrome Electronic Ignition Switch** has smooth action & dependability of electronic switching. Eliminates original pole to bar contacts found in original equipment switch. Helps withstand vibration and corrosion, 6-pole type. Replaces 71501-73. Includes two keys and chrome switch cover.

VT No. 32-8070



**Hinge Switch** features round key set. Fits 6 post, 1973-95. Rear hinge.

VT No.	Type
32-0480	Contact
32-0482	Electronic






**Switch Covers** fit FLH dash switch, chrome finish.

VT No.	Year/Type
32-0396	1936-67 Steel
32-1343	1936-67 Chrome
32-1382	1926-37 Brass
32-0399	1967-up Diecast
49-0278	1936-67 Pin

**Late Dash Plate Ignition Switch Spacers** for spacing dash base and switch in relation to tanks, packs of 10.


VT No.	Size	Type
39-0420	.030	Dash
39-0421	.060	Dash
39-0422	.120	Dash
39-0118	.040	Switch



**Chrome Switch Brackets.**

VT No.	Years	Model
31-0150	1978-84	FXE-FXS
31-0151	1936-84	Transmission Mount Big Twin
42-0525	1982-90	FXR
31-0262	Universal	

# Switch



32-0480

**Mechanical Switches.**

**Smooth Chrome Type Key Year**

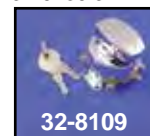
**Chrome Skull**

32-0449 32-1191 5 post Flat 1968-72

32-0481 32-1196 5 Post Round 1947-72

32-0419 32-1192 6 post Flat 1973-95

32-0480 32-1199 6 post Round 1973-95





**Flat 6 Post Electronic**

**Chrome Black**

32-8109 32-1193 Chrome 1973-95

32-9267 Smooth S.S. 1973-95

32-0482 32-1194 Round 1973-95



**Chrome Black**

32-0241 32-1198

32-0455\*4527-36 Replica 1936-46

32-0418 71501-36 Steel type 1948-67

32-8077 71501-36 VT 1948-67

32-0481 Side 1948-72



37-8916 2589 Terminal wire screw and washer, 24 pack

32-1271 Component Kit 1936-67

32-1144 Key Lock Tumbler 1936-47

32-1147 Key Lock Tumbler 1948-67

37-8917 2625 Bob Switch Mount Screws & 7015 Washers, 24 pack



**Chrome Stock Key Switch** for ignition and light switch for Super Glide. Used on all FX-FXS, 1982-94 all FXR. Includes two keys and mounting ring.

VT No.	Type	Year
32-0161	Replica	1977-98
32-0416	Stock Type	1977-98
32-0175	Replica	1973-76



**Universal Key Switch** includes mounting ring and two keys.

VT No.	Type	32-0478	Off/On Start
32-0415	On-Off-On	32-1266	Off/On Start
32-0478	Off-On-Start		
32-0479	Off-On-On		



**Weld On Ignition Mount** accepts 32-0161 switch.

VT No.	Item
32-0180	Set
32-0820	Collar




**Hi-Low Beam Switch Relay** will allow the Hi-Low beam to be switched from one beam to another using one wire momentary horn type button.

VT No. 32-0448



# Switch



**Neutral Switches** are replica type, replaces the following FLH-FX models.

VT No.	#	OEM	Type	Fits	Speed
32-0417	A	33900-59	Stud	L1973-E79	4
				1979-98	5
32-9065	A	As Above	USA		
32-0501	B	71507-64A	Replica	1965-70	4
32-0539		71507-64B		1965-70	4
32-0500	C	71507-71	Blade	1971-78	4
32-0043	D	33901-79	Plunger	1979-84	4
15-0685		34043-80	—	Gasket (10)	
15-0217		25811-11	—	Gasket (10)	



**Hydraulic Brake Switch** features heavy duty contacts and quality brass terminals.

VT No.	Type	Years	Brand
32-0425	Screw	1951-70	V-Twin
32-0434	Screw	1951-70	Accel
32-0426	Flag	1971-92	V-Twin
32-0435	Flag	1971-92	Accel



**Brake Light Switches** are pull type.

VT No.	OEM	Item	Years
32-0430	72003-34	Kit, chrome	1936-57 Big Twin Rigid
32-0438	72004-39	Kit, chrome	1939-52 45"
15-0378	72015-39	All	Gasket
13-0227	—	Pull Wire	1939-52 45
37-9013	42280-75		Clamp and Pin
	42284-35		

2503-4 — Mount Kit All



**Replica Kits** fit Big Twin 1936-57.

VT No.	Finish
32-7604	Black
32-7605	Chrome
32-1230	Switch Only,
	Parkerized Partial
32-1179	Bracket
32-1188	Body/Bracket
32-1281	Body Complete
33-1179	Switch Bracket, Parkerized
33-1180	Housing Only



**Hi-Low Beam Switch Relay** will allow the Hi-Low beam to be switched from one beam to another using one wire momentary horn type button.

VT No. 32-0448



**Oil Pressure Switches** are precision calibrated.

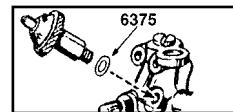
VT No.	OEM	Year/Model
12-1401	26550-38A	1939-68 45
12-1402	26551-39	1939-68 Big Twin
32-0586	26551-39A	1952-58 Big Twin
32-0282	26557-39B	1958-69 Big Twin
32-0427	26552-72	1941-84 Big Twin
32-0818	Wire	1970-up Big Twin



**Oil Pressure Switch Fitting** replaces 26569-58 for Big Twins. Allows use of 1/8" NPT switch 32-0427 in early motors.

VT No. Year/Model

12-1403	1958-64 FL
40-1421	1936-40 EL, Parkerized, extension



**Sealing Washers** for Oil Fitting, Pressure Switch, Relief Valve, Check Valve, and Tappet Oil Screen in brass

VT No.	OEM	Fits	Type
14-0031	6156	1941-69 Big Twin	Adjuster Screw
14-0032	6581	1954-78 Big Twin	Relief Valve Plug
14-0033	6377	1950-99 Big Twin	Oil Pump Seal Washer, 5 pk
14-0178	6375	1946-57 Big Twin	Pressure Switch and 45 Banjo line

# Flasher



**Flashers** for turn signal indicator lights.

VT No.	OEM	Item
33-0399	68543-64A	Round
33-0848	10 pack	Round
33-0916	68543-64C	Round Solid State
33-0397	68541-64	(4 way)
33-2198	As Above	Rectangle, Replica
33-2173	As Above	Rectangle, Plastic
33-0938	LED	12 volt
32-8925	Mount Flasher	
33-0398	68543-61A	6 volt

**12 Volt 2 Pin Flasher Units** with built in bulb failure indicator.

33-2350 10 Watts

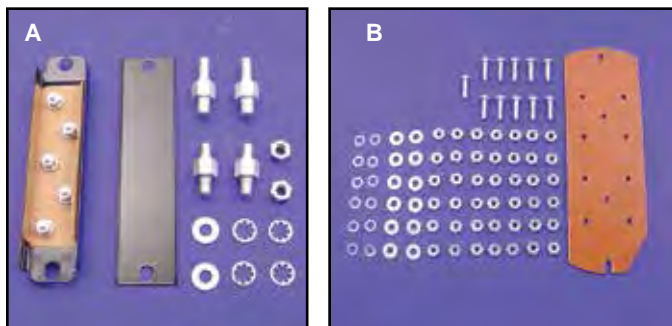
33-2351 21-23 Watts





# Circuit Breaker

CLASSIC



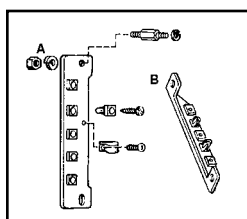
**Terminal Boards (A)** is preassembled, painted and properly insulated to eliminate grounding. Includes mounting studs. (B) Fiber terminal plate mounts to forks behind headlight on FLH.

VT No.	#	OEM	Fits
8005-12	A	72325-48	1948-69 Big Twin and 45
32-0321	B	72301-49	1949-57 Big Twin
32-0357	B	72301-49A	1958-69 Big Twin
8823-10*		72341-48	1948-55 Mount Studs
8824-8		72341-56A	1956-82 Mount Studs

\*Note: Studs attach terminal board and coil mounts. **8823-10**



**Frame Electrical Terminal Screws & Fittings** replaces 1523-26A on 1936-47 Big Twin and 45's. Includes insulators, screws and nuts. **VT No. 8942-14**



**Electrical Terminal Plates** are pre-assembled for main junction which includes studs for mounting coil and auxiliary junction for headlamp wiring.

VT No.	#	OEM	Type	Model
9639-22	A	72300-70	Main	1970-77 Big Twin
9817-15	B	72303-70	Headlamp	1970-74 FX



**Ground Clamp** attaches to oil line on 1936-40 models, each.

**VT No. 31-0275**

## Terminal Board



**Terminal Blocks** with terminal studs. 10-24 thread.

VT No.	Terminals
32-0502	4
32-0880	8
32-0879	12
32-0878	16



**Terminal Block** fits 1973-84 FLH.

VT No.	OEM	Item	Year
31-0484	72310-70	Bracket	1970-84
32-9246	72312-73	Terminal Block	1970-84




32-0125

**Shrink Wrap Tubing.** Cut to length, thread the wires, carefully apply heat and watch the insulation shrink to a perfectly fit around the wires. Easy to use, 4 foot length only.

VT No.	Inner Diameter	Length
32-0124	1/4"	4'
32-0125	3/8"	4'
32-8039	5/8"	4'

SHRINK TUBING



32-0458



32-0412



32-0414



32-0413



32-8921




32-8922



32-8945



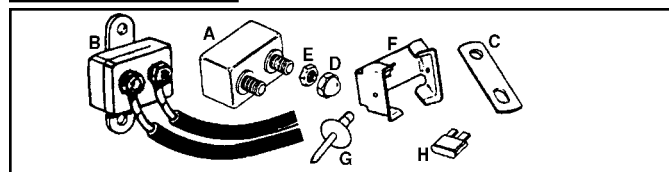
37-9069



12-0581



31-9952



**Circuit Breaker** are stock replacements.

VT No.	#	OEM	Amp	Fits
32-0458		74586-70	30	1970-72 FL
32-0412	B	74594-71	20	1971-72 FX
32-0414	A	74589-73	15	1973-up FL, FX
32-0413	A	74559-77	30	1978-up FL, FX
32-8921	C	74598-73		Connector Bar, each
32-8922		69999-77		Connector Bar, each
32-8945		7/8" C/C		Connector Bar, pair
37-9069	D	7602		Nylon Nut, 1/32", 25 pack
12-0581	E	7629		Nut, 25 pack
31-9952	F	9952		Mount Clip, 10 pack secures breaker or flasher to fender
31-9964	G	8672		Rivet for Above



31-0493



31-0490

**Circuit Breaker Bracket** available for 2 or 3 circuit breakers, allows standard 15 or 30 amp breakers to snap firmly in place. Bracket has 1/4" holes 5" apart. Can be mounted to oil tank bracket or fender.

**VT No. Circuit Breakers**

31-0493	2
31-0490	3



32-8946



32-0410

**In-Line Fuse Holder** has 6" long wire leads.

VT No.	Type
32-0410	Fuse
32-8946	ATC Type

### Warranty

All Electrical Components sold as individual pieces or in kits are covered under our warranty "Replacement Only" Provision. All electrical related item part numbers begin with a 32 prefix. No credit will be issued for these items as they are exchange only.



# Wiring



32-0715

**1970-up Wiring Kits** feature plastic wire in original factory color codes, with all terminals applied, in vinyl loom. Complete "Builders kits" include handlebar, taillight, coil and regulator wires, denoted by an \*. All other harnesses are

main harness only. Handlebar and taillight must be purchased separately for these kits. Main harness include the main turn signal wires.

## 1970-up PVC Covered Wires

### FL-FLH

VT No.	OEM	Application
32-0714*	70320-70	1970-72 FLH
32-0715*	70320-73A	1973-77 FLH
32-7569*	70320-78	1978-79 FLH
32-7568*	70320-80	1980-84 FLH

### FX-FXE-FXST-FLST

32-7550*	70326-71	1971-72 FXE
32-7551*	70326-73A	1973-74 FXE
32-7584*	70326-75	1975-77 FXE
32-9066	70353-78	1978-79 FXS
32-9074	70343-78	1978-79 FXE
32-8014	70214-80A	1980-85 FXWG
32-8091	69543-80	1980-84 FXS-FXB
32-1118	69545-82A	1982-Early 84 FXR-FXRS-RT




32-0705



32-7555

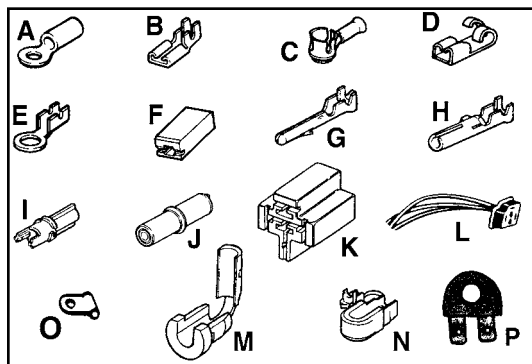
**Early Twins Wiring Harness Kits** are complete and feature cotton braided wire and asphalt loom.

VT No.	OEM	Application
32-7581	—	1916-28 JD Electric Model
32-0700	4735-30	1930-36 VL-RL
32-0701	4735-36	1936-37 WL-UL and FL
32-0703	4735-38A	1938-46 WL-UL-G and FL
32-7555	4736-42M	1942-45 Army 45
32-0704	70320-47	1947 WL-UL-G and FL
32-0705	70320-48	1948-57 UL-EL-FL-FLH & WL
32-0706	7032-58	1958-64 FL-FLH
32-0707	70321-65	1965-69 FLH



**45 Parts Book** is a 288 pages for 45 models. For WLA 1941-1944.  
**VT No. 48-0488**

## Wire Terminal



### Ring Type Terminals.


VT No.	#	OEM	U/M	Item	Gauge
32-8015	A	9856	25	#6 eye	16-22
32-8016	A	9871	25	#6 eye	14-16
32-8017	A	9857	25	#10 eye	16-22
32-8018	A	9902	25	#10 eye	14-16
32-8019	A	9866	25	#10 eye	10-12
32-8020	A	9858	25	1/4" eye	16-22
32-8021	A	9862	25	1/4" eye	14-16
32-8022	A	9863	25	5/16" eye	14-16
32-8023	E	9945	25	5/16" eye	10-16
32-8101	A	9859	25	3/8" eye	16-22
32-8103	A	9868	25	3/8" eye	10-12
32-8104	A	9892	25	9/16" eye	14-16

### Flag Type Terminals

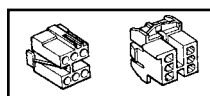
32-8025	B	9904	10	1/8" Female Spade
32-9303	C	9905	5	Big Twin Neutral Switch
32-8027	B	9914	10	1/4" Female Spade
32-8028	D	9925	10	1/4" Right Angle Female Spade
32-8026	B	9930	10	3/16" Female Spade
32-8029	F	71774-77	10	Female Spade Insulator
32-8024	O	9901	25	5/32" Flag
32-8106		9907	10	1/4" Spade Insulator 16-22 gauge
32-8107		9885	10	1/4" Spade Insulator 16-22 gauge

### Pins and Sockets

32-8030	G	72039-71	10	Pin
32-8031	H	72038-71	10	Socket
32-8032	I	72043-71	10	Single Pin Insulator
32-8033	J	72044-71	10	Single Socket Insulator
32-8036	K	72046-79	1	Starter Relay Connection
32-8037	L	72047-71	1	Head Lamp Connection
32-9333	M	72501-74	1	Harness Bushing Straight




32-8037



### Connector Blocks.

VT No.	OEM	Type
32-8032	72043-71	Single Pin Insulator
32-8033	72044-71	Single Socket Insulator
32-9095	72035-71	2 Pin Insulator
32-9094	72034-71	2 Pin Socket Insulator
32-8034	72041-71	6 Pin Insulator
32-8035	72037-71	6 Pin Socket Insulator
32-9097	70294-87	10 Pin Insulator
32-9096	70293-87	10 Pin Socket Insulator
32-9033	72276-74	12 Pin Insulator
32-9034	72278-74	12 Pin Socket Insulator



### Regulator Connector Fittings.

VT No.	OEM	Item
32-9092	72051-77	Regulator Plug
32-9090	74539-77A	Regulator Connector Socket





# Harness Component

CLASSIC

**Replica Wiring Harness /Dash Base Assemblies** include complete harness pre-wired to dash base, five or six post key switch, terminal box, horn button, dimmer switch, headlamp connection, speedo lamp socket and front terminal board when required. Switch and wiring are tested after final assembly.


VT No.	Type	Year/Model	Generator
<b>Generator Models</b>			
39-0190	2-Light	1947 Big Twin	3 Brush
39-0189	2-Light	1948 Big Twin	3 Brush
39-0182	2-Light	1949-57 Big Twin	3 Brush
39-0183	2-Light	1958 Big Twin Neutral	2 Brush
39-0181	2-Light	1959-61 Big Twin, Neutral	2 Brush
39-0188	3-Light	1962-64 Big Twin	2 Brush
39-0184	2 Light	1939-46 Big Twin	3 Brush

## Big Twin Electric Start Models

39-0185	3-Light	1965-67	2 Brush
39-0186	5-Light	1968-69	2 Brush
39-0196	5-Light	1970-71	
39-0197	5-Light	1972 only	
39-0187	5-Light	1973-77	
39-0198	5-Light	1978-79	
39-0199	5-Light	1980-84	

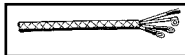
## PVC Covered Taillight Wires fit 1970-up.

32-9309	1970-72 FL, 1971-72 FX, 1973-77 FL
32-9310	1973-77 FX-FXE
32-9311	1978-84 FL
32-9313	1978-84 FX-FXE



## Accessory Kits.

VT No.	OEM	Type
32-1078	70209-41	Ground Wire, BT
32-7549	—	1952-64 Turn Signal Kit, Cotton
32-0524	—	1958-84 Turn Signal Kit, PVC
32-9205	—	1965-84 Big Twin Small Starter Wire Set, PVC
32-0163	70165-58	Battery Box to Ground 1965-69 Big Twin
32-0323	70018-77	Relay to Solenoid Wire
32-0158	70169-70	Relay to Ground Wire




**Early Wiring Components** are cloth covered wire in 25 foot length and harness loom asphalt type in 10 foot length.

Wire	Color	Loom	VT No.	Size	Item
32-8094	Black	32-8098		3/16" inner diameter	Loom
32-8095	Red	32-8099		1/4" inner diameter	Loom
32-8096	Green	32-8900		3/8" inner diameter	Loom
32-8097	Yellow				
32-1813	Set of 4				



## 25 Feet of Braided Wire.

VT No.	Color	
32-8120	Pure Red	32-8125 Pure Yellow
32-8121	Pure Black	32-8126 Red with Yellow Dot
32-8122	Pure Green	32-8127 Red with Blue Dot
32-8123	Pure Blue	32-8128 Black with Red Dot
32-8124	Blue with White Dot	32-8129 White with Blue Dot
		32-8131 Yellow with White Dot



**Note: Order the appropriate factory service manual to facilitate wire harness installation.**

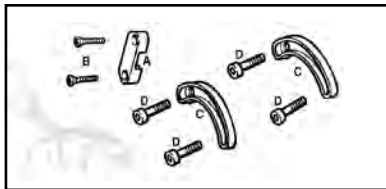




# Alternator Kit

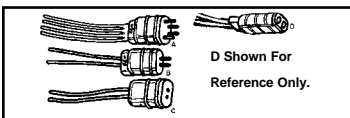


**22 Amp High Output Alternator Kits** fit all 1988 and earlier models. Stock on all 1983-88 models. Replaces 29982-81.  
**VT No. 32-7776**



**Stator Assembly Kit** for Big Twins 1970-88 includes (2) 29988-73 locks, (1) 29954-71 retainer, (4) 2653 screws and (2) 2216W screws.

VT No.	#	OEM	Item
32-0598		Kit	Complete, all
32-0604	A	29954-71	Nylon Retainer, 10 pack
32-0603	B	2216W	Screw, 10 pack
37-8812	C	29988-73	Lock Plate, 10 pack
37-8811	D	2653	Screw, Fillister, 10 <sup>7</sup> / <sub>8</sub> "
37-9003	D	2712	Screw, with Lock Patch, 7 <sup>7</sup> / <sub>8</sub> "
37-9126		2720	Screw, with Lock Patch, 1"



**Plug End & Wire Only.**  
VT No. #  
32-0593 A

**Stators** replace stock units for models listed in molded (M) or unmolded (U) type.

VT No.	Brand	Pin	Type
<b>1970-75 Big Twin, Replaces 29965-70, 18 Amp</b>			
32-8082	Volt Tech	A	Unmolded
32-9039	Accel	A	Unmolded
<b>1975-80 Big Twin, Replaces 29965-75, 18 Amp</b>			
32-0601	Volt Tech	B	Molded
32-9040	Accel	B	Molded
<b>1981-88 Big Twin, Replaces 29965-81, 22 Amp</b>			
32-0602	Volt Tech	C (USA)	Molded
32-8081	Volt Tech	C	Unmolded
32-9042	Accel	C	Unmolded
32-9041	Accel	C	Molded

## Warranty

All Electrical Components sold as individual pieces or in kits are covered under our warranty "Replacement Only" Provision. All electrical related item part numbers begin with a 32 prefix. No credit will be issued for these items as they are exchange only.



**"Volt Tech" Alternator Kit** fits 1970-95 Big Twins. It includes stator, rotor with stainless liner "to seal magnets in place" except VT No. 32-7500 chrome regulator and mount kit.

VT No.	Stator	Amp
32-7781	Molded	18
32-0776	Open	22
32-0796	Molded	22
32-7500	Molded	22
32-7807*	Open	32
32-0775	Open	32

\*Note: Reinforced rotor spline



**Alternator Rotors** feature vibration proof magnet construction, as magnets are held in place by stainless steel non-magnetic insert for durability. \*Note: Reinforced Spline Area.

VT No.	Year	Model	Amp
32-0758*	1970-90	FL-FX	23/32 Amp
32-0759	1976-99	FL-FX	32 Amp



**Hobbs Meter** for calculating engine running time for 12 Volt 2 Cylinder applications.

**VT No. 32-1809**





# Regulator




Black



Alloy

32-0609



Chrome



32-0780

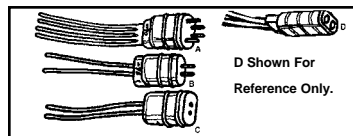


**Volt Tech™ And Accel Solid State Regulators** feature rugged aluminum alloy construction. Accel brand is available in chrome, alloy or black stock finish with polished top fins or Volt Tech is available in black or chrome finish. They provide more accurately regulated voltage under all electrical loads. All units listed carry the full replacement warranty by Accel or Volt Tech.

Accel Black	Accel Alloy	Accel Chrome	Volt Tech Black	Volt Tech Chrome	Replace OEM	Lead #	Fits
32-8060	—	32-0797	32-0614	—	74510-70A	38"	1 1200 1970-75 FL-FLH, 1971-75 FX-FXE 12V/15 Amp Alt.
32-8061	32-0609	32-0850	32-0615	32-0778	74512-79A	57"	2 1200/1340 1976-80 FL-FLH,-FLH 80 FLT Classic 1976-80 FX-FXE-FXS, 80-FXWG, 12V 17.8 Amp Alt.
32-8067	—	32-0852	32-0667	32-0780	74516-86	57"	3 1340 1981-84 FLH-80 Classic; 81-85 FX-FXE-FXEF-FXS-FXB, 81-88 FLT-FLHT Classic, 82-88 FXR, 1981-86 FXWG 22 Amp.
All 12 Volt Generator Models							
32-8064	32-0607	32-0857	32-0619	32-0989	—		



**Battery Eliminator** allows operation of Magneto models without battery, boosts spark voltage when starting and prevents light flickering at low engine speed.  
**VT No. 32-0548**



**Plug End and Wire Only.**  
**VT No. #**  
**32-0593 A**

## Bracket



**Chrome Die-Cast Regulator Plug Retainer** is for 1970-88 Big Twin models.  
**VT No. 31-0737**



**Plug Retainer** replaces 45095-85 on all Big Twin

1970-up 74-80 and Evolutions. It secures connector plug to alternator plug which is in engine case and prevents faulty contact.  
**VT No. 13-0219**




**1970-99 Chrome Die-Cast Volt Pak Cover** fits all stock rectifiers. It is engineered to improve cooling for extended regulator life. The chrome finish reflects engine and exhaust heat. Grooved to interlock with regulator and the regulation.  
**VT No. 42-0405**



31-0857

**Chrome Alternator Plug Retainer** bolts to the front left engine mount bolt for 1970-up Big Twins.  
**VT No. 31-0857**



A



B

**Front Engine Mount Blocks** act as nuts for front bolts and will mount regulator.  
**VT No. Type**  
**31-0739 A**  
**31-0635 B**



31-0172



31-0784

**Regulator Mount Brackets** attach to engine mount.  
**VT No. Type**  
**31-0172 Zinc**  
**31-0784 Chrome**



2046-8-P


**Chrome Regulator Mount Hardware Kits.**  
**VT No. Fits**  
**37-9257 76-95 FX-FL, FXST-FLST, Allen**  
**37-9258 80-95 FXR-FLHT, Allen**  
**2046-8-P 2000-up Softail, Polished Allen**



28-0721

**Nylon Tie Straps.**

Chrome	Black	Length
25 pack	100 pack	
28-0720	28-0710	4"
28-0721		7"
	28-0711	7 3/4"
	28-0712	15 1/8"



28-0710



31-0168



31-0166



31-1070

**Rectifier-Regulator Bracket Mount.**

VT No.	OEM	Year/Model	Finish
31-0168	74533-75B	1976-86 FX-FL	Chrome
31-0166	74529-79	1979-89 FXR-FLT	Zinc
31-1070	74529-79	1979-89 FLT	Chrome



# Alternator Generator Conversion

32-1672



COMPACT DESIGN REPLACES EARLY 6 OR 12 VOLT GENERATORS

## Alternator Conversion Kit.

VT No. Finish Fits

32-1672 Black 1948-69 FL

32-1675 Chrome 1948-69 FL

32-1675



32-0371



32-0372



**Alternator Conversion Kit** replaces original generator and regulator. Compact, high output alternator, is 3 1/4" long, weighs only 3lbs. Features include high power output, billet housing for strength and accurate alignment, stress proof shaft which is stronger than stock. The kit includes alternator unit in chrome or black, black voltage regulator and instructions. It fits 12 volt 1965-83 XL as well pre 1965 which have been converted to 12 volt electric. Kit can be used on earlier models if generator bolt holes in case are drilled out to 5/16". Cannot be used with mini (12N55A-3B) battery.

VT No. Item

32-7528 Black Alternator

32-0390 Chrome Alternator

32-0667 Replacement Regulator

32-0371 Black Alternator

32-0372 Chrome Alternator

32-1282 12V 32 E

14-0034 Seal

32-0371  
Installed



## Generator

32-0790



32-0787



**2-Brush Style Generators** with built-in regulators by Cycle Electric or Volt Tech brand. All styles fit 1936-69 FLH including Flatheads. On pre1958 models, engine case must be drilled to accept 5/16" size mount bolts. Order gear kits separately. Order VT No. 32-0983 for gear kit to complete the installation. Units noted as low output are for use with VT No. 53-0505 mini 12 volt battery.

VT No.	Volt	Type	Finish	Brand
32-0212	12	Low Output	Black	Cycle Electric
32-0790	12	Low Output	Black	V-Twin
32-0787	12	Low Output	Chrome	V-Twin
32-9001	6	Standard	Black	Cycle Electric
32-1539	6	Standard	Black	V-Twin

32-0204 Big Twin Gear Kit 13 Tooth



**2 Brush Generator Gear Kit** is available as complete installation kit. Kit includes gear and deflector nuts. Fits 1958-69 74 FL. 13 Tooth.

VT No.	Item
32-0204	Kit
32-0220	Gear Only



**Solid State Generator Regulator** features die-cast chrome end cover which mounts to all 1965-77, 12 Volt, 2 brush generators. Small solid state regulators fits behind cover for a clean look.

VT No. 32-7757

32-0207



32-0967



**2-Brush Replica Generator** by Cycle Electric or Volt Tech. All styles fit 1952-81. Order gear kit separately.

VT No.	OEM	Volts	Type	Finish
32-8999	29975-65A	12V	VT	Black
32-8998	29975-65A	12V	VT	Chrome
32-7526	29975-65A	12V	CE	Black
32-0967	29975-65A	12V	VT	Black
32-0207	29975-65A	12V	VT	Chrome
32-0213	29975-61A	6V	CE	Black
32-0214	29975-61A	6V	VT	Black

**Mount Gasket** fits 1958-84 2 brush generator.

VT No. 15-0150



32-0785

**Regulator End Cover** features solid state components in generator end cover. Cover with needle bearing installed is black with fins for all 29975-65A 12 volt and 29975-61A generators.

VT No.	Volt	Type	Brand
32-7768	12	Black	Cycle Electric
32-0795	12	Black	V-Twin
32-0785	12	Chrome	V-Twin
32-9282	12	Low Amp for use with mini battery 53-0505	
32-0786	12	Chrome	V-Twin
32-7767	6	Black	Cycle Electric



32-7762

**Regulator End Cover** by Cycle Electric to replaces the units on their generators, VT No. 32-0212, 12 Volt Low Output.

VT No. 32-7762

### Warranty Information

Volt Tech Brand Electrical Products Warranty claims are serviced through our Missouri Facility. Cycle Electric warranty claims are returned to Cycle Electric Co in Ohio. Allow extra time for claims. All electric items will be repaired and replaced at manufacturer's discretion, and no credit will be issued for these returns.





# Conversion System

CLASSIC



**Generator-Regulator Conversion Electrical Kit** includes all necessary components to convert a 1936-69 Big Twin to a 12 volt system. Kit includes a 12 volt generator with a built in solid state regulator, mini 12 volt battery, battery box kit which fits in the original 6 volt battery compartment, 12 volt coil, auto advance distributor and generator screws.

**Black Chrome**  
32-0750 32-1165



**3-Brush Generator Gear and Tag Kit** includes gear, gear pin, gear end spring, oil deflector, and brass tag.  
VT No. 32-1877



**Generator-Conversion Kit** includes all parts illustrated including a "look alike" 12v regulator and automatic advance distributor. Converts 6 volt to 12 volt system.

**VT No. Fits**

32-0766 1930-73 Side Valve

32-0767 1936-65 Big Twin OHV



32-1547



32-0204

**Alternator 12V Conversion Kit** includes alternator and black solid state regulator. Fits 1941-1957 FL, 1936-1952 EL, 1936-1952 W. Order gear kit separately.

**VT No. Item**

32-1282 Alternator

32-0204 OHV Gear Kit

32-1547 Gear Kit



# Regulator & Relay



**Replica Delco Remy 1938-57 Brush Relay** features original internal points contact construction with embossed cover.

VT No.	Finish	Cover
32-1310	Black	Delco
32-0631	Black	Delco
32-0739	Chrome	Delco

## Wires

32-1079	Black	Delco Remy
32-1319	Wire	Positive
48-1477	Cloth Patch	Delco Remy



**Delco-Remy™ are used under license from General Motors.**



**6 Volt Solid State Relay** includes cover, and allows use of idiot light on all 3 brush generator applications 1926-57.

VT No.	OEM	Year	Brush	Terminals	Cover
32-0056	74750-38	1938-57	3	3	Chrome
32-2056	74750-38	1938-57	3	3	Black
32-0062	4785-26	1926-37	3	2	Black



**6 Volt Solid State Relay Eliminator** replaces mechanical regulator on 3 brush generators, 1937-57. No more sticking relays and moving parts to wear out. Instructions.

VT No.	Item/Finish
32-0299	Relay Black
32-7750	Relay Chrome
32-7560	Relay Only
32-1545	Replica Solid State Relay with Cover




**"Look-A-Like" Relay** is exact shape and size of 6 volt relay and will mount the same. Electronic design will function with 2-brush generators.

Chrome	Black	Volt
32-0071	32-1341	12
32-0067	32-0267	6




**Relay Mount** is of cast aluminum to mount relay on 1936-57 Big Twin OHV.  
**Note:** Must be welded on, drilled and tapped.  
**VT No. 32-0063**



**Replica Mechanical Regulators** are for generator systems. Each unit features heavy duty shock mounted steel bases, vibration resistant internal wire connections, fiber and Mylar insulated pads and large diameter contact surfaces.

Black	Chrome	OEM	Brand	Volt	Type
—	32-0763	74510-47A	VT	6	2 Brush
32-1209	—	—	Delco	6	2 Brush
32-0623	32-0624	74510-47A	Volt Tech	6	2 Brush
—	32-1340	Kit	VT	6	2 Brush
32-0626	32-0627	74511-65	Accel	12	Bosch Type
32-0625	—	74511-65	Bosch	12	Bosch Zinc
32-0621	32-0622	74510-64	Accel	12	Delco Type
32-0995	—	74510-64	Delco	12	Replica



## Relay and Regulator Covers.

VT No.	#	Type	Year	Finish
42-0404	A	Relay	1932-57	Chrome
42-0053*		Relay	1932-57	Black
42-0448*		Relay	1932-57	Chrome
42-0064*		Relay	1932-57	Chrome
42-0058*		Relay	1926-31	Black
42-0442	B	Regulator	1947-63	Chrome
42-1047*		Replica	1947-63	Black
42-0403	C	Regulator	1964-69	Chrome
42-0539		Replica	1964-69	Delco

\*Note: Replica Delco Remy Style



**Solid State Generator Regulator** features die-cast chrome end cover which mounts to all 1965-77, 12 Volt, 2 brush generators. Small solid state regulators fits behind cover for a clean look.

**VT No. 32-7757**



**Chrome Rectifier-Regulator Mount** for 12 volt. Bosch generator.

**VT No. 31-0593**



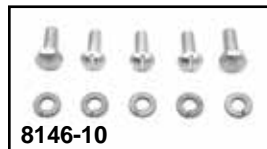
**Chrome Solid State Regulator Mount** bolts directly to 2-brush generator housings on Big Twin and Sportster models. It fits Accel and V-Twin finned type regulators.

**VT No. 31-0207**



**Replica 1958-69 FL Regulator Bracket** replace 74531-58.

VT No.	Finish
31-0171	Chrome
31-0184	Zinc



**Circuit Breaker Screw** are used to mount distributors and relay on 1936-64, 61, 74 and 80 models, (10 piece).


VT No.	Finish
8146-10	Cadmium
8145-10	Chrome
9684-10	Parkerized
7130-10	Acorn





# 3 Brush Generator Repair

## Generator Cover



42-0411



42-0438



42-1522


### Chrome Generator End Covers.

VT No.	Model	Years
42-0411	3-Brush	1932-57
42-0438	3-Brush	Black
42-1522	3-Brush	Stainless Steel



**Generator Hardware Kits** include gaskets and replacement hardware.

**VT No. 32-0228**



32-1235

**Generator Positive Terminal Screw Kit** is a 3-brush type. Fits 1932-57.

VT No.	Brand
2126-12	Colony
32-1235	VT Complete



**Generator Gear Kit** is available as complete installation kit. Kits include gear, deflector nuts and proper pieces for application. 1932-57, 3-brush OHV, 14 teeth. **VT No. 32-0205**

32-0240  
Kit

### 1937-57 45 and UL Generator Gear Parts.

VT No.	OEM	Item
32-0550	31071-37	14 T Gear
12-1214	325	Gear Pin
32-0240	Kit includes Gear, Pin, Spring and Dust Shield	
32-0216	31035-31	Deflector



32-0218



32-0550



12-1185



12-1214



13-0165

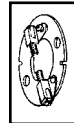
### Generator Gears Only.

VT No.	OEM	Tooth Use
32-0218	31070-30	14 Big Twin, 1936-57 Overhead Valve
32-0550*	31071-37	14 Big Twin, 1937-57 Side Valve
12-1185	327	Gear Pin
12-1214	325	Gear Pin, Replica
13-0165	31040-31	Gear Spring, 1930-57

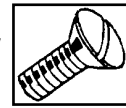
\*Note: With Slinger



**Generator Gear Puller** Center Cap use with claw type pullers. OEM# 95636-46.  
**VT No. 16-0638**



**Generator Brush Holder**  
**VT No. 32-0211**



**Pole Screw**  
**VT No. 9520-4**



32-1852



32-0232




32-0831



32-0268



32-0977



15-0287

### Generator Brush Holder. Includes springs.

VT No.	OEM	Item
12-0302	9005	Bearing, Rear
12-0303	9007	Bearing, Front
32-0191	—	Oil Retainer
12-0583	1210	10-32 - 5/8" Screw, 10 pk
32-0197	Positive	Brush Holder
32-0273	Negative	Brush Holder
32-0211	30385-32	Brush Holder, 3rd
2863-7	—	Negative Brush Holder
2126-12	—	Position Terminal Screw Kit
32-0166	30012-32	Frame Screw, pair
9520-4	30280-18	Pole Screw Kit
9520-4T	—	Pole Shoe Kit
12-0700	6743	.030 Armature Shim
12-0701	6743A	.060 Armature Shim
32-0216	31035-31	Oil Deflector
14-0112	30145-46	Seal
32-0223	30851-32	Armature (32E)
32-0268	—	Armature (32E)
32-0232	30425-32	Brush Set (32E)
32-0233	30425-51	Brush Set (52E)
32-1535	30206-32	Replica Field Coil Set (32E)
32-1852	30206-32	Field Coil Set (32E)
32-1237	—	Field Coil Set (32E)
32-1853	30201-52	Field Coil Set (52E)
32-0087	9900	Field Coil Wire Term.
32-0165	—	Generator Body
32-0831	—	End Housing
32-0834	—	Pole Shoe Set
32-0977	—	Pole Shoe Set
32-1538	Tag	Brass
Kits	—	—
32-1878	—	Tag Kit
32-0275	Tag	With brushes
32-1546	—	Kit
32-0265	—	Bearing House Kit
32-0215	—	Complete Generator
32-0165	—	Bearing House Kit
32-1546	—	Kit
32-1119	12v	32 E Complete
32-8116	12v	Generator Bearing Housing
32-1148	—	Bearing End House
32-0088	—	Generator Strap
32-0089	—	Generator Strap Screw Set
32-0092	—	Generator Fram
32-0195	—	3-Brush Generator Inner Oil Retainer
32-0196	—	Positive Terminal Screw with fittings

### Generator Gaskets

VT No.	James	OEM	Item
15-0217	15-1143	25811-11	Generator stud washer for 1911-85 FL, XL
15-0226	15-1021	30138-30	1937-48 Generator End Cover
15-0287	15-1022	30143-30	1930-57 Generator to Case
15-0586	—	Pair	1930-57 Generator to Case



31-3955



B

### Generator Mount Strap Chrome is for 3-brush type.

VT No.	#	OEM	Years	Model
31-3955	A	30025-30	1932-52	45 and Side Valve
31-3957	A	30025-36	1936-57	Big Twin Overhead Valve
49-0056	A	As Above	—	Parkerized
8214-7*	B	Mount Kit	All	Cadmium
9681-7*	B	As Above	—	Parkerized
31-1323	—	Kit	—	1936-57 OHV

\*Note: Includes screw, shims and washers.

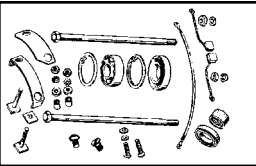
**Installation Instruction for VT No. 32-1852** 3 brush 32E field coils.  
**Regulating Coil:** Green and Black Wires. **Green Wire** to positive brush (relay) terminal. **Black Wire** to third brush swivel terminal.  
**Shunt Coil:** Red and Black Wires. **Red Wire** to negative brush terminal. **Black Wire** to light switch terminal.



32-0265



# 2-Brush Generator Repair



**Generator Rebuild Kit.** Complete as shown, all small parts necessary for rebuilding a 6 or 12 volt, 2-brush generator.  
**VT No. 32-0431**

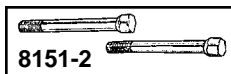
**2-Brush Generator Components** are available separately.

VT No.	OEM	Item
32-0164	30012-58	Bolt (2)
32-0234	30426-58	Brush Set
32-0231	29913-82	Brush Set, Hitachi
12-0581	7634	Terminal Nut
12-2120	30280-58	Pole Screw
32-0209	30350-58	6 Volt Brush Holder
32-0210	30450-66	12 Volt Brush Holder
13-0117	30453-58	Brush Spring, 10 pack
12-0303	9007	Gear End Bearing
12-0304	9007	Gear End Bearing (Open)
10-2553	30148-58	Brush End Cover Bushing
12-0319	9064	Brush End Cover Bearing
12-0902	11004	Front End Retaining Ring
14-0112	30145-46A	Shaft End Seal, 1958-81



## Generator Parts.

VT No.	Item	Years
32-0217	Oil Deflector	1958-81
32-0219	Washer	1958-69



## Generator Mounting Screws.

*For 1936-57 Big Twins Overhead Valves*

Chrome	Cadmium	Parkerized	Brush	Style
8151-2	8152-2	9679-2	3	Stock
8753-2			3	Allen

**Generator Screw Kit (Phillips) for 1950-54**

2097-2	2098-2	3	Stock
--------	--------	---	-------

*For Big Twin 1958-69 with Hex*

8153-2	8154-2	2	Stock
7113-2		2	Acorn
8754-2		2	Allen



## Chrome Generator Covers.

VT No.	Model	Years	Type
42-0414	2-Brush	1958-81	End
42-0522	Hitachi	1982-84	End
42-0406	2-Brush	1958-81	Body Wrap

## Tech Tip: 12 V Upgrade



Use HeliCoil 16-0920 kit to convert 12 volt generators with 5/16 - 24 thread to 1/4 - 24 thread to accept early mount bolt set.



**2-Brush Generator Gear Kit** is available as complete kit. Kits include 13-tooth gear, oil deflector, washer hex nut. Fits 1958-69 74 FL.

VT No.	Item	Fits
32-0204	Kit	BT
32-1363	Gear	Servi
32-0220	Gear	BT
32-1245	Spacer	5 pack



**Replica 2-Brush Field Coils** feature warp-free laminates and heavy copper core winding. Set is matched pair with lead.

VT No.	OEM	Type	Volt
32-0229	30201-58A	58/61	6
32-7599	30201-65	65	12
32-0434	2 Brush		12



**Generator Case Mount Gasket** fits 1958-69. 2-brush.

VT No.	Finish
15-0150	10
15-0565	2



**Generator End Brush Band** for 1966-80


2-Brush generators replaces 30475-66 with bolt.

VT No.	Finish
32-0199	Chrome
32-0200	Black



**Replica Generator Armatures** feature heavy copper windings on precision shafts with solid copper commutator. \*Note: Replica style.

VT No.	OEM	Volt	Model	Brand
32-0224	30851-65A	12	1965-69 FL	V-Twin
32-0225	30851-61	6	1961-64 FL	Accel
32-0226	30851-58	6	1958-60 FL	V-Twin
32-0222*	30851-65A	12	1965-69 FL	V-Twin



**Generator Terminal Nuts** replace 7634, on all generators 1930-up, (10 pack).

VT No.	Type
12-0572	Brass
12-0581	Steel with star washer



**Generator 2-Brush Hardware Kits** include gaskets and replacement hardware as shown.

**VT No. 32-0227**



**2-Brush Generator Terminal Kits** include nuts and insulators. Fits 1958-69.

**VT No. 2127-11**



**Generator 2-Brush Set** fits 1958-69

Replaces 30426-58.

**VT No. 32-0234**





# Battery Carrier



**Battery Carrier Kits** fit stock frames with bracket and Iso-Mounts included as required. All units are chrome except where noted. Order battery top cover and strap kit as noted separately.

VT No.	Model/Year	Cover Kit
42-9915	1965-69 FL	42-5516
42-9909	1965-69 Black	42-5516
42-9910	1970-79 FLH	42-5517
42-9911	1980-84 FLH	42-5517
42-9913	1971-78 FX, black	42-5515
42-9912	1973-79 FXE	42-5518
42-9917	1980-85 FXE	42-5518



Rubber Iso Mount has 1/4 - 20 threads on each end.

VT No.	Type	Quantity
28-0749	Hex	2
28-0636	Lord	2



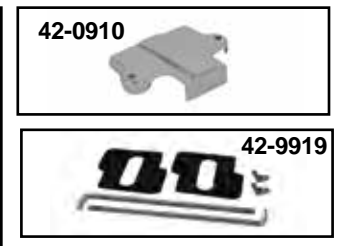
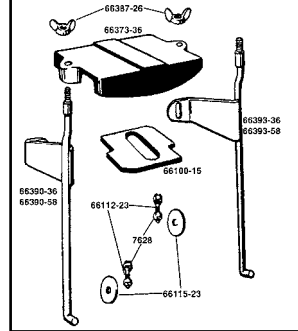


**Chrome Battery Carrier Brackets.**

VT No.	Year	Model
31-0187	1965-84	FLH
31-0940*	1965-85	FLH
31-0164	1973-84	FXE
31-4186	1971-78	FX

\*Note: Bright finish

## Battery Box 1936-64



**Battery Extension Box** houses 12 volt mini battery raising it to the height of the H-2 6 volt battery. Use in wrap around oil tank to regain original height so battery rods may be used. Kit includes black box, rubber pads, rods and chrome top. Order battery separately

VT No.	Item
42-9987	Kit
42-9916	Battery Box only
53-0505	Battery only 12N5.5A-3B
42-0910	Chrome Battery Top Only
42-9919	Chrome Rod Set
53-0791	Battery Box Top

**Replica 6 Volt Battery Hardware** fits 1936-64 Big Twins.

VT No.	Item	Note
42-1056	1936-64	Complete Kit
		Includes rods, top, pads & terminal hardware
42-1143	1958-64	Complete Kit
42-0760	Top Cover	Black
42-0762	Top Cover	Chrome
42-9918	1936-57	Rod Kit with replica with flags & pads
42-9940	1958-64	Rod Set, Bare Metal
12-0538	Wing Nuts	10 pack
28-0545	Pad Set	Set, Rubber
28-0593	Pad Set	Set, Foam, 1929-64 Big Twin and 45
42-1375	Cover	1958-64 FL



# Battery Side Cover



42-0010



42-0508



42-0501



42-0502



42-0505



42-0097



42-0714



42-0568



42-1164

## Battery Side Covers.

ChromeBlack  
1965-84 FLH

## Fits/Type

42-0010	1965-69 FL-FLH Ribbed
42-0508	1970-84 FL-FLH Ribbed
42-0499	1970-84 FL-FLH Smooth
42-0507	1970-84 FL-FLH Louvered
<b>1973-85 FXE-FXEF-FXS-FXB-FXWG</b>	
42-0502	Square View Holes
42-0501	Single Slot View Hole
42-0500	Louvered
42-0097	Louvered with Square View Hole
42-0714	Embossed

42-1164 Embossed 1991-95 FXD

42-0882 42-0569 Embossed 1991-95 FXD 6-7/8" long x 3-7/8

**1970-84 FX Kick Starter Only**

42-0505 Single Slot View Hole

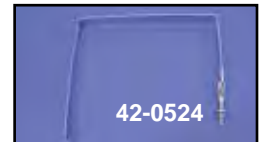
42-0003 Louvered

## Top Covers

42-0568 1997-2005 FXD

## Replacement Battery Straps

VT No.	Application
28-2217	1984-up FXST, FLST, 1980-up FLT, FLTC
42-0517	1970-85 FL, FLH
42-0515	1971-80 FX, Kick only
42-0524	1973-85 FXE, FXWG, FXSB, FXEF
42-0516	1965-69 FL, FLH



42-0524

**Chrome Battery Cover Kit** includes both top and side covers with correct stainless steel strap. Note style of side cover.

VT No.	Year	Model	Style
42-0542	1970-78	FX	Slotted
42-0543	1973-84	FXE-FXS	Square
42-0546	1970-84	FLH	Ribbed
42-0544	1965-69	FLH	Ribbed

# Top Cover



42-0510



42-0512



42-0511

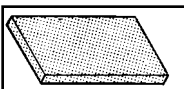
## Battery Top Covers.

Chrome	Black	Year	Model
42-0510	42-0570	1965-84	FLH
42-0512	42-0571	1971-84	FX
42-0511	42-0566	1973-84	FXE



**Battery Pad Kits** include bottom and cover pads. Electric start.

VT No.	Fits	Battery
28-0624	FL-FLH	H-12
28-0623	FXE	12N164B



**Rubber Battery Pad Set** replaces 66103-74 on FXE. Set can be cut down for smaller applications. VT No. 28-0539



**Replacement Battery Top Foam Pads**, sold as a 10 pack. VT No. 28-0626



42-5515



42-5516



42-5517



42-5518

## Battery Top Cover and Strap Kit.

Save time by ordering the proper cover and hold down strap, display packaged.

VT No.	Year	Model	Type
42-5515	1970-78	FX	Kick
42-5516	1965-69	FLH	Electric
42-5517	1970-84	FLH	Electric
42-5518	1973-84	FXE	Electric



**Battery Terminal Hardware Kit** includes pieces to simplify battery installations on FXE and late XL models.

VT No. 32-0235





# Battery



Note: Do not over fill, fill to cover top of plates only as per instructions provided. This battery vents through the caps. There is No Warranty on Leakage due to over filling.

**Replica 6 Volt Batteries** feature black cases and correct size terminals as original. Batteries are stock style without vent.

VT No.	OEM	Fits
53-0521	66006-29	H-2 with small post, 3/8" x 4 1/2" x 8 1/2"
53-0507	66006-29	H-2 with small post, 3/8" x 4 1/2" x 8 1/2"
53-0500		H-2 with large post
53-0520	66001-47	H-3 measures 4 3/16" x 3 9/16" x 5 3/8"
		K and XL
53-0529	4303-26	1930-36 VL, H-1, 3/8" W x 6 5/8" L x 6 1/2" H



## AGM Mini 12 Volt Battery

- Measures 4 1/2" Length x 2 1/4" Width x 4 1/4" Height.
- Factory Activated
- Maintenance Free

12 Volt	Item
53-0549	Battery
49-0795	Box Kit
6 Volt	Item
53-0570	Battery
49-1555	Box




All Batteries are dry charged and do not include electrolyte. Electrolyte (battery acid) is available at Tractor Supply stores.





**H-2 Battery** replaces 66006-29F for 1936-64 Big Twin 1929-63 45.

VT No.	Brand
53-0795	V-Twin Black does not include vent tube, vents through caps
53-0566	Plugs
32-1808	Ground Wire



**1926-64 6 Volt Battery Terminal Bolt Kit** with felt washers.

VT No.	Item
7615-4	Kit
7615-4T	Kit with pads
48-0822	Caution Tag



**6 Volt Universal Batteries.** Dry charged.

VT No.	Size	Length x Width x Height
53-0524	4 5/8" x 3 1/8" x 6 5/16"	
53-0514	4 3/4" x 3 1/2" x 5 5/8"	
53-0567	3 1/2" x 3" x 6 7/8"	
53-0849	214mm x 98mm x 114mm	

# Cables

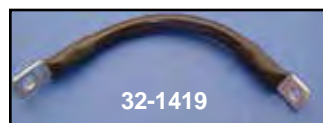


## Battery Cable Assortment.

Ground cable assortment is heavy duty replacement type, includes five pieces of the most popular numbers. VT No. 32-0317

**Replacement Battery Cables** are replacements of the originals with heat shielded terminal ends.

VT No.	OEM	Length	Fits/Ground
32-0311	70097-75A	10 3/4"	1982-84 FXR
32-0331	70186-82	8 1/2"	1982-92 FLT
			1987-up FXR
32-0314	70209-65A	8 1/2"	1967-85 FL
32-0313	70313-71	10 1/4"	1971-78 FX
Positive			
32-0310	70069-65B	15 1/2"	Solenoid to Battery and Starter
			1971-85 All FX, 1984-85 FXST
			65-85 FLH Positive to Solenoid
			82-88 FXR
32-0316	70069-83	15 3/4"	Solenoid to Starter
			1983-84 all FX,
			1984 FXST, 83-85 FLH



**Volt Tech Flexible Battery Cables** feature a 4 gauge cable manufactured with pure electrolytic-grade 36 gauge tinned copper strands for maximum current transfer and flexibility and a specially rated 125° C, oil and gas resistant, ultra-flexible translucent jacket in either black or clear.

Clear	Black	Length
32-1418	32-1419	7"
32-1400	32-1409	8"
32-1401	32-1410	10"
32-1420	32-1421	11"
32-1402	32-1411	12"
32-1403	32-1412	14"
32-1422	32-1423	15"
32-1404	32-1413	16"
32-1405	32-1414	19"
32-1406	32-1415	25"
32-1407	32-1416	30"
32-1408	32-1417	33"



# Battery

AGM's are:

- Completely Sealed
- Lock Bonded Plates
- Stainless Steel Terminal Bolts
- Exact fit



53-0547



53-0585



53-0536

**AGM Batteries.** The "Absorbed Glass Mat" Technology provides higher cold cranking amps, better rechargeability with longer overall life. Batteries are fully sealed for trouble free service in a black case.

**Note:** 1998 and earlier FX models require battery side cover, VT No. 42-0770 and a top cover, VT No. 42-0785 for FXD models.

VT No.	OEM	Years/Models
53-0547	65991-82B	1973-94 FX-FXR
	65991-75C	1984-90 FXST-FLST
		1983, 1999-2006, 1991-96 FXD,
		1979-94 FXR, FX
		1971-80 FLST,
		1979-92 XLH
53-0585	65991-75	1973-84 FXE
53-0536	66010-82B	1980-96 FLHR-FLHT-FLT
		1991-96 FLST
		1997-99, 2007-2009 FLST
		1998-2009 FL, FLH

**AGM Batteries Will Require Charging Before Installing.**

All Batteries are dry charged and do not include electrolyte. Electrolyte (battery acid) is available at Tractor Supply stores, nationwide.



**Battery Hardware,** bolt kit replaces 66000-80 bolt, nut, and spacer for 1973-up FXE-FXR.

VT No.	Item
37-8867	Nut, Bolt and Spacer, 5 pack
37-8933	Vent Clamp, 50 pack, 10067
32-0517	Vent Tube with Clamp

## Big Boar Battery



53-0700



53-0702

**Big Boar Batteries** have high cold cranking amps, and a replacement warranty. The 53-0700 battery is a totally sealed, maintenance free battery. Measuring 6 $\frac{7}{8}$  long x 6 $\frac{1}{16}$  high x 3 $\frac{3}{16}$  wide, and has been tested and proven on big inch and high compression engines. It has true 350 cold cranking amps.

VT No.	OEM	Fits	AMP
53-0700	65991-82	FX 73-86, FXR 82-94, Softail 94	350
53-0702		"Mini" 6" Length x 5 $\frac{1}{8}$ " T x 3 $\frac{1}{4}$ " Width	250

For custom application that have limited space. Starts larger engines but does not have a lot of reserve. Multi-positional.



53-0579



Champion

**H-12 Battery** fits electric start 1965-84 FLH, replaces 66006-65 and measures 8 $\frac{1}{8}$ " x 5 $\frac{1}{4}$ " x 6 $\frac{1}{2}$ "

VT No.	Brand
53-0532	Champion/Super Crank
53-0533	Champion (2)
53-0516	Yuasa
53-0579	Cap Set



53-0502



53-0517



53-0518



53-0505



53-0527

**12 Volt Battery** fits 1973-91 FXE-FXR, 1984-90 FXST-FXWG measures 7" x 4" x 6 $\frac{1}{4}$ ".

VT No	OEM	Item
53-0502	65991-75C	12N16-4B V-Twin, 16 amp
53-0517		Yuasa, Yumicron
53-0518		Yuasa CX 19 amp

**Custom application for Panhead-Knucklehead.** 4 $\frac{1}{16}$ " x 3 $\frac{9}{32}$ " x 4 $\frac{1}{2}$ ". Fits in 42-9916 Box

53-0505	12N5.5A-3B	V-Twin
53-0527	12N5.5A-3B	Yuasa

**1970-79 Kickstarter models**  
53-0504 12N7-4A

### Warranty and Adjustment Policy

This battery will be replaced without charge if found to be defective in materials or workmanship 6 months from date of over-the counter purchase. After 6 months but within 12 months of over-the counter purchase, the battery will be replaced and the purchaser charged only for the period of ownership based on the regular price at the time of return prorated over the number of months of warranty. This warranty is available through the dealer to the original retail customer and is not transferrable and is voided by the use of rejuvenators, improper electrolyte, neglect or abuse.





**Bendix/Keihin Carburetor Cover** is 3 bolt style and made of alloy.


**VT No. Style**  
**34-1293** Finned  
**34-1295** Rocket



**7" Round Air Cleaner Type.**  
**Chrome Black Type**  
**34-1372 34-0408\***Bendix/Keihin  
**34-0047** — Bendix  
**— 34-0407** 8"  
**34-0743** — Cover Only  
**34-0560** — Mount Bolts




**6" Chrome Dome**  
**34-0283** Keihin  
**\*Note:** Features Bobber Style Cover



**Teardrop Air Cleaners.** Order bracket set separately.  
**Pre-1987**

VT No.	Style
<b>34-0199</b>	S&S
<b>34-0532</b>	Eagle Spirit, Chrome, Bendix Keihin
<b>34-0544</b>	Eagle Spirit Gold
<b>34-0516</b>	Smooth Chrome
<b>34-0515</b>	Smooth Polished
<b>34-0520</b>	Smooth Chrome Steel
<b>34-0527</b>	Smooth Chrome with Flames
<b>34-0528</b>	Finned Chrome
<b>34-0631</b>	Slotted Chrome



**Individual Parts For Above Units**  
**34-0518** Chrome Cover only  
**34-0519** Bendix Keihin Backing Plate  
**34-1320** Bendix Backing Plate  
**37-8556** Chrome Three piece screw kit  
**34-0545** Eagle Spirit Chrome Cover only  
**34-0905** Uni-filter Element only  
**34-0916** Foam Filter Element  
**34-0251** Filter

**Brackets For Tear Drop Air Cleaners.**  
**34-0202** 1974-80 Big Twin Shovel



**Chrome Velocity Stack Kits** include 2.5" chrome stack and chrome support bracket. Fit stock Keihin or Bendix carburetors. Does not have a breather kit. Fit 1978-84 Shovelhead.

**VT No. 34-1125**

# Air Cleaner



**34-1292 Assembled**  
**Chrome Air Cleaner** with element fits Bendix and Keihin.  
**VT No. 34-1292**

**Chrome Air Cleaner Covers** fit S&S carburetor stock backing plate and filter, "bolt on" type.

Super E	Super B	Style
—	<b>34-0545</b>	Eagle Spirit Chrome
<b>34-0978</b>	—	Smooth (S&S)
<b>34-0707</b>	—	Skull
<b>34-0709</b>	—	Maltese



**Chrome S&S Super E Air Cleaners** are available as complete, or replacement covers only. Complete assemblies include backing plate which have built-in brackets to mount to Evolution heads.

VT No.	Item/Fits
<b>34-0978</b>	Assembly All Pre-Evolution engines
<b>34-1062</b>	As Above with Notched Cover for 5 Gallon Tanks
<b>34-0981</b>	Chrome Cover All Super 'E'
<b>34-1063</b>	As Above with Notched Cover for 5 Gallon Tanks
<b>34-1096</b>	S&S Backing Plate 1971-85
<b>34-0984</b>	Uni Filter Foam Air Filter Super 'E' Foam Type
<b>9980-3</b>	Chrome Allen Screw Set for S&S Covers



**S&S Air Cleaner.** Used on S&S Super 'B' or 'L' Series carburetor. Can be used on Tillotson Bendix, or Keihin carburetors for greater air flow.

VT No.	Item	Finish
<b>34-0039</b>	Air Cleaner complete	Chrome
<b>34-0519</b>	Backing Plate only	
<b>34-0905</b>	Uni-Element only	
<b>37-8556</b>	Cover screw set	Chrome
<b>34-0532</b>	Eagle Spirit Air Cleaner complete	Chrome
<b>34-0544</b>	Eagle Spirit Air Cleaner complete	Gold inlay
<b>34-0545</b>	Chrome Eagle Spirit cover only	



**Chrome Alloy Velocity Stacks.**

VT No.	Fits	Length
<b>34-1102</b>	S&S "E & G"	4"
<b>34-1107</b>	S&S "D"	4"
<b>34-1108</b>	S&S "E & G"	2.5"
<b>34-1103</b>	Bendix/Keihin	2.5"
<b>15-0885</b>	Bendix Gasket	
<b>34-1159</b>	Screen	



# Air Cleaner

**34-1292**  
**Assembled**

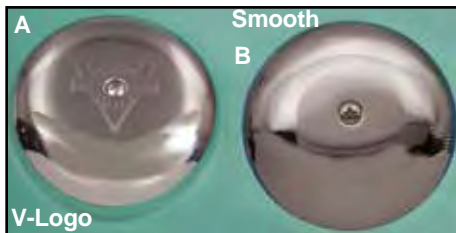


**34-1318**  
**Assembled**



**Chrome Air Cleaner** fits pre-1989 Keihin and Bendix carburetors. Includes chrome cover, element and backing plate. Round type is 7" with center screw. Order brackets separately as required.

VT No.	Style
34-1292	Chrome Smooth
34-0977	Foam Element only
34-1318	Black, smooth



**7" Air Cleaner** with center screw available with cover fits Bendix, Tillotson, Keihin and CV carburetors. Features breather tube, backing plate and 3" thick foam element.

Bendix #	Item
34-0505	A Bendix-Keihin three bolt
34-0547	B Bendix-Keihin three bolt
34-1841	Keihin, Black
34-1043	Bendix Backing Plate Only
34-1841	Keihin
34-0905	Uni Filter foam filter
34-0916	V-Twin Foam Filter
34-1277	Washable Filter
34-1041	7" Smooth Air Cleaner Cover
34-1042	7" V-Logo Air Cleaner Cover
<b>J Slot</b>	
34-0555	Eagle Spirit Cover Only
34-1442	J-Slot, World's Fair
34-0524	A Chrome Eagle Spirit
34-0905	A Foam Element only fits A



**Black Oval Air Cleaner Insert.**  
**VT No. 34-0432**



**34-0501**



**34-0040**



**34-0506**

**Air Cleaners** include elements.

Chrome	Black	Element	Fits
34-0501	34-1325	34-0079	Bendix-Keihin
34-0733	—	34-0079	S&S "E"
34-0040	34-1370	34-0078	Bendix-Keihin
34-0506	—	34-0079	Bendix-Keihin with Chrome Mesh
34-0732	—	34-0079	Round
34-0906	Foam Element for VT No. 34-0506 type		
34-0711	Foam Element for VT No. 34-0501, 34-0733 type		



**34-0510**




**34-0512**

**5 3/4" Chrome Air Cleaners** are for all Bendix and Keihin three bolt carburetors. Includes foam washable element, 2 1/4" thick.

VT No.	Item
34-0510	Drilled
34-0512	Smooth
34-0915	Element Only




**34-0526**



**8212-3**



**34-0475**



**34-0930**  
**Outside**

**Inside**



**8212-3**



**34-1248**

**Original Style Oval Chrome Air Cleaner** includes element, cover, screws and backing plate, fits Bendix and Keihin carburetors only.

VT No.	Item
34-0526	Complete Assembly, Bendix
34-0924	Complete Assembly, Keihin
34-0900	Element (Uni)
34-1248	Element (V-Twin)
34-0559	Cover only
34-0930	Backing Plate Only, Keihin and Bendix
8212-3	Cover Screws Chrome
2323-6	Mount Kit
34-0560	Mount Kit





# Air Cleaner & Filter




**Early Style Carburetor Breather Snoots** feature chrome cover without filter. Bendix Keihin and CV have three bolt pattern. CV requires use of 35-0125 for 2000-up Big Twins or 35-0122 for 1993-99 Big Twins.

**V-Charger™ Chrome Air Cleaner** features air scoop "blower" design and includes a built-in chrome screen and filter element.

VT No.	Type	Year	Model
34-0466	S&S	1966-91	Big Twin
34-0599	Bendix Smooth		
34-0620	S&S E Smooth		
34-1303	Skull		
34-1070	Filter		
34-0560	Mount Kit		

VT No.	Type
34-1046	Bendix-Keihin
34-1081	CV
34-1253	S&S 1986-90
34-1254	S&S 1991-06
34-0659	Cover Only
34-0273	Bendix Plate



**Maltese Carburetor Cover and Backing Plate.** Center portion of cross has a matte finish. Order filter and brackets separately.

Chrome	Polish	Carburetor Type
34-0608		Bendix-Keihin
34-0610	34-0880	S&S 'E'
34-1168	34-1168	Filter only
34-1130	34-1112	Cover only



**Chrome Maltese Air Cleaner Kit** includes backing plate, filter, cover and bracket as required to fit stock original carburetor. The center portion of the cover is matte chrome finish. Fits 1966-85 Big Twin.  
**VT No. 34-1149**

## Replica Air Filter



**Replica Paper Air Filters** feature original shape and styling for exact fit. Washable construction.

VT No.	OEM	Fits
34-0903	29255-78	1982-83 FXR, 1980-82 FLT, 1978-84 FX, FL, FLH (Foam)
34-0900	29036-72	1967-E75 FL FX (Foam)
34-0935	—	S&S Type, Round B Series
34-1176	—	S&S 'E' & 'G'
34-0251	—	S&S 'E' & 'G'
34-1248	29036-72	Washable



**Air Filters** are available in three types; K&N paper, Uni Filter foam and Accel 2-stage foam. All have screen insert.

K&N	Accel	Uni-Foam	OEM	Fits
<b>For Aftermarket Models</b>				
34-0960	34-0975	34-0905	—	S & S Super 'B'
—	—	34-0916	—	As Above, Import, S & S & 7" Round Style
34-1010	—	34-0984	—	S & S Super 'E' & 'G'
—	—	34-0906	—	34-0506, 34-0508
—	—	34-0915	29085-81	34-0510
—	—	34-0977	—	New Era
34-1009	—	—	—	Mikuni HSR-40 smooth bore
34-1078	—	—	—	Mikuni HSR 42/45 smooth bore
34-1040	—	—	29055-89	Screamin' Eagle Round
34-1066*	—	—	29025-88B	As Above, Oblong
34-1070	—	—	—	*Note: OE Brand Hyper Charger
<b>For Big Twin Models</b>				
—	—	34-0912	29288-83	1983-85 FLT-FLHT
34-0954	34-0970	34-0903	29255-78	1982-83 FXR, Late 1978-81 FX-FL
34-0953	—	34-0902	29036-75	1977-E78 FX FL
34-0952	34-0967	34-0901	29036-73	Late 1976-78 FX-FL
34-0951	—	34-0900	29036-72	1967-75 FX-FL-FLH
34-1248*	—	—	69036-72	1967-75 FL-FX Paper



# Super 'E' & 'G'



**S&S 1<sup>7</sup>/<sub>8</sub> & 2<sup>1</sup>/<sub>16</sub> Super 'G'** feature adjustable volume pump, enrichment device for ease of starting and a throttle spool assembly designed for late 2 cable operation. Supplied with tear drop air cleaner, mounting bracket and black fuel line. Super 'E' carburetor is approximately 1<sup>7</sup>/<sub>16</sub>" shorter than the Super 'B' carburetor, making installation length of the Super 'E' the same as stock. Can be used with 3.5 or 5.0 gallon Fatbob tanks. The 1<sup>7</sup>/<sub>8</sub>" is for street stock applications, 2<sup>1</sup>/<sub>16</sub>" for big bore and race use. Intake manifold clamps or flanges must be purchased separately when they are required.

## 1<sup>7</sup>/<sub>8</sub> 'E' 2<sup>1</sup>/<sub>16</sub> 'G' Fits

<b>35-0001</b>	—	Panheads, Knuckleheads w/O-Ring Manifold
<b>35-0002</b>	—	Pre-78 Big Twin with O-Ring heads
<b>35-0003</b>	<b>35-9201</b>	1978-84 Big Twin with Rubber band heads
<b>35-0013*</b>	—	As Above with Notched Air Cleaner for Five Gallon Tanks
<b>35-9355</b>	—	Rebuild Kit
<b>35-0995</b>	—	Jet Kit
<b>2596-13</b>	—	Screw Kit

**\*Note:** Does not include intake manifold & can be use on 1966-82.



**Quick Change Float Bowl Screws** for S&S Super models to facilitate jet changes by easy bowl removal. Includes four knurled screws with large slots in satin finish.  
**VT No. 35-0850**  
**VT No. 37-8901**



**Super E Carburetor Body Rebuild Kit.**  
**VT No. 35-0850**



**Carburetor Enricher** for S&S "B" carburetors.  
**VT No. 35-0371**



**Retrofit Fuel Line Kit** includes a pre-formed 17" x 5/16" black fuel line, needle and seat inlet assembly with 90° swivel fitting, hose clamps and a float bowl gasket. Fits Custom application for S&S Super E and G carburetors. **VT No. 35-0548**



**S&S Super 'E'** fits 1970-84 Panheads and Knuckleheads with O-Ring manifold.

## VT No. Item

**35-0001\*Kit**

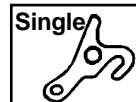
**35-0471** Carb Only

**35-1050** Carb, Black

**\*Note:** For plumber style heads use 7344-6



**Fits S&S Super 'B'**



**Accelo Bowls** for S&S carburetors. Accelo bowl accelerator pump/float bowl kits improve the performance of S&S Super B and D carburetors. Eliminates low end throttle hesitation & improves starting. **Note:** Some machining to carburetor body is required, complete instructions included.

## VT No. Use

**35-4571** Use on S&S Super 'B' & 'D' carburetors with two cable throttle control. 1982-up

**35-4572** Use on S&S Super 'B' and 'D' carburetors with single cable throttle control. Pre-1982

**35-0203** Pump for Above

**35-0934** Single Arm

**35-0362** Dual Arm

**35-0864** Bowl Only

**Replacement Float** fits all S&S Super B-E-G carburetors. For use with wire type needle and seat.

## VT No. Brand

**35-9189** VT

**35-9183** S&S



**Master Rebuild Kits.** Complete carburetor restoration for S&S Super B carburetors can be performed by using master rebuild kit. Float not included. Year refers to when carb was manufactured. 1983 and earlier has forked type floats.

## VT No. Year

**35-9142** 1983 and earlier S&S

**35-0204** 1983-up V-Twin

**35-0290** 1983-up V-Twin



**Throttle Shaft Kit** includes shaft, spring and stop for S&S "B" series carburetors.  
**VT No. 35-0981**



**Carburetor Body Rebuild Kit** is for 1-7/8" S&S Super B carburetors.  
**VT No. 35-0199**

# Support Brackets



**Chrome Air Cleaner Support Brackets** are for installing the custom round or teardrop air cleaners.

## VT No. Fits

**34-0205\*** 1967-84

**34-0202** 1966-84 Shovelhead

**\*Note:** For S&S air cleaners and carburetor support.



**Air Cleaner Support Brackets** fit 1<sup>7</sup>/<sub>8</sub>" S&S Super 'B' carburetors.

## VT No. Fits

**31-9918** All Adjustable type

**Air Cleaner Support Bracket** fits S&S Super 'E' & 'G' 1966-82 FL-FX.


**VT No. 34-0336**



**FX-FLH Air Cleaner Support Bracket** replaces 29018-71A. Fits 1971-84 FX-FLH Shovelhead models.

**VT No. 31-0128**





V-Logo



Logo Detail for NYWF



34-1359



34-1049



34-1034



34-0907



13-9167



34-1247



34-0624



34-1233

**Chrome J-Slot Air Cleaners** feature a unique four pin cover mounting, with internal spring to fit four bolt linkert types and include copper element. Available with smooth, V-Design or 1939 World's Fair logo from original 1939-40 accessory design to commemorate the fair.

7"

#### 7" Type

VT No.	Item
34-1049	Smooth, complete
34-1359	Bird, complete, left
34-1323	Smooth, Raw
34-1531	Bird, Right
34-1034	NYWF, Complete
34-1442	SS Complete
34-0499	Backing Plate only
34-0907	Copper Mesh only
13-9167	Spring only, Flat
34-0624	Backing Plate (Linkert)

#### Covers Only

34-1233	Bird Cover, Right
34-1308	Smooth Cover, Right and Left
34-1333	World's Fair, Right and Left
34-1247	Bird, Left
49-8320	Raw, Indian
34-1342	SS Cover



34-1308



34-1333



34-1531



34-1563

**Mesh Element.** Original type of woven copper replaces 29036-41, spring replaces 29040-41 on J-slot type.

VT No.	Type
34-1563	Copper Mesh Kit
34-0907	Copper Mesh Only with Core
34-0907	Copper Mesh Element
13-9167	Spring each



49-0377

**7" Air Cleaner Instruction Tag** fits round air cleaner covers.

VT No. 49-0377




49-0657



**Air Vortex** fits 4-bolt Linkert J Slot backing plates. Use smoother air flow. VT No. 49-0657

## 7" Linkert Air Cleaner




V-Logo

Smooth

**7" Center Screw Air Cleaner** for Linkert features steel backing plate with four mounting holes, chrome cover and foam element.

VT No.	#	Style	Type
34-0513	A	V-Logo Air Cleaner	Complete
34-1025	B	Smooth Air Cleaner	Complete
34-0543		Backing Plate Only	
34-1041		Smooth	Cover Only
34-1042		V-Logo	Cover Only
34-1380		Black Cover	Cover Only
34-0497		H-D	Complete
34-0712		Backing Plate	Replica
37-2096		Screws, 5 Pack	Chrome



34-0950



34-0904



34-0916



34-1277

#### Filters Only

34-0950	K&N
34-0904	Uni
34-0916	Foam
34-1277	Cycovator
34-1679	Foam



34-1679

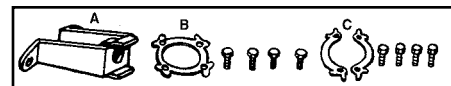


34-1045  
Installed



**Early Style Carburetor Breather Snoots** feature chrome cover without filter. Linkert four bolt types for Side Valve for Left Side mounting, Right Side, OHV Mount.

VT No.	Type
34-1079	SV
34-1045	OHV
34-0659	Cover
2611-8	Screws



34-0271

**Linkert Air Cleaner Mount Hardware Kits** include steel locks. Support bracket secures center screw cover to 4 bolt backing plate.

VT No.	#	OEM	Item	Year
34-0206	A	29050-56	Support Bracket	All
9017-5	B	29155-36	Screw Kit	1936-55
9682-5	B	29155-36	As Above, Parkerized	1940-55
9682-5T	B	29155-36	As Above, Parkerized	1940-55
7821-6	C	29060-56	Screw Kit	1956-65
7821-6T	C	29060-56	Screw Kit	1956-65
34-0271		Kit	Mount	1956-65
15-1581			Gasket	



# 6" Air Cleaner

34-1033



34-1050



34-1049



34-1055



34-0580



34-1004



34-0282



34-1465



## 6" Type Air Cleaner

VT No.

Item

- 34-1033 NYWF, complete
- 34-1050 Smooth, complete
- 34-1055 Smooth, complete (raw)
- 34-1004 Backing Plate only
- 34-1680 Backing Plate only, parkerized
- 34-1003 Copper Mesh Roll
- 34-1465 Copper Mesh Roll (4)
- 34-1840 Copper Mesh Insert
- 13-9245 Spring only, Coiled
- 34-0580 Replica Backing Plate with Copper Mesh
- 34-1530 Smooth Cover Only
- 34-0462 World's Fair Cover
- 34-1886 Smooth Chrome Cover
- 34-0047 World's Fair, Raw
- 34-0945S Smooth, Raw
- 34-0778 Smooth Dome Cover
- 34-0282 1936 Complete
- 34-1297 Rusty Kit

34-1297



49-0834



49-0834  
Installed



**Linkert Choke Cable Assembly** includes cable, knob and cable bracket, carb arm for carburetor and hardware. Fits cat-eye, two and three lite dash panels. Order **35-1065** choke shaft for OHV application.

VT No. 49-0834

EVERY 2000 MILES, OR OFTENER UNDER DUSTY CONDITIONS, REMOVE MESH PACK, WASH IN GASOLINE, DIP IN OIL, DRAIN, THEN REASSEMBLE.

**6" Air Cleaner Instruction Tag** fits round air cleaner covers.

VT No. 49-0643



6" Smooth J Slot Cover  
VT No. 34-0778



Raw World's Fair Cover  
VT No. 34-0047



Close-Up of "1939 World Fair" Logo



**Retro Oval Air Cleaner.**  
Fits 1971-1977 FX, 1971-1984 FL.  
VT No. 34-0961




**34-1388 Installed**

- 34-0956 Linkert Air Cleaner Adapter Plate  
FL 1941-1965
- 34-0990 Linkert Air Cleaner Backing Plate  
Fits: EL 1936-1952, FL 1941-1965, W 1941-1952
- 34-1312 Raw 6-1/2" Air Cleaner Cover "World's Fair"
- 34-1351 Linkert Air Cleaner Adapter Plate  
Fits: FL 1941-1965, W 1941-1952
- 34-1388 Linkert Teardrop Cover  
Fits: FL 1941-1965, W 1941-1952
- 34-1396 Linkert Diamond Air Cleaner Cover Kit  
Fits: FL 1941-1965
- 34-1397 Rodan Linkert Carburetor Cover Fits 1941-1965 FL.
- 34-1884 Parkerized Replica Linkert Backing Plate FL 1941-1955
- 34-1885 Parkerized Replica Linkert Backing Plate FL 1956-1965

34-1388



34-1396







# Linkert

CLASSIC



49-0631



49-0631



49-0633




49-0633

**Got a Bare Brass Linkert Body  
We Can Rebuild It!**



**You Tube**

**Watch Our Video!**  
[http://www.youtube.com/  
user/TeddCycle](http://www.youtube.com/user/TeddCycle)



VT No.  
60-0188

Linkert  
M74

VT No.  
60-0148



**Linkert Rebuild Service.** Parts  
billed separately as required.



**Linkert Hand Tool Tap, sold each.**

Thread	VT No.
10-32	16-1400
12-24	16-1401
1/4 x 40	16-1402
5/16 x 18	16-1403
5/16 x 32	16-1404
Kit	16-1405



49-0635



49-0635



35-0082



49-0398



49-0635

**Replica Linkert Carburetor** is completely assembled with all  
internals with brass body. **\*Note:** Without throttle arm.

VT No.	Model	Type	Year
49-0631	M88	45 SV	1941-52
49-0266*	M88	45 SV	1941-52
49-0633	M51L	Big Twin SV	1937-48
49-0398*	M51L	Side Valve	1936-48
35-0082	M74	Big Twin	1948-65
49-0635	M51	Big Twin SV	1937-48
35-1350	Bonn	Indian Chief	1935-53
48-0926	Can		



**49-0635 Installed on Knucklehead Motor**



**29-1115  
Installed**



# Linkert

## Linkert Stuff Cad!



### Linkert Throttle Levers.

Brass	Cadmium	OEM	Fits	Year
35-0795	35-9081	27252-37	SV	1936-52
35-0796	35-0784	1238-36	OHV	1936-47
35-0797	35-0780	27260-40	OHV	1941-47
	35-9081		OHV	1941-47
	35-0753	27260-48	Throttle Lever	
	35-0984	27260-37	Throttle Lever	
35-0341			Screw Kit	



### Cadmium Plated Linkert Components.

VT No.	Item
8902-4	Carburetor Bowl Lock Nut
2681-4*	Plug and Screw Kit <b>Note:</b> Brass finish
2658-5	Carburetor Throttle Lever Wire Block
35-0781	Needle Valve Lever
2598-1	Needle Valve Lever Screw
2695-5	Low Speed Needle
2643-2	Needle Valve Lever Spring with collar
35-0782	High Speed Needle Valve, 27297-27
35-0781	Needle Valve Lever, 27395-27

### Linkert Carburetor Parts.

35-0345	Nylon Bushing Kit
35-0474	Throttle Shaft
35-0582	Float Bowl with flat top
35-0693	Throttle shaft
35-0723	Manifold Spigo
35-0746	Bombsight Venturi
35-0829	Throttle Disc
35-0836	1-1/2" Bombsight Venturi Kit
35-0925	Hardware Kit
35-0936	DC-2 Carb
35-1000	Needle Valve Lever
35-1287	SV Choke Disc Kit
35-9114	Linkert Choke Lever
35-0016	Flanders Linkert Carb Bracket
15-0298	S&S Float Bowl Gasket
15-0453	Linkert Carb to Manifold Gasket
15-0547	Carburetor to Manifold Gasket
15-1294	Linkert Carburetor Gasket Kit
35-0283	L'Series Carburetor Assembly
34-1352	Backing Plate





Linkert Patch.  
VT No. 48-1343



### Linkert Snap Throttle Kit.

VT No.	Kit	Throttle Only
36-0934	1/4 Turn	35-0782
36-0947	Standard	35-0071

# "L" Series




### "L" Series Parts.

VT No.	Item
13-0932	Idle Screw
35-0287	Jet Kit
35-0303	Air Bleed Jet
35-0656	Throttle Shaft
35-0657	Throttle Door
35-0658	Spring
35-0659	Kit
35-0660	Screw
35-0663	Main Nozzle Dis. Tube
35-0752	Arm
35-0762	Dual Bowl Mount
35-0664	Throttle Arm

35-0788	Bowl Dual Kit
35-0840	Sub Assembly Kit
35-0977	Body
35-0980	Bowl
35-0981	Carb Throttle Return Spring Kit
35-0998	Throttle Arm & Door
35-1673	Choke Door Kit
35-1703	Fixed Jet
35-0965	Jet Kit
35-1280	Complete Carb "L"
35-0939	Shaft

# Mikuni Carb



**45" Mikuni Carburetor Kit** includes 34mm Mikuni Carb, Adapter Flange to fit 1936-52 Stock Manifold 27024-36, Anderson style 1" twist grip assembly, air cleaner and cable. Order VT No. 49-0207 manifold separately.

VT No.	Item
35-0107	Carburetor Complete Kit
49-0207	Replica Manifold
34-0534	34mm Air Cleaner
34-0521	Cleaner Adapter
48-0671	Mikuni Parts and Information Manual



48-0671





**Linkert Overhaul Kit** is complete with hardware. Includes needle and seat, float, bushings, springs, float pin and gaskets for 1933-65 models.

- | VT No.  | Item                          |
|---------|-------------------------------|
| 35-0563 | Kit with cork float           |
| 35-0501 | Kit with Linkert M foam float |
| 35-0552 | Kit with black foam float     |
| 35-0666 | Kit with foam float           |
| 35-9175 | Kit with brass float          |
| 35-0790 | Kit                           |
| 35-8009 | Kit without float             |
| 35-4573 | Brass float only              |
| 35-0514 | Cork Float Only               |
| 35-0745 | Foam Float Only               |
| 35-0502 | Needle and Seat (Viton)       |
| 35-0545 | Needle and Seat (Steel)       |
| 14-0926 | Gasket for Above              |
| 15-0622 | Gasket Kit, 3 and 4 Bolt      |
| 15-0545 | Gasket Set                    |
| 15-0420 | Gasket Set, 3 Bolt            |
| 15-1102 | As Above, James               |
| 15-0629 | Gasket Kit, 3 Bolt            |
| 15-0304 | Bowl Gasket, 1936-51, 5 pack  |
| 15-0321 | Bowl Gasket 1952-65           |
| 15-0232 | Bowl Nut Gasket               |
| 15-0262 | Spacer                        |
| 35-0341 | Screw Kit                     |



**Linkert Bomb Site Venturi** fits all 1½" brass Linkerts. Venturi press tool. VT No. 16-1037 included.

VT No.	Type
35-0851	Alloy
35-1070	Brass



**Linkert Venturi Press Tool Kit** to remove and install Venturis in brass Linkert carburetor bodies.

VT No.	Brand
16-1037	VT
2701-6	Colony
16-1405	Tool Set



**Linkert Carb Black Paint.** VT No. 41-0144



**1957-66 Linkert DC Carburetor Gasket Set** includes bowl and body gaskets, sealing washer, small springs and screws.

VT No. 15-0628

# Linkert Carburetor



**Linkert Complete Carburetor Hardware Assembly Kit** includes all parts except body. Kit includes parts pictured.

**VT No. Model/Size Rebuild Service**

- |                     |      |     |         |
|---------------------|------|-----|---------|
| 35-0079             | M74  | 1½" | 60-0148 |
| 35-0078             | M88  | 1¼" | 60-0188 |
| 35-0342             | M88  |     | 60-0188 |
| 35-0081             | M88I | 1¼" | 60-0147 |
| 35-0045             | M51L | 1¼" | 60-0144 |
| 35-0046             | M51  |     | 60-0143 |
| 35-0049             | M35  | 1½" | 60-0146 |
| 35-0190             | M18  | 1"  | 60-0145 |
| 35-0038             | M18  |     |         |
| 35-1941             | M41  | 1½" | 60-0188 |
| <b>Bore Service</b> |      |     | 60-0122 |
| 60-0195             |      |     |         |
| 60-0345             |      |     |         |



**1933-65 Linkert Foam Float and Needle Valve Assembly.**

**VT No. Needle**

35-0537	Viton Tip
35-0000	Stainless Steel

**Linkert Carburetor Overhaul Kit.**

- | VT No.  | Item                  |
|---------|-----------------------|
| 35-0873 | 1¼" (Nitrophyl float) |
| 35-9194 | 1½" (Brass float)     |
| 35-0553 | 1½" Kit               |
| 35-0944 | 3 Bolt Type           |
| 35-0341 | Screws                |



**Early Float** features full Armstrong Foam Construction and original shape which accepts stock screw and shoulder nut. They cannot leak and are not affected by leaded or unleaded gas. VT No. 35-0745




**Replica Cork Float** includes bolt. VT No. 35-0514



**1967-70 Tillotson Carburetor Gasket and Hardware Kit** includes 27806-66 gasket, 27816-66 diaphragm, two 27689-61 idle and intermediate adjuster screw spring, 27706-66 throttle shaft spring, 27691-66 throttle lever stop screw spring and six diaphragm cover screws.

- | VT No.  | Item  |
|---------|---|
| 35-0223 | Kit   |
| 35-0229 | Kit with Accelerator Pump, Intermediate Adjuster Screw, Needle and Seat |
| 35-0226 | Needle and Seat   |
| 35-0224 | Intermediate Adjuster Screw   |
| 13-9215 | Inlet Valve Lever Spring  |
| 13-9216 | Idle Adjuster Spring  |
| 13-9217 | Throttle Lever Stop Screw Spring  |
| 13-0230 | Throttle Shaft Spring   |
| 35-0262 | Adjustable Jet Kit  |
| 35-0225 | Pump Assembly Kit   |





# Linkert



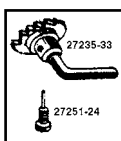
**Float Bowl Assembly** includes bowl, foam, nitrophyl float, arm and needle seat.

VT No.	Item	Fits
<b>35-1452</b>	<b>Kit</b>	OHV
<b>Note:</b> Drain Screw in float bowl		
<b>35-1460</b>	<b>Kit</b>	OHV
<b>35-1455</b>	<b>Kit</b>	Side Valve
<b>35-0281</b>	<b>Brass Bowl</b>	
<b>35-0551</b>	<b>Lock Nut</b>	Chrome
<b>35-0853</b>	<b>Lock Nut</b>	Zinc



**Linkert Choke Rod Kit.** Choke rod and lever assembly used on all Overhead Valve Big Twins with linkert style carburetor.

VT No.	OEM	Year
<b>35-0872</b>	Lever	1936-37
<b>35-0534</b>	Kit	1938-47
<b>35-0506</b>	Kit	1948-65
<b>35-9138</b>	27244-48	Rod 1948-65
<b>35-0486</b>	27244-40	Rod 1941-47



**Choke Lever.**

VT No.	OEM	Item
<b>35-9134</b>	27235-33	Lever, Side Valve
<b>35-9323</b>	27288-33	Lever, WLA
<b>35-9135</b>	27251-24	Screw
<b>35-0952</b>		Thumb
<b>49-4133</b>		Indian



**1941-65 Overhead Valve Big Twin Carburetor Support Brackets** are replica for linkert carburetors. Replace 27431-41.

VT No.	Year	Finish
<b>31-0194</b>	1941-53	Chrome
<b>9009-5</b>	1941-53	Parkerized
<b>9010-5</b>	1954-65	Parkerized (Pictured)



**Float Bowl. Oversize Bean Pot Style.**


VT No.	Fits
<b>35-0281</b>	1936-52 W
<b>35-1286</b>	1948-65 FL, EL



VT No.	OEM	Fits	Size
<b>35-0958</b>	27280-34	1"	STD #12
<b>35-0492</b>	27280-51	M74 1 1/2"	STD #9x
<b>35-0827</b>	27280-51A	M74 1 1/2"	.005 O.S.
<b>35-0828</b>	27280-51B	M74 1 1/2"	.010 O.S.
<b>35-0862</b>	27280-51C	M74 1 1/2"	.030 O.S.
<b>35-0679</b>	27280-40	1 1/2"	STD #12
<b>35-0861</b>	27280-40A	1 1/2"	.035 O.S.
<b>35-9061</b>	27280-24	1 1/4"	STD #13
<b>35-0860</b>	27280-24A	1 1/4"	.030 O.S.



**Linkert Venturi Tool.**  
VT No. 16-1037




**Linkert Carburetor Parts.** 15-0262 is a 4 bolt insulator spacer. The 35-0504 throttle conversion kit fits 1941-65 Overhead Valve models to use snap throttle. The 7158-2 adapts flexible hose to carburetor fitting.

VT No.	#	Note	Item
<b>35-0504</b>	A	—	Throttle Conversion Kit
<b>7158-2</b>	B	—	Carburetor Fitting
<b>15-0262</b>	C	4-Hole	Carburetor Spacer
<b>35-0885</b>	C	3-Hole	Carburetor Spacer




**Carburetor Cable Block** attaches inner choke or throttle cable to throttle arm. Includes throttle cable block, screw and cotter pin.

VT No.	Type
<b>35-0207</b>	Replica
<b>2658-5</b>	Cadmium
<b>2664-5</b>	Oversize



**Parkerized Carburetor Support Brackets** are replica for linkert carburetors.

VT No.	#	OEM	Year/Model
<b>9011-5</b>	A	1110-33	1930-38 SV Big Twin
<b>9012-5</b>	B	1110-39	1939-48 SV Big Twin
<b>9013-4</b>	C	27432-36	1936-55 45



**Venturis for Linkert.** These precision machined aluminum venturis are made to exacting tolerances.

VT No. Venturi Model/Size

**1" Carburetor Bore Series**

**2328-1** 7/8" M4, M11, M16, and M18

**1 1/4" Carburetor Bore Series**

**2332-1** 1 1/16" M2, M5, M21, M51, M52, M55, M58, M64, M65, M84, M97

**2822-1** As Above but .025" O.D.

**2334-1** 1 1/8" M41L, M51L

**2340-1** 1 5/16" M88, M90, M641

**35-0479** 1 5/16" M88

**35-1395** 1 1/8" M51-L

**35-1391** 1 1/16" M51

**1 1/2" Carburetor Bore Series**

**2336-1** 1 1/8" M61B, M61, M36A, M36, M35 and M35T

**2710-1** As Above but .025" O.D.

**2338-1** 1 5/16" M74B, M74, M45A, M45

**2818-1** As Above but .025" O.D.

**35-0949** 1 1/2" Bomb Site

**35-0734** 1 1/2" M51 Bomb Site Alloy

**35-0491** 1 5/16" M74B

**35-0953** 1 1/4" Bomb Site

**35-0884** 1 1/8" Special

**Venturi for Linkert Carbs, Indian models**

**2465-1** 41-48 Chief M-6, M-341, M-343, and M-34

**2467-1** Chief 80" M-350, M-352 and M-Bonn







# Bird Deflectors



**34-1883  
Installed**



34-0649

## Linkert Bird Deflectors.

**VT No. Type**

- 34-0443** Rocket
- 34-1203** Antique chrome
- 34-1240** Oval Bronze Shield
- 34-1341** Teardrop
- 34-1381** Roth, smooth
- 34-1383** Oval Finned
- 34-1384** Roth Style Fins
- 34-1883** Spoon
- 34-0649** Set of 6



35-0469



35-0954

## Carburetor Turbulator or Atomizer for Linkerts bolts to 4 bolt brass carburetors.

**VT No. Item**

- 35-0469** Turbulator
- 35-0954** Atomizer



**34-1296 Installed**



34-1296

## Carburetor Scoop Bolts to 4-Bolt Linkert Carburetors. Fits 1941-65 FL, 1936-52 EL, 1936-52 G.

**VT No. Finish**

- 34-1360** Polished Kit
- 34-1296** Polish
- 15-0145** Gasket Kit



**34-1301 installed  
with 34-1341 chrome 1940 style plain emblem**



34-1341



34-1301


## Linkert Teardrop Carburetor Cover Kit includes a mount base with hardware and tank emblem shaped cover. As seen on 1947 Knucklehead!

**VT No. Item**


- 34-1301** Complete Kit
- 34-1341** Mount




**34-1203  
Installed**



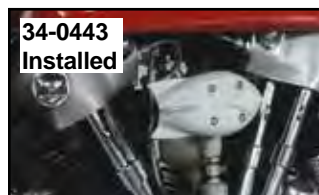
**34-1384  
Installed**



**34-1383  
Installed**



**34-1381  
Installed**




**34-0443  
Installed**



**34-1240  
Installed**

Linkert Detent Ball Tool will fix ball and spring for detent on needle and choke. **VT No. 16-0564**



**34-1034 Installed**



34-1359

## Chrome Air Cleaner Assembly includes backing plate and element for left side.

**VT No.**

- 34-1034** Assembly
- 34-1359** Assembly
- 34-0907** Copper Mesh Element
- 34-0499** Backing Plate

**Side**

- World's Fair
- Bird

## Cover Only

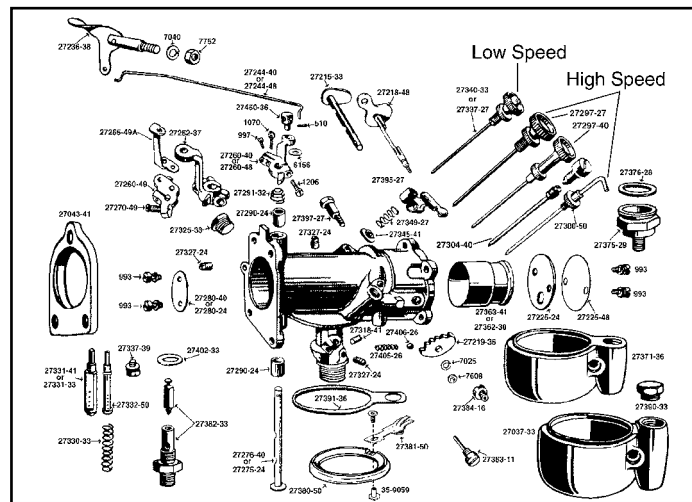
- 49-8320** Smooth, Raw Right and Left
- 34-1333** World's Fair, Chrome Right and Left



# Replica Linkert Carburetor Hardware



VT No.	OEM	Item
35-0482	27037-33	Early Float Bowl
35-0541	27043-41	45" WLA Spacer
35-0511	27215-33	Choke Shaft, 45" and SV BT
35-1254	27218-36	Choke Shaft OHV
35-1065	27218-48	Choke Shaft OHV
35-0488	27218-36	Choke Shaft BT 1936-47 All
35-0493	27219-36	Air Intake Shaft Stop
35-0940	1232-24	Choke Disc
35-9251	27225-24	Choke Disc, 1930-47 1 1/2"
35-0489	27225-48	Choke Disc Big Twin
N/A	1238-33	Lever VL 1933-36
35-9081	27252-37	Lever, ULH and 45", 1935-48
35-0483	27260-40	Lever, 1940-47 Overhead Valve
35-0797	Cadmium	Lever, 1940-47
35-0445	1238-36	Lever, 1940-47
35-0784	Cadmium	Lever, 1940-47
35-0495	27260-49A	Throttle Lever Bracket BT
	27265-49A	With arm, Set
31-1257		Arm Only
13-9241	27270-49	Lever Screw Spring
35-9062	27275-26	Throttle Shaft, 1"
35-9060	27275-24	Throttle Shaft, 1 1/4"
35-9152	27276-40	Throttle Shaft BT, 1 1/2"
35-9192	27276-40A	Throttle Shaft BT, 1 1/2"
35-0958	27280-34	Throttle door, 1" #12
35-9061	27280-24	Throttle door, 45", 1 1/4" #13
35-0860	27280-24A	Throttle door, 45", 1 1/2" O.S. +0.30
35-0679	27280-40	Throttle door, 61", #12
35-0861	27280-40A	Throttle door, 61", 1 1/2" O.S. +0.25
35-0492	27280-51	Throttle disc (9-X) BT 1 1/2"
35-0862	—	Throttle disc Oversize +.030
10-0742	27290-24	Shaft Bushing Set
35-0473		Nylon Shaft Bushing Set
13-0157	27291-32	Shaft spring
35-0999	27297-27	HS Needle Valve
35-9098	27297-27	HS Needle Valve, 45", BT
35-9109	—	As Above, Oversize
35-9045	27297-30	HS Needle M-18
35-0460	27298-40	HS Needle, WLA, Fixed
35-0475	27297-40	HS Needle Valve 1940-49 Big Twin
35-9055	27300-50	HS Needle Valve 1950-65 Big Twin
35-0395	27304-40	Linkert Needle Valve Lock Screw
35-9121	27318-41	1941-43 45", 1941-54 Big Twin Fixed Jet
35-9122	27318-50	1951-65 Big Twin Fixed Jet #18
35-9125	27318-51	1951-65 Big Twin Fixed Jet #19
35-9064	27325-33	Idle Body Plugs 5/16", 5 pk
2681-4	27325-33	Idle Body Hole Plug Kit, Brass finish
35-0524	27327-24	Idle Passage Plug, 5 pk
35-0554	27327-24	Idle Passage Plug Set
13-0156	27330-33	Nozzle Spring, 10 pk
35-0481	27331-33	Main nozzle SV 1933-53



## Linkert Choke Shaft Kits.

VT No.	Fits
35-1281	1 1/2" M74B
35-1282	1 1/4" M51, M88
35-1285	1 1/2" SV

35-0478	27331-40	Main nozzle OHV 1940-51
35-0494	27332-50	Main nozzle Big Twin, 74B
35-1066	—	Main nozzle, Bomb site
35-9056	27337-27	Low Speed Needle Valve, All
2695-5	27337-27	Low Speed Needle Valve
2695-5T	—	As Above, V-Twin
2696-5	27337-27	Low Speed Needle Valve
35-0477	27340-33	1" Low Speed Needle Valve
2707-5	27340-33	1" Low Speed Needle Valve
2708-5	27340-33	1" Low Speed Needle Valve
35-9051	27345-41	Spring collar
13-0158	27349-27	Needle Valve Spring
35-0479	27362-30	1 1/16" Venturi (45's)
35-0491	27363-41	1 1/16" Venturi (M74B)
35-1452	Kit	Bowl Assembly
35-0546	27371-36	Bowl (Late)
35-0490	27371-36	Float Bowl
35-0482	27037-33	Early Float Bowl
35-0824	Brass	Float Bowl, Early
35-0825	Brass	Float Bowl, Late
35-0241	—	Late Float Bowl Pins
8901-4	27375-29	Lock Nut, Chrome
8902-4	27375-29	Lock Nut, Cadmium
15-0232	27376-28	Nut Gasket
35-9065	27377-39	Bowl Drain Screw
15-0761	—	Washer for Above
35-4573	27380-50	Brass Float
35-9153	27381-50	Replica Float Lever
35-9053	27381-50	Float Lever
35-9059	—	Nut Plate and Screw
35-0502	27382-33	Needle and Seat
35-0545	—	Needle and Seat
35-0822	27382-33	Needle and Seat Replica
35-0833	—	Viton Needle and Seat Replica
35-9063	27383-11	Float Pivot Pin with Caps
35-9326	27383-11A	Float Pin with Caps
35-9047	Kit	Float Pin and Cap Set
35-0250	27390-33	Bowl Valve Cover Cap
15-0534	—	Cap Gasket
15-0304	27391-36	Bowl Gasket
35-9052	27395-27	Needle Valve Lever
35-0781	Cadmium	Needle Valve Lever
35-9054	27397-27	Valve Lever Shoulder Screw
13-0159	27405-26	Choke Detent Ball Spring
35-9070	27406-26	Detent Ball
35-0207	27450-36	Cable Block End





VT No.  
35-0220  
Installed



**Keihin and CV Idle Screw** allows for easier adjustment by hand.  
VT No. 35-0220



**Keihin Allen Screw Kit** includes chrome allen screws as required on 1976-89.  
VT No. 35-0206



35-9172



35-9176



35-9279

**Deluxe Carburetor Kits** include pieces shown for 1976-89 Keihin carbs.

VT No. Type  
35-9172 Stock  
35-9176 Viton  
35-9279 Replica



**Plastic 90° Keihin Carburetor Fitting** replaces 27371-76. VT No. 40-0534



**Accelerator Pump Kit** improves throttle response on 1979-88 type Keihin carburetor models with a greater volume of fuel from the pump circuit. VT No. 35-9050



**Keihin Adjustable Main Jet.** Fully adjustable for maximum tuning efficiency.  
VT No. 35-0369



**High Flow Fuel Inlet** replaces broken fuel inlet to the carburetor bowl for modified engines. Fits all Keihin carburetors (Butterfly and CV) 1976-up Shovelhead, Evolution and TC-88.

VT No. 35-0134



**Slow Jet Screw Driver** facilitates removal of Keihin slow jets with no damage to jet.  
VT No. 16-0546

## Keihin Carburetor



35-1972



35-0179

**ThunderJet Accelerator Jet and Accessories** mounts in all Bendix-Keihin, S&S, Flowmaster, Tillotson, and CV carburetors. Choke must be deleted for use. Works on Venturi vacuum principle as third jet. Extra jets included.

VT No. Type  
35-1972 ThunderJet Bendix Keihin, S&S E series  
35-0179 ThunderJet for S&S G and D carburetor  
35-9244 Replacement Fuel Tube



**Keihin Low Speed Jets** fit 1976-89 Keihin carbs, except CV.

VT No.	OEM	MM
35-0297	27896-79	.65
35-0294	27894-78	.68
35-0296	27897-78	.72
35-0295	27382-77	.75
35-0299	27348-77	.88
35-0298	27348-76	1.00

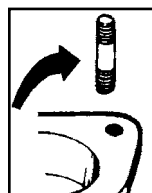


**Keihin Main Jets.**

VT No.	OEM	MM
35-0357	27419-76	1.65
35-0358	27418-76	1.70
35-0359	27417-76	1.75
35-0361	27416-76	1.80



**Needle Jet Seat Cutter** eliminates gasoline seepage from around the needle jet. Creates a smooth and concentric seat. VT No. 16-0095



**Carburetor Mount Stud Sets.**

VT No.	OEM	Years	Size
12-2099	33298-65	1965-77	5/16 x 1 1/2
12-2126	24824-67	1967-70	3/8 x 2
12-2110	29254-78	1978-89	5/16 x 1 1/4

## Carb Kit



**Eliminator II SU Carburetor Kit** includes upswept polished manifold and float bowl and a shortened dome to fit Evolution engine with a 3.5 or 5 gallon tank. Upswept manifold design creates as much as 20% horsepower gain while smoothing out performance over the entire RPM range. Also allows leg clearance when using 5 gallon tanks because the carburetor is tucked in close. Kits include chrome leveling bracket, manifold, necessary mounting bolts, push pull throttle bracket and installation instructions. Fits 1966-84 Shovelhead.

VT No. 35-0050



**Mikuni HSR 42 Carburetor Kit** for 1970-84 Big Twin models. \*Note: Includes carburetor, manifold and air cleaner assembly. VT No. 35-9118

**SU Carburetor Replacement Parts**

VT No.	Application
35-4551	Rebuild kit for Eliminator SU carburetor
35-4554	4 1/2 oz piston return spring (red)
35-4555	8 oz piston return spring (silver)
35-4556	12 oz piston return spring (green)
35-4557	Standard (BBX) tapered needle
35-4558	Slightly leaner (BBT) tapered needle





# Bendix Carburetor Kit



**Bendix Carburetor Kit** fits Shovelhead engines 1966-84 FX and FL. Kit includes 38 mm Bendix carburetor with adjustable main jet, throttle handle with grips, cable with bracket and 7" round logo air cleaner with support. Kit also includes seal adapters to use on pre-1978 O-ring heads.



**Bendix Carburetor** has 38mm Venturi and 40mm throat. Complete with choke, accelerator pump, and built-in return spring. This complete unit bolts onto all Big Twins from 1971-75 as stock replacement.

VT No.	MM	Type	Cable	Finish
35-0021	38	Fixed	Single	Cast
35-0060	38	Adjustable	Single	Cast
35-0022*	40	Adjustable	Dual	Cast

\*Note: A new choke cable bracket and cable/knob assembly will need to be fabricated for installation on Big Twins 1983-88 and 1986-89 XL.

## Bendix Carburetor Replacement Parts.

VT No.	OEM	Item	B
35-0507	27630-71	Float	Facet
35-4577	27645-71	38mm Float bowl	Facet, Plain
35-9250	—	40mm Float bowl	Facet, Plain
15-0147	27646-71	Bowl gasket	10 pack
35-0203	27762-71A	Pump	V-Twin
35-9132	27389-71	Pump boot	Accel
13-9242	27659-71	Float Pin Spring	10 pack
35-0424	—	Float Needle	38mm
35-0425	—	Float Needle	40mm
35-0533	—	Idle Jet Tube	
12-2557	27271-71	Throttle Stop Screw	
13-9223	27613-71	Throttle Stop Screw Spring	



**Idle Adjusting Screw** allows for the ease of adjustment with the "T" handle design.

VT No. 35-0221



**Dell'Orto Pumper Air Cleaner Flat Adapter** allows use of Bendix air cleaners. VT No. 34-1060



**Dell'Orto Spigot Carburetor Adapter** has an O-Ring seal with steel flange. VT No. 35-9076




**38 mm Dell'Orto Spigot Carburetor** has an o-ring seal on spigot.

VT No. 35-0238

VT No. Year Model  
35-0099 1966-84 Shovel

## Carburetor Flange Gaskets

VT No.	Type	Fits
15-1092	Flange	1965
15-1085	Flange	1971-1973



**Bendix Repair Kit** is complete as shown including accelerator-pump for all 38 and 40mm, stock or adjustable jet carburetors. replaces 27132-71.

VT No.	MM	Brand
35-4570	38	Facet
35-0201	38	V-Twin
35-9164	40	Facet



**Adjustable Main Jet Conversion Kit** fits all Bendix carburetors.

VT No.	Item
35-0202	Jet Kit
16-0865	Jet Tap 3/32" — 32, Some early carburetors require drilling and tapping for jet installation.

## Bendix Main Jets.


VT No.	OEM	Size
35-9143	27651-75	.095
35-9144	27652 75	1.00
35-9145	27653-75	1.05
35-0198	27654-75	1.10
35-9146	27655-75	1.15
35-9147	27656-75	1.20
14-0520	O-ring	10 pack



**Chrome Allen Screw Kit** is for Bendix 38 and 40mm carburetors. Includes bowl screws. VT No. 37-0506



**Air Cleaner Support Brackets** to fit S&S Super 'E' and 'G' on 1966-82 FL-FX. VT No. 34-0336




**Dell'Orto Pumper** features adjustable accelerator pump and choke. Kit includes throttle assembly, cable, grips, air cleaner adapter and carburetor adapter to fit side valve three bolt manifolds.

VT No.	Item	Model
35-0059	38mm Kit	Side Valve
35-0053	38mm Kit	Panhead
35-0030	38mm Kit	Shovelhead
35-0031	40mm Kit	Shovelhead
36-2550	Replacement Throttle Cable	for 38 and 40mm
35-0386	Primary Jet	#45
35-0945	Emulsion Tube	#262

**DELL'ORTO**



# Linkert Intake Manifold



**Complete  
Manifold Kit** fits  
1955- 65 BT.  
VT No. 35-0373



**"Rubber Band" Type Intake Manifold Conversion Kit** for 1940-54 Knucklehead and Panhead eliminates troublesome intake manifold leaks common to Knucklehead and Panheads with worn and distorted "plumber" style manifold components.

VT No.	Item
7314-9	Complete Kit contains cast manifold, two conversion nipples, two nipples to cylinder head seals, two nipple to manifold seals, two rivets and four carburetor mounting screws
7315-3	Manifold only (Colony Alloy)
35-0124	Manifold only (Replica Steel)
7344-6	Steel Conversion Nipple Kit, 1940-54 OHV 74
7627-4	Aluminum Weld-in Nipple Kit only

**1940-54 Big Twin Overhead Manifold Kit** is constructed of cast iron and includes brass seals, nuts, screws and gaskets to fit Knuckle and Panhead models.

VT No.	Item
35-0043	Replica Kit, Complete
7104-2	Seal Set
35-0826	Kit Nut/Seal
2905-2	Brass OS Seal Set
7103-2	Chrome Nut Set
7614-4	Cadmium Nuts, with Seals
9718-4	Parkerized Nut Set
9718-4T	Nuts
10-0471	Inserts
15-0262	Insulator Only
35-0692	Intake Manifold Nut Set
35-0735	Intake Manifold Brass
15-0535	Gasket
<b>1936-39 61" 3 Bolt</b>	
35-0064	Manifold Only 1936-39
35-0547	Manifold Only, Nickel
35-0048	Nickel Manifold Kit
35-0346	Cadmium Manifold Kit
35-0863	Brass Seals/Parkerized Nut Kit
15-0539	Insulator Kit
35-0885	Spacer



**Panhead Manifolds.**

VT No.	Type
35-0106	S&S
35-0941	1 7/8"
35-8017	Spigot
35-0103	Bendix-Keihin

**Intake Manifold Nipples** have threaded inserts, sold each. Screws into head.





VT No.	Fits	Models
7119-2	1940-54	Overhead Valve 74
10-0471	1940-47	Overhead Valve 74, pair
10-0472	1948-54	Overhead Valve 74, pair
2230-6	1948-54	Overhead Nipple Bolts
2636-10	1937-47	Nipple Pin
11-1211	1948-54	Nipple Pin



Nuts	Finish
8012-2	Chrome
9702-2	Parkerized
8007-2	Cadmium
9702-2T	Parkerized

Seals
8006-2
8006-2
8006-2
8006-2T



**Linkert Carburetor Mount Screws.** Carb to manifold, 4 pack.

Cadmium Chrome	Prkrzd	OEM	Type
8159-8	8158-8	9672-8	27422-39 Short
8930-8	8929-8	9664-8	47248-48 Long

**Note:** Long is for use with insulator block



**Manifold Wrenches** large type, heavy duty for shop use.

VT No.	OEM	Size	Use
16-0110	94537-26	1 7/8"	45" Manifold
16-0112	94538-30	2"	SV Manifold
16-0109	94538-48	2 1/8"	BT Manifold



**Linkert to Bendix Adapter** mounts to 3 or 4 bolt stock manifold to allow use of Bendix or Spigot carb.

VT No.	Type	To
35-0113	4 Bolt	Bendix
35-0216	3 Bolt	Adapter Kit
35-0117		Spigot Rubber
35-0234		Carb Needle and Seat
35-0343	3 Bolt	Spigot
35-0344	4 Bolt	Spigot
35-0271		3 Bolt Kit





# Intake Manifold 1966-84



35-0085



35-0084

**Stock Intake Manifolds** are of cast alloy as original.

VT No.	Fits	Type
35-0085	1966-77 FX	O-Ring
35-0084	1978-84 FX	Flat Seal



35-8016



35-9136

**Spigot Manifold** for 1966-84 Shovelhead, and 1957-84 XL for accepting 38-40mm Mikuni or Lectron carburetors. Order rubber adapter separately.

VT No.	Item
35-8016	Manifold
35-9136	Rubber Adapter

**S&S Manifolds** are replacements for all S&S B& E 1 $\frac{1}{8}$ " Super carburetors or can be used as stock replacements.

VT No.	Year	Type
35-0101	1966-77 Big Twin	O-Ring
35-0109	1966-77 Big Twin	.200 longer cylinder
35-0102	1978-84 Big Twin	Flatseal
35-9184	1978-84 Big Twin	.200 longer cylinder



**CV Carburetor Adapter** adapts HSR-42 Mikuni or CV carburetor to two bolt manifold. Use spigot seal VT No. 14-0180. Fits two bolt early style. **VT No. 35-9150**



35-0140

**CV Carburetor Adapter and Bracket Kit** with choke mount cable for 1971-84 Shovelhead. Includes necessary hardware for installation. Fits 38 or 44mm.

**VT No. 35-0140**



**Linkert Drill Service Kit** as original. Full instructions for this on our website.

VT No.	Item
16-0563	Kit
16-1406	Linkert Carburetor Idle Slot Tool

## Dash Mounted Choke Control



Taps used on Linkert.  
Taps for Body are:

1. #10-32
2. #12-24
3. 1/4 -40
4. 5/16-18
5. 5/16-32



15-0141

**Manifold Spacer** replaces 29250-78 on 1971-88 models.  $\frac{3}{8}$ " thick.

VT No.	Item
15-0141	Stock Spacer, each
15-0142	Gaskets, Non-beaded
15-1144	Gaskets, Beaded
15-1019	Spacer Kit, James (1 $\frac{3}{4}$ " inner diameter) Stock
15-1162	Spacer Kit, James (1 $\frac{3}{16}$ " inner diameter) Custom



**Carburetor Spacers** for S&S are available in 1" or  $\frac{3}{8}$ " thickness for spacing out 1 $\frac{1}{8}$ " carburetors on models with five gallon tanks.

VT No.	Size
35-0105	1"
35-0086	$\frac{3}{8}$ "
14-0957	Super 'E' Carburetor Base, O-Ring



35-9136



35-0117



35-0194



35-4574



35-9162



35-0098



35-0088

## Carburetor Adapters.

VT No.	Carb Size	Type
35-9136	36-45 mm	Spigot Rubber
35-0117	42-42 mm	Spigot Rubber
35-0194	40-44 mm	Spigot Rubber
35-4574	36-38 mm	Flange Adapter
35-9162	40 mm	Flange Adapter
35-9340	42 mm	Flange Adapter
35-9341	46 mm	Flange Adapter
35-0098	38 mm	2 Bolt Adapter with rubber
35-0088	38 mm	2 Bolt Adapter



35-0411

**1966-77 Intake Manifold Rings** update early style O-Ring intake manifolds or cylinder heads to late style flat band type seals. Available for stock or stroker .200 taller cylinders. Set includes four standard and two stroker rings.

VT No.	Type	Quantity
35-0411	Adapter Rings, Stock	10
35-0412	Stroker Rings	10
35-0429	Set	

YouTube



**Watch Our Video!**  
<http://www.youtube.com/user/TeddCycle>





# Mikuni Carburetor



**Mikuni HSR 42 Carburetor Kit** for 1970-84 Big Twin models. \*Note: Includes carburetor, manifold and air cleaner assembly. **VT No. 35-9118**



**Mikuni Carburetor Kits** 38mm for all FL-FX. Includes air cleaner, carburetor, manifold adapter, hose clamps, main and pilot jet assortment and throttle cable. Fits 1966-up Shovelheads, 1957-up Sportster, Note: 1948-65 must use VT No. 35-0103 Manifold not included in kit.

**VT No. Item**  
**35-0010** Complete Kit  
**34-0567** Air Cleaner  
**36-0105** Cable  
**35-0071** Throttle Handle Assembly

## Intake Manifold Clamp



**V-Twin's 360° Power Intake Clamp** is full stainless steel which features a "floating bridge." Closes the gap under the "T" bolt for total 360° wrap around seal. The best available sold as a set with O-Rings or seals.

VT No.	Power	Type	U/M
<b>35-0415</b>	<b>35-0449</b>	1955-77	O-Ring Kit
<b>35-0409</b>	<b>35-0448</b>	1978-84	Flat Seal Kit
<b>14-0519</b>		1957-77	O-Rings 10 pack
<b>14-0113</b>		1978-85	Flat Seals 10 pack



**Intake Clamp Update Kit** for 1967-84 models. Kit includes manifold rings, Silicone seals and stainless clamps. Use to update early intakes to late style seals or when intake flanges are damaged on early heads.

**VT No. 35-0436**



**1978-84 Intake Clamp Set** includes four pieces of single use clamp, installed by VT No. 16-0050 tool.

**VT No. 35-0419**



**Stock Style Intake Clamp Sets** include O-ring or seals for proper year and feature fillister or allen screws as original. Available in chrome or stainless.

VT No.	Year	Finish	Screw
<b>35-0408</b>	1955-77	Chrome	Allen
<b>35-9177</b>	1955-77	Stainless	Fillister
<b>35-0410</b>	1978-84	Chrome	Allen
<b>35-0418</b>	1978-84	Stainless	Fillister




**Polished Stainless Intake Manifold Clamps** are strong yet easy to install. Fit all 74" 1955- Early 78 and Sportster 1957 Early 1978 models with O-rings.

**VT No. Item**  
**35-0407** Clamp Kit  
**14-0519** O-Rings 10 pack




**V-Twin Style Intake Clamps** are two piece type polished brass or chrome.

VT No.	Years	Type	Finish	Note
<b>35-0406</b>	1955-77	O-Ring	Chrome	No Seals
<b>35-8026</b>	1978-84	Flat Seal	Chrome	No Seals
<b>35-0193</b>	1957-77	O-Ring	Brass	Seals
<b>35-0192</b>	1978-84	Flat Seal	Brass	Seals



**Intake Manifold O-Rings and Seals.**

James	VT No.	Year	Type
—	<b>14-0519</b>	1955-77 FL	O-Ring
<b>14-0626</b>	<b>14-0113</b>	1978-85	Flat Seal
—	<b>14-0924</b>	1978-85	Flat Seal Red Silicone






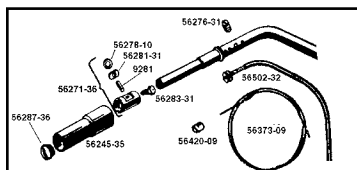


**Replica Intake Clamp Set** features fillister head screws.

VT No.	Year	Finish
<b>35-0417</b>	1955-56	Cadmium
<b>35-0439</b>	1957-76	Cadmium
<b>35-0443</b>	1957-76	Zinc
<b>35-0440</b>	1977-84	Zinc




# Internal Throttle Part



**Throttle Control Parts** listed fit 1936-48, except noted.

VT No.	OEM	Item
49-0150	56271-36	Plunger, Complete Kit, each
9505-2	3316-36	36-48 Big Twin Plunger only, pair
49-2005	56245-31	Spiral
49-0956	56276-31	Screw, 10 pack
7626-2	56287-36	Cadmium End Nut, pair
7626-2T	56287-36	Cadmium End Nut, pair
7625-2	3330-31	Cadmium End Nut, pair
8923-8	9261	Pin
	56281-31	Kit for
	56278-10	Two Sides
12-1156	9281	Throttle Pin, 4 pack
49-0240	56278-10	Collar, Throttle
49-2049	56278-10A	Collar, Throttle, 1910-72
36-0950	56502-32	Outer
36-0953	56379-09	Wire
49-0156	56283-31	Wire Screw, 10 pack
49-0950		Throttle Wire End, 1936-48
36-0954	56420-09	Wire End, 10 pack



**Throttle Spirals and Cable Kits** include all internal parts for years listed. The 1936-48 type features chrome throttle spirals. Grips are not included.

VT No.	Years	Sides	Throttle Type
36-0481	1936-48	2	None
36-0498	1936-48	2	Push
36-0497	1949-53	2	Push
36-0499	1954-73	2	Push
36-2551	1954-73	1	Push
36-2574	1954-73	1	Pull



**Handlebar Spirals.**

VT No.	OEM	Years	Type
49-0227	3312-16	1916-34	Push, Chrome
49-2005	56245-35	1935-48	Push, Chrome
49-0857	Set	1935-48	Push, Chrome
49-2065	—	1935-48	Push, Oversize
49-1571	1/2 Turn	1935-48	Push
49-0087	—	1936-48	Pull
49-0650	56220-48	1949-53	Push
49-0662	—	1949-53	Push, Oversize
49-0158	56220-53	1954-70	Push
49-0911*	56220-58	1971-74	Throttle Pull
49-1324	Flanders		Push
49-1371	Flanders		Pull
49-1578	1/2 Turn		Pull

\*Note: Reverses direction on 1954-70 throttle

724



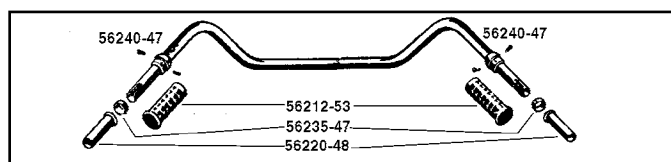
**Inner and Outer Throttle Spark Casing Assembly.**

VT No.	OEM	Years	Type
49-0801	Set	1932-48	Replica Set
36-0907		1936-48	54" includes inner
36-0950	56502-32	1932-48	Outer, Vinyl
36-2579	56502-32	As Above	Cotton braid
36-2578	—	1909-31	Outer Nickel Plated
36-0958	3743-09	1909-31	Nut for Above
36-0951	56528-49	1949-53	Outer Vinyl
36-0956	—	As Above	Cotton braid
36-0979	—	1949-53	Cotton braid Set
36-0960	Set	1954-59	Cotton braid Set
36-0952	56502-54	1954-72	Outer Vinyl
36-0953	56373-09	1917-72	Inner Wire Set
36-0954	56420-09	1909-48	Wire End
36-0139	—	1936-71	Wire Pull



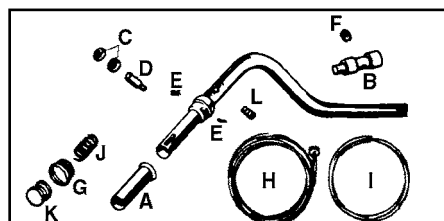
**Carburetor Cable Block** attaches inner choke or throttle cable on Linkert and Bendix carburetors. Includes screw and cotter pin.

VT No. 35-0207



**Throttle Control Parts** range from 1917-72.

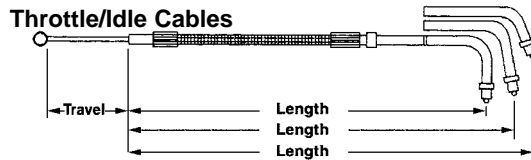
VT No.	OEM	Item
49-0650	56220-48	Grip Spiral
49-0651	56235-47	Grip Retainer, 2 pack
49-0652	56240-47	Grip Screws, pair
49-0653	56391-49	Plunger, each
36-0951	56528-49	Outer Control Casing
49-0956	56276-31	Cable Plug Screws, 10 pack
36-0953	56373-09	Inner Wire Set
36-0497	Kit	Above Parts, both sides
36-0073		Inner Wire Set



**Throttle Control Parts** range from 1917-72.

VT No.	#	OEM	Item
49-0158	A	56220-53	Spiral, Push
49-0911	A	56220-58	Spiral, Reverse, Pull
49-0159	G	56288-53	Zinc Plug, pair
9214-2	G	56288-53	Cadmium Plug, pair
8924-8	C and D	56278-10	Roller and Pin
		9261	Kit
49-0161	E	2594	Screw
49-0162	F	3207	Screw
49-0163	B	56400-53A	Plunger
9514-2	B	56400-53	Plunger
36-0952	H	56528-49	Outer Casing
36-0953	I	56373-09	Wire
13-0215	J	56216-53	Spring
28-0625	K	56239-53	Grip End Plug, Zinc, pair
49-0956	L	56276-31	Screw, Handlebar Plug
36-0499			Kit includes All Parts Above for Both Sides





# Throttle Cable

**Big Twin Throttle/Idle Cable Assemblies** Throttle/Idle Cable Assemblies are available in black vinyl or braided stainless covering with correct end fitting for each application, also available in overstock length. Assemblies unless noted.

V-Twin Stainless	V-Twin Black	Barnett Stainless	Barnett Clear	Barnett Black	OEM	Length/Fits
—	—	36-1500	—	36-2460	56389-74	Stock 1974-75 All
—	—	—	—	36-0107	—	+6" Extension As Above
—	—	36-1501	—	36-2461	—	+8" Extension As Above
36-0901	36-0102	36-1502	—	36-2462	56313-76	Stock 1976-80 All
—	36-0103	—	—	—	—	+6" Extension As Above
—	36-0357	36-1503	—	36-2463	—	+8" Extension As Above
—	—	—	—	36-0948	—	+12" Extension As Above
36-0903	36-0101	36-1504	—	36-2464	56324-81	Stock 1981-89 FX-FLH-FXST-FLST Throttle Cable
—	—	36-1505	—	36-2465	—	+8" Extension As Above
—	36-2558	—	36-0636	—	—	+12" Extension As Above
36-0902	36-0100	36-1506	—	36-2466	56323-81	As Above, Stock Idle Cable
—	—	36-1507	—	36-2467	—	+8" Extension As Above
—	36-2557	—	—	—	—	+12" Extension As Above
—	—	—	—	36-2468	56328-81	Stock 1981-89 FLT-FLHT Throttle Cable
—	—	—	—	36-2469	56327-81	As Above, Stock Idle Cable



**Barnett Carburetor Conversion Throttle/Idle Cables.** Order by carburetor and throttle type. For use with stock type Push-Pull Throttle handles except as noted.



Mikuni Carburetors, 38 and 40mm	Stainless	Stainless	Black	Length	Cable
Clear Coat	—	36-1542	36-2493	38"	Throttle Unv., Single
—	—	36-1543	36-2494	46"	Throttle Unv., Single
—	—	36-1544	36-2476	38"	Throttle 1976-80 Single
—	—	36-1545	36-2541	43"	Throttle 1981-95 Single
Mikuni HS40	—	36-1546	36-2543	41"	Throttle 1981-95
—	—	36-1547	36-2542	41"	Idle 1981-95
Mikuni HS 42/45	—	36-1550	36-2585	36"	Throttle 1981-95
36-0667	36-1551	36-2586	37"	Idle	1981-95
Keihin	—	36-1554	36-2477	38"	Throttle Unv., Single
—	—	36-1555	—	46"	Throttle Unv., Single
S&S Super 'B' or Bendix	—	36-1556	36-2474	37"	Throttle 1976-80
S&S Super 'E' & 'G' and Screamin' Eagle	—	36-1563	36-2545	38"	Throttle 1981-95
—	—	36-1564	36-2544	38"	Idle 1981-95
Dell'Orto Pumper	36-0670	—	36-2550*	40"	Throttle Unv, Single
Dell'Orto Dual Throat	—	—	36-2581	39"	Throttle 1981-95
—	—	—	36-2582	39"	Idle 1981-95
Universal Throttle Cables by V-Twin	36-0905	—	—	30"	Ball and Barrel Ends
—	—	—	36-0104	43"	Barrel End
—	—	—	36-0112	60"	Barrel End
—	—	—	36-0105**	38"	38mm Mikuni Ball End

\*Note: Two elbows

\*\*Note: 90 degree elbow fitting



**Chrome Throttle Cable Support Bracket.** for all Twins with Bendix carburetor. Replaces 27459-74.  
VT No. 35-0208



**Black Matched Stock and Idle Cable Assemblies** with 45 degree elbow fittings for Big Twins.

Stock	+8"	Years	Model
36-0860	36-0863	1981-89	Softail, FLH



**Stainless Steel Braided Cable Set** by M&M features clear coating for throttle and idle applications and 45 degree elbow fittings.

VT No.	Year	Model	Length
36-0855	1981-89	FX-FLST	Stock
36-0868	1981-89	FX-FLST	+8"
36-0114	1982-95	S&S	42"
36-0115	1982-95	S&S	54"



**Spiral Chrome Throttle Cable** in stock length. Fits 1976-80 throttles.  
VT No. 36-0511



**Clear Coated**



**Barnett Clear Coat Braided Stainless Throttle Cable Sets** include throttle and idle cable.

VT No.	Year	Model	Length
36-0832	1981-95	S&S Super E,G, Screamin' Eagle	33"
36-0830	1981-95	S&S Super E,G, Screamin' Eagle	38"
36-0832	1981-89	FX, FLH, FXST, FLST	Stock
36-0833	—	As Above	+ 8"

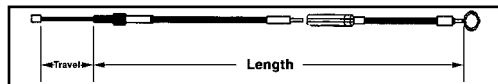


**60" Chrome Cable Wrap** is a classic 1950's style dresser trim item. Inner diameter size noted. Sold each.

VT No.	Size
36-0520	5mm
36-0521	6-7mm
36-0525	8-11mm



# Clutch Cable



Clutch Cable




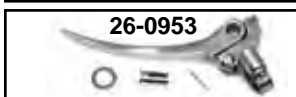
**Big Twin Clutch Cable Assemblies** feature heavy duty construction designed for reliability and longer service. Assemblies are available by V-Twin or Barnett in black vinyl or braided stainless covering.

V-Twin Stainless	V-Twin Black	Barnett Stainless with Clear Coat	Barnett Black	OEM	Fits	Length
36-0500	36-0400	36-1526	36-2355	38618-52	Stock 1952-67 Big Twin with mousetrap	31"
—	36-0401	—	—	—	+4" Extension. As Above	35"
—	—	36-1527	36-2356	—	+8" Extension. 1952-67 Big Twin	39"
36-0502	36-0402	—	—	38618-68	Stock 1968-83 Big Twin, 1984-85 FXST, 1986 FXWG	52.56"
—	36-0403	—	—	—	+4" Extension. As Above	56"
36-2521	—	—	—	—	+8" Extension. As Above	60"
—	36-2536	—	—	—	+12" Extension. As Above	64"
—	36-0411	36-1528	36-2496	38618-68	Stock 1968-83 Big Twin, 1984-85 FXST, 1986 FXWG	51.625"
—	—	—	—	—	Nylon Lined Small Diameter Casing	—
—	—	36-1529	36-2497	—	As Above	59.75"
—	36-0398	—	—	38618-68	Stock 1968-83 Big Twin, 1984-85 FXST, 1986 FXWG	52.25"
—	—	—	—	—	Extreme duty 1/2" diameter type	58.25"
—	36-0399	—	—	—	+6" Extension As Above	—
—	—	36-0692	36-2359	38599-80A	Stock 1980-82 FLT-FXR-FXRS 1/8" Cable	57.75"
36-8058	—	—	—	38599-80B	Stock 1980-82 FLT-FXR-FXRS	55.44"

## Handle Assembly




**Clutch and Brake Lever Assemblies** include cable pin. Available chrome or polished with 3/8" or 5/16" hole sizes for cable entry. **Note:** VT No.



**Complete Replica Lever Assemblies** include slotted lever bushing as original with small hole for brake or clutch.

Complete	VT No.	OEM	Finish
26-0954	26-2127	45002-41	Chrome Complete, Brake
26-0953	26-2126	45002-41	Polish Complete
26-0950	—	—	Polish Brake
26-0951	—	—	Chrome Brake
26-0957	—	—	Polish Brake



### Ball End Stainless Style Assemblies

26-0522	Ball End	5/16" Complete
26-0152	Screw	Polish
26-0779	3/8" Hole	Polish

### Lever Components

26-2192	—	Chrome Stock Lever Only
26-0542	—	Lever Clamp Strap
8819-4	45031-41	1941-64 Pin and Nut, Cadmium
26-0506	45033-49	1949-64 Lever Bushing with cotter

### Hand Lever Pivot Pins for brake and clutch sides.

VT No.	OEM	Item
8819-4	45031-41	1941-64 Pin and Nut, Cadmium
26-0507	45031-65	1965-81 Pin and Clip, 10 pack
26-0544	—	1965-81 Pivot Pin Set with grease fitting
12-0939	11036	Retaining Ring for Above, 10 pack
26-2129	45032-82	Pin, each
12-0944	11143	Retaining Ring for Above, 10 pack



26-2129



**Chrome Clutch Cable Bracket** bolts to engine bolt to route cable away from cylinder heat, and align cable to clutch arm. Fits 1980-86 5-speed.





VT No. 31-4040



**Brake Cable Clamp** is a universal style clamp. VT No. 26-0508



**Cable Clamps** are to hand lever for emergency or permanent use. Easy to install .460" diameter. (Pair) VT No. 26-0509



### Lever Pins/Bushings

VT No.	OEM	Item	U/M
26-0505	45036-68	1965-72 with bushings	10
26-2138	45039-68	Nylon bushing	25
26-0506	45033-49	1949-64, with cotter	5
26-2130	45036-82	1982-87	10





**Throttle and Cable Kits** include grips, throttle idle and Barnett throttle cable with ends attached as pictured for S&S 'E' and 'G' carburetors.

**VT No. Item**

**35-9246** 38" Complete Kit

**35-0212** Handle and Grips only

**S&S Super 'E' & 'G' and Cables for Dual Stock Type Throttle Handles.**

Stainless	Black	Length	Type	Years
—	<b>36-2464</b>	33"	Throttle	1981-95
<b>36-0635</b>	<b>36-2466</b>	33"	Idle	1981-95
—	<b>36-2545</b>	38"	Throttle	1981-95
—	<b>36-2544</b>	38"	Idle	1981-95



**Chrome Throttle Clamp and Tube Sets** feature smooth design, upper and lower pieces with screws and nylon throttle tube, for single or dual cable applications. Sets are for use with 1982-up type cables.

**VT No. Type**

**35-0253** Single

**35-0254** Dual

**Radii Billet Throttle** accepts single 1982-95 throttle cable.

**VT No. 35-0255**



**Chrome Throttle Housing** custom design for single cable operation.

**VT No. 36-0151**



**Dual Billet Throttle Housing** for use with idle and throttle cable.

**VT No. 36-0564**



**Universal Throttle Sets** feature chrome housing with adjuster and metal twist tube. All use universal single cable.

**VT No. # Item**

**35-0232** Single Handlebar Throttle without grips

**35-0213** B 1" with plastic grips and cable

**28-0215** Barnett left side grip

**36-0104** Cable only, barrel end only, 43"

**36-0112** Cable only, barrel end, 60"

**36-2538** Handle ferrule with nut

**35-0071** A 1" with Anderson rubber grips

**28-0116** Grips for above

**35-0347** Anderson Kit"

**35-0779** ¼" Turn Throttle

**35-0214** C 7/8" with Plastic grips and cable

## Throttle Cable Kit



**Throttle Kits** available in single or dual units with or without grips and chrome end plugs.

**VT No. OEM Type**

**Single 1974-80**

**35-0215\*\*** 36500-74 Kit with two grips

**35-0700** Single Throttle Cable Assembly

**35-0070\*\*** As Above As above with bracket


**35-0211\*** 56500-74 Throttle only

**35-0210** 56397-74 Adjuster only

**35-1364** Black Housing

**\*Note:** Includes nylon tube with chrome clamps

**\*\*Note:** Includes chrome end plug.



**Dual 1981-up (Push-Pull).**

**VT No. OEM Item**

**35-0237** 56395-81 Kit with grips

**35-0212\*\*** 56395-81 Kit with grips

**35-9352\*\*** 1981-89 Kit with black cables

**35-9350** 1991-95 Kit with black cables

**35-9149\*** 56324-81A Throttle Handle Only

**35-9218** 56396-74 Friction Spring for above

**\*Note:** Includes nylon tube with chrome clamps.

**\*\*Note:** Includes chrome end plugs.



**Nylon Throttle Tubes.**

**VT No. Type Year**

**35-9073** Single 1976-81


**28-1981** Dual 1982-95

**35-9870** Dual 1996-up

**35-9871** Throttle by Wire 2008-up

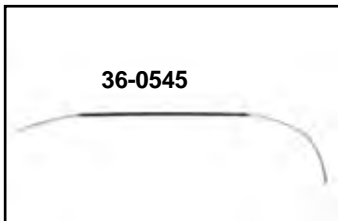


# Choke Cable



**FLH-FXST-FLT Choke Cable.**  
Complete assemblies include knob, casing and inner wire.

VT No.	OEM	Item	Fits
36-0989		Assembly	1967-70 FLH
36-0993	29212-71	Assembly	1971-78 FLH
36-0523	29213-79	Casing & Wire	1979-84 FLH,
	29211-86		1984-89 FXST
			1985-86 FXWG
36-0517		Inner wire	1971-78 FLH
36-0995	29214-71	Chrome Knob	1971-89 FLH-FXST
28-2117	27451-82	Rubber Grommet	1982-89 FLH-FXST
12-0576	27450-82	Nut	1982-89 FLH-FXST
12-1190	11013	Retaining Ring	1979-89 FLH-FXST-FLT

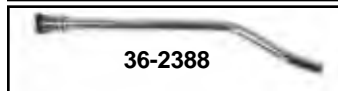

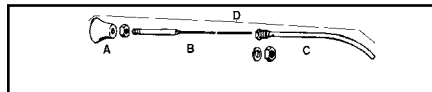


**Replica Cables** for stock length application. Include braided steel inner with spiral wound outer covers with black braided cotton as original. Crafted in USA. Restoration quality!

VT No.	Fits	Type
36-0688	1952-64	Mousetrap
36-0545	1950-52	Brake



**Choke Cable Nut Kit** includes nut 7638, and seal 27451-82 for dash mounted choke on FL-FXWG-FXST models. **VT No. 37-8942**



**FX-FXR Choke Cable Assemblies** are for years listed.

VT No.	#	OEM	Fits
36-2389	D	Kit	1973-78 FX-FXS
36-2390	D	Kit	1978-84 FX-FXS
36-0987	C	29220-67	1967-70 FL
36-2386	C	29221-73	1973-78 FX-FXS
36-2388	C	29215-78	1978-84 FX-FXS
36-2387	B	29216-73	1973-84 FX-FXS
			1978-84 FX-FXS
			1979-E80
36-0994	A	29214-67	1971-84 FX Knob (Black plastic)



**Chrome Choke Cable Bracket** is for use on 1966-70 Shovelheads. **VT No. 31-4188**



**Chrome Throttle Cable Bracket** fits all Twins with Bendix type carburetors. Bracket replaces 27459-74. **VT No. 35-0208**

# Throttle and Spark Cable Bracket



**Throttle and Spark Cable Brackets** have parkerized finish and mounting hardware as original.

**Overhead Valve (OHV)**

VT No.	#	OEM	Year	Model	Type
9005-4	A	3371-36	1936-48	OHV	Throttle
31-0537	E	56605-49	1949-53	OHV	Throttle
31-0973		Parkerized	1949-53	OHV	Throttle
31-0787			1948	OHV	Throttle
2041-7	F	45218-52	1968-72	OHV	Throttle
37-9028	G	56609-52	1957-65	OHV	Throttle



**Control Cable Guide Hook** replaces stock 45092-66 Stock on all 1966-84 FL, 5 pack **VT No. 31-0193**



**Braided Cable Heat Shrink Tubing.**

Clear heat shrink tubing is for use on all braided stainless steel cables to prevent cable from scratching painted or chromed surfaces while still keeping that braided steel look. Kit contains four 16" long heat shrink tubes to cover two throttle cables, one clutch and one speedometer cable. Bulk tubing is in a 10 foot roll.

VT No.	Item
40-0015	Cable Sleeve Kit
40-0019	3/8" x 10' Roll
40-0020	1/2" x 10' Roll
40-0021	3/4" x 10' Roll





# Speedometer Cable



## Transmission Drive Speedometer Cables

Black Vinyl	Stainless	Metal	OEM	Length	Top Nut
<b>1980-83 FXWG, 1971-72 FX, 1962-80 FL-FLH-FLHS.</b> <b>Note: 36-2524 is chrome.</b>					
36-0621		36-2524	67026-62	35"	5/8"
36-2604			Cadmium	39"	5/8"
36-2429			As Above	39"	5/8"
		36-2576	67026-62 Zinc, Thin	35"	5/8"
	36-0125		Clear Coat	35"	5/8"
		36-2590	Barnett	36"	5/8"
		36-2554	Thick Type Zinc .420 O.D.	35"	5/8"
<b>Mini Speedo Kit 1936-85 Big Twin for 39-0316, 39-0314 and 39-0365.</b>					
36-0512	Custom	—	—	50"	12mm
36-0417	FXST Rear Wheel		67401-97	75"	12mm



**Replica Style Early Cables** feature original style housing, .42" thick, for early FL transmission drive, 45" rear wheel drive. All cable have female fitting at drive end and nut on speedometer end as noted.

Black	Zinc	Chrome	Item	Fits	Nut
—	36-2540	—	67026-36A	1936-61 BT	Male
36-0451	—	—	CAD	1936-61 BT	Male
36-0531	36-2554	36-2524	62026-62	1936-80 BT	Female
36-2604	—	—	CAD	1936-80 BT	Female
—	36-2571	—	62025-37	1937-52 45"	Male
—	36-2572	—	Custom	1937-52 45"	Female
—	36-2598	—	67028-62	1962-73 Servi	Female



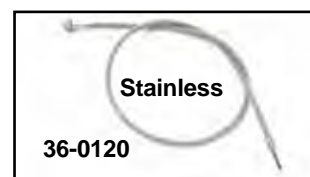
**Speedometer Cable Clamps** note cable size of fitment.  
**Big Twin Overhead Valve**

Colony	VT No.	#	OEM	Fits/Type
9646-1	—	A	67075-36	1936-56, Thick
—	37-9025		67075-36	1936-56, Zinc
—	37-0589*	A	67074-57	1957-61 Zinc
9652-1	39-0337	G	67074-57A	1957-61, Zinc
9650-1	—	E	67075-52	1952-56
9651-1	—	F	67074-57	1961-90
9649-5	37-9234	D	67086-39	1937-48 Big Twin

\*Note: Sold in 5 pack



**Male to Female Speedo Adapter**  
**Bushing** fits late speedometers to accept early cable. **VT No. 36-0897**



## Front Wheel Drive Speedometer Cables.

Choose by application or by length and top nut size. Available in black vinyl, stainless or clear coated stainless.

Black Vinyl	Stainless	OEM	Length	Top Nut
<b>1987-94 FXR-FLXR, 1984-86 FXRS, 1984-86 FXSB, 1973-82 FX-FXE, 1981-82 FXB, 1983-85 FXR. Replaces OEM 67078-85A, 67051-73 and 67052-78A.</b>				
36-0606	36-2528	See Text	40"	16mm
36-0813	—	Barnett	40"	16mm
—	36-0120	Coated	40"	16mm
<b>1980-85 FXRT, 1983-85 FXE.</b>				
36-2414	36-2529	67048-83A	43"	16mm
—	36-0121	Coated	43"	16mm
36-0815	—	Barnett	42"	16mm
36-0608	—	67052-78B	49"	16mm
<b>1973-78 FX.</b>				
36-0601	—	67051-73	42"	16mm
36-0602	—	+4"	44"	16mm
<b>1981-84 FLH. Replaces OEM 67026-81 and 67072-87B.</b>				
36-0627	—	See Text	35"	12mm
36-0817	—	Barnett	35"	12mm
<b>1980-86 FLHT-C/P, 1980-86 FLT, 1989-93 FLHS, 1982-83 FXR-FXRS.</b>				
36-2412	—	67072-79A	40"	12mm
—	—	67072-87B		
—	36-0127	Coated	40"	12mm

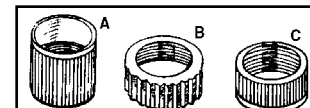


**Transmission Drive Speedometer Cables.** All have female nuts at transmission end and top nut as noted.

Black Vinyl	Metal	OEM	Length	Top Nut
<b>1936-61 FL-FLH Models.</b>				
36-0620	—	67026-36A	35"	5/8" M
<b>1952-56 K Trans Drive Models.</b>				
36-2570	36-2577	67051-52A	46"	5/8" F
Black	Zinc			



**Cable Adapter** allows use of 5/8" cable on 12mm threaded speedometers.  
**VT No. 36-0507**



**Replacement Speedometer Cable Nuts** for front wheel drive cables and are available in 5 packs.

VT No.	#	Type	Model
36-0397	A	12mm	1981-94 FXR
36-0396	B	16mm Fine	1973-77 FXE
36-0515	C	16mm Course 5/8" NPT	Fat Bob



## Speedometer Drive Kit



36-0810



36-0811



36-0812



36-0824



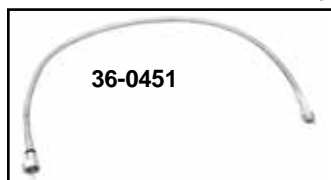
37-2101

**Speedometer Drive Units** include housing and gear as OEM replacement, for transmission drive. 45" types are for the rear wheel.

VT No.	OEM	Teeth	Fits
36-0810	67130-36	11	1936-61 Big Twin
36-0811	67130-61	13	1962-67 Big Twin
36-0812	67130-69	23	1968-80 Big Twin
36-0824	67130-69	23	1968-80 Big Twin
17-0094		7	1968-80
36-0094		7	1968-80
37-2101	Screw Kit		1936-80 Big Twin



**21" Wheel Speedometer Drive Kit** includes drive and adapter ring to utilize a 2240:60 speedometer on 1973-80 FXWG dual disc and FLH, single disc. **VT No. 36-0565**




36-0451

**Replica Cadmium Speedometer Cables.**

VT No.	Year	Fitting
36-0451	1936-61	Male
36-2604	1962-80	Female
36-0938	1936-80	Inner



31-0149



28-1998  
Installed

**Speedometer Cable and Cable Mount** for front wheel drive models 1973-up are available in a 5 pack.

VT No.	OEM	Item
31-0149	38623-68	Chrome Bracket
28-1998	66996-85	Cable Boot




37-0511



44-0533

**Grease Fittings.** Special thread.

VT No.	Year	Type	U/M
8770-6	1909-38	Nickel	6 pack
49-0595	1909-38	Nickel	10 pack
44-0533	1938-up	Zinc	10 pack
9864-6	1938-84	Cadmium	6 pack
9897-6	1938-84	Chrome	6 pack
44-0558	1938-up	Nickel	10 pack
37-0511	1938-up	67.5°, Zinc	5 pack
37-0521	1938-up	90°, Zinc	10 pack
49-0636	Cadmium	Straight	10 pack
49-0687	Cadmium	Set	20 Piece Set
49-0637	1936-38	67.5°	10 pack
49-0688	1936-37	90°	5 pack



**Speedometer Drive Units** fit front wheel only and have .750 axle hole, for right and left side as noted, spacer length note. (A) Overall length (B) Spacer length.

VT No.	OEM	(B) Spacer Length	(A) Overall Length	Ratio	Fits
36-0800	67127-73	.268	.789	2.1	1973-84 All FX's
36-2526	Chrome	.268	.789	2240:1	As Above
36-0804	67073-81	Flat	.532	2.1	1981-84 FLH 1984-86 FLT
36-0805	67071-79	.586	1.114	2240:1	1980-83 FLT



**Speedometer Drive Spacers** replace drive units.

Fits 1973-83 FX.

**VT No. 44-0390**




**Chrome Speedometer Drive Covers** fit over the existing drive units. Fits 1973-83 FX-FXR (35mm) and 1981-84 FL, 1982-86 FL (41mm)

**VT No. 42-0435**

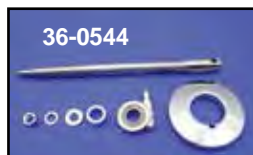


**Block Off Plate for Speedometer Drive Hole Plug** includes plate, gasket, screw and lockwasher. Zinc plated. Fits 1936-84 Big Twin.

VT No.	Item
17-0119	Kit
15-1047	Gasket



36-0547



36-0544



**VT No. 36-0544 shown on FLH**

**1973-80 Right Hand Speedometer Drive Adapter Kits.** **FLH kit** includes 2:1 ratio right side speedo drive, chrome hub cover and chrome axle with nuts. For single disc FL spoke hubs and cast wheels 1981-85 style. **VT No. 36-0544**

**FXST-FXWG kit** includes adapter flange, 2:1 ratio left side speedo drive and axle to fit 1980-83 FXWG or 1984-99 dual disc spoke hubs. **VT No. 36-0547**



# Snap Cap™

- Snap On
- Tight Fit
- Easy Installation
- Universal Use


*Jeff Stalling*



**Chrome Cap Assortment** includes 100 pieces each 1/4", 5/16" and 3/8" caps.

VT No. 37-1505

## 300 Piece Assortment!



**Show Bike Kits** are original chrome detailing by Colony for models listed. Includes acorn or cap nuts for motor and transmission area.



Cap Acorn

**COLONY**

**Chrome Caps** snap on outside knurled allen screws for ease of installation. Packs of 100.

VT No.	Fits
37-1502	1/4"
37-1503	5/16"
37-1504	3/8"



### Panhead Allen Screw Sets.

VT No.	Year	Type
37-7492	1965	Engine Set (Short Panhead Screw)
37-7493	1958-64	Engine Set (Short Panhead Screw)
37-7494	1948-57	Engine Set (Short Panhead Screw)
37-8507	1936-64	Cam, Primary Cover Set
37-9181	1948-84	Engine Mount, Lower

## Allen Screw Kit



### Gardner-Wescott Builder Chrome Fastener Sets

are the perfect combination of allen screws and acorn nuts. Contains timing plug, oil pump, left and right side covers, clutch and chain cover, top front and rear engine mount with stabilizing link fasteners and regular bracket mount on FXR-FLT lifter base, point cover, header mount, casing and inner primary to casing, rocker box, cylinder base, engine case, transmission cover and washers supplied where needed. Where there is a bolt you get an allen screw. Where there is a nut you get an acorn. All heads **polished chrome**, smooth without knurls.

ing link fasteners and regular bracket mount on FXR-FLT lifter base, point cover, header mount, casing and inner primary to casing, rocker box, cylinder base, engine case, transmission cover and washers supplied where needed. Where there is a bolt you get an allen screw. Where there is a nut you get an acorn. All heads **polished chrome**, smooth without knurls.

VT No.	Fits
37-0082	1982-83 Shovelhead 5 Speed FXR-FXRS-FXRT
37-0088	1979-84 Shovelhead 4 Speed models
37-0089	1977-78 Shovelhead
37-0091	1966-69 Shovelhead
37-0092	1965 only Panhead




### Cam and Primary Cover

**Chrome Screw Sets** for transmission, chain, clutch or derby provided where applicable. By Gardner- Wescott. Fits 1970-84 FLH-FX All 4-Speed models.

VT No. 37-8505

Cap	Acorn	Acorn	Year	Model
Chrome	Chrome	Gold		
—	—	7909-G	1936-39	Knucklehead
8505	—	7905-G	1936-39	Knucklehead
—	7915	—	1976-77	Shovelhead



### Chrome Polished Allen Head Show Bike Kits.

VT No.	Year	Model
1010-P	1978-84	Shovelhead
1009-P	1979-84	FLT



### Big Twin Polished Chrome Engine Sets

include all side covers, lifter base, timing plug, inner primary mount, top, front, and rear engine mounts with stabilizing link fasteners on FXR and FLT models. Sets also include rocker box cov-


ers, header mount and points cover or generator mount where applicable with washers and nuts where needed on 4 Speed Shovelheads.

VT No.	Year
37-7489	1977-84
37-7490	1970-76



**Chrome Engine Case Allen Bolts** fasten engine case halves together on 1979-82 Big Twins.

VT No. 37-9190



**Chrome Allen Screw Kit** connects engine mounts, front, top and rear to frame on models listed below. Knurled.

VT No.	Fits	Speed
37-9181	1948-84 Big Twin	4
37-9183	1982-83 FXRS	5



# Full Hardware Kit



8311 CHR



8311 CAD



**Stock Style Hardware Kit** contains all the stock engine nuts, bolts, washers and studs for your engine in choice of chrome or cadmium plating. Kit includes primary cover screws, lifter base screws, circuit breaker screws, case studs and nuts, timing plug, cam cover screws, cylinder base nuts and washers, oil pump nuts and bolts, trans side cover nuts and washers, transmission top screws, transmission fill plug, generator screws, head bolts and washers. For 1948-64 Panhead Kits, order proper length Panhead cover screws separately.

Chrome	Cadmium	Year	Model
8311 CHR	8311 CAD	1970-75	Shovelhead
8312 CHR	8312 CAD	1976-78	Shovelhead
8313 CHR	8313 CAD	1979-80	Shovelhead
8314 CHR	—	1981-84	Shovelhead
8302 CHR	8302 CAD	1948-57	Panhead
8303 CHR	8303 CAD	1958-65	Panhead
8307 CHR	8307 CAD	1966-69	Shovelhead



Replicas!!



38-7034



38-7004



38-7004 Backside



**Replica Eaton Style Gas Caps** with correct knurls, depth and markings.

38-7036



38-7051



38-7055



38-7030



38-7017



38-7033



38-0440



38-7054



38-0435



**Replica Chrome Caps** are the taller profile for the authentic look replacing 61103-36. VT No. 38-7004 vented fits right and left 36-64 FL-FLH stock tanks.

VT No.	Item	Year
38-7034	Vented Cap Set	1936-38
38-7004	Vented Cap	1939-64 Chrome/Each
38-7054	Vented Cap	1939-64 Brass/Each
38-7036	Vented Cap Set	1939-64
38-7051	Vented Cap, Parkerized	
38-7055	Cap Set, Parkerized	
38-7030	Vented Cap Set	1965-72
	Vented/Non-Vented	
38-7017	Non-Vented Cap	1965-72
38-7033	Vented Cap	1965-72
38-0435	Vented Cap Set	1936-41
38-0440	Vented Cap Set	1953-64
38-0535	Vented Cap Each	1965-82
38-0751	Black	1936-52

**Battery Top Kit** include top, spark plugs and rod kit.

VT No.	Year
42-1275	1936-47
42-1276	1948-57



42-1275





# Bobbed Gas Tank 1936-84



38-0100



38-0101



38-0542



38-0542 underside



38-0546



38-0543



38-0543 underside  
RS Petcock



38-0112



38-0165



38-0101

**Bobbed Gas Tanks** fit 1936-84 FLH-FXE with Bobbed tank type mounts for years listed not FXR or FLT models. Use 1975-up petcocks with nut. Tanks accept stock dash and speedometer. Order cap set separately.

VT No.	Gal	Cap Type	Caps
38-0816	3.5	Bayonet	38-0312
38-0100	3.5	Bayonet	38-0312
38-0101	5.0	Bayonet	38-0312
38-0542	5.0	Bayonet	38-0312
38-0852	3.5	Bayonet	38-0312

VT No.	Gal	Cap Type	Caps
38-0112	3.5	Screw Bung	38-0321
38-0113	5.0	Screw Bung	38-0321
38-0165	6.0	Screw Bung	38-0321

**With Welded On Emblem Mounts to accept 1966-72 emblems**

38-0546*	5.0	Bayonet	38-0312
38-0543	5.0	Bayonet	38-0312

\*Note: Use pre1975 Petcock Right Side



**Gas Tank Mounting Kit** includes spring and clip, large horseshoe mount, rubber bushing, and cup bumper.  
VT No. 38-0204




**Gas Tank Mount Kit** includes 3 tank mounts, brackets, shifter tube, 2 bayonet filler bings, lower threaded fitting insert, right side fuel nipple and top threaded insert for the fuel rod.

VT No.	Fits	Year
38-1644	BT	1936-65
38-1645	45	1941-73



38-0232



38-0201

**Shut Off Kits** include rod and seat for Big Twin.

VT No.	Year	Type
38-0419	1941-49	VT
38-0232	1941-49	Replica
38-0201	1950-65	VT
38-0537	1950-65	VT
38-0231	1950-65	Replica



38-0226

**Shift Mount Tab Kit** includes two brackets and tube for shift and 3 tank mounts for use on Big Twin hand shift tanks, must be welded on. VT No. 38-0226



38-0115



38-0204

**4.5 Gallon Quickbob Gas Tank** is a one piece tank to fit 1948-84 Big Twin frames and features 1983-up filler necks. Mounts with stock hardware and uses 1975-up type petcock, VT No. 38-0204 required for installation.

VT No.	Item
38-0115	Tank
38-0204	Mount kit
38-0321	Cap Set



38-0208



38-0206

40-1255



38-0309


38-0221




38-1644

**Gas Tank Repair Pieces** include fillers, four piece tab set for top, bottom, right and left. Can be welded on stock and after-market tanks.

VT No.	Item
38-0208	Tab Set
40-1255	Filler Neck, Bayonet
38-0206	Filler Neck, Late Bung type, right and left, pair
38-0221	Petcock Fitting, male, 1975-up
38-0309	Petcock Fitting, female, 3/8 NPT
38-1644	1936-65 Kit
35-0871	Oil and Gas Fittings, Raw, old



38-0470



38-0472

**Shut Off Kits** include rod and seat for Big Twin.

Viton Tipped		
38-0470	1941-49	BT
38-0471	1941-49	45"
38-0472	1955-65	BT
35-0291	Viton Tip	



Viton Tip Close Up

**Important Gas Tank Information:** All tanks are shipped unpainted unless otherwise noted. Caps and petcocks are not included. Carefully check the new tank for flaws and fit before painting. Do not grind or sand the seams or joints. Clean the inside of the tank and it is suggested to pressure test and use a tank sealer. Check petcock openings, making sure the petcock can be easily installed. Use proper hardware to mount tank, including correct bushings, brackets and spacers required for assembly. Tedd Cycle, Inc. is not liable for paint work or labor claims of any kind. Tedd Cycle, Inc. is not the manufacturer of the gas tanks.



# 1936-69 Big Twin Bobbed Gas Tank



38-0142



38-0797



38-0130

**1948-65 Big Twin Bobbed Gas Tank Set** features provisions to accept early caps, reserve shut off rod and 2 or 3 lite dash. Set also available with shifter gate mount holes and lower shift lever mount tab. Order shift gates and mounting hardware separately as required. VT No. 38-0130 requires use of VT No. 7807-3 gas line fittings. 38-0130 includes chrome shift handle.

**\*Note:** Custom Appearance



38-0787

VT No.	Gallon	Reserve	Shift
38-0796	3.5	Yes	No
38-0797	3.5	Yes	Yes
38-0119*	3.5	Yes	Yes
38-0142	3.5	Yes	No
38-0787	3.5	No	No
38-0130	5.0	Yes	Yes
38-0131	5.0	Yes	No

**\*Note:** All Pre1965 tanks use two vented caps.



38-0817



38-0890



38-0136



38-0140



38-0819



38-0892



38-0183



38-0136



38-0821



38-0894



38-0820



38-0893

**Flathead Big Twin and Knucklehead 3.5 Gallon Bobbed Gas Tank Set.** 1940-46 features handshift mounts and shut off rod provision, order shut off rod and seat kit separately. 1936-40 features handshift mounts and accept petcock VT No. 35-0497. Tanks are also available with 3 mount strips welded to each side to attach 1940-46 emblems and stainless trim. Order emblems and trim separately.

VT No.	Item	Year
38-0531	TT Tank Set	1936-57
38-0183	Tank Set without trim mounts	1936-39
38-0140	Tank Set without trim mounts	1940-46
38-0136	Tank Set with trim mounts	1940-46
38-0414	Tank without trim mounts replica	1940-46
38-0469	Tank Set with caps	1940-46
38-6696	Emblem Set	1941-46
38-6679	Four Piece Stainless Trim Set	1941-46

**Note:** All Pre 1965 tanks use two vented caps.

**\*Note:** All tanks with shut off rod provisions may require fuel rod alignment before installation of shut off assembly.

**Important Gas Tank Information:** All tanks are shipped unpainted unless otherwise noted. Caps and petcocks are not included. Carefully check the new tank for flaws and fit before painting. Do not grind or sand the seams or joints. Clean the inside of the tank and it is suggested to pressure test and use a tank sealer. Check petcock openings, making sure the petcock can be easily installed. Use proper hardware to mount tank, including correct bushings, brackets and spacers required for assembly. Tedd Cycle, Inc. is not liable for paint work or labor claims of any kind. Tedd Cycle, Inc. is not the manufacturer of the gas tanks.

3.5 Gallon Tank w/shut off provision and emblem mount	3.5 Gallon Tank w/emblem mounts and shut off rod provisions	3.5 Gallon Handshift Tank Kit with emblems and cap	Year	Emblems
	38-0136	38-0469	1940-46	38-6696
38-0830			1947-50	38-6699
38-0831	38-0896	38-0574	1951-54	38-6699
38-0817	38-0890	38-0569	1955-56	38-7022
38-0818	38-0891		1957-58	
38-0819	38-0892	38-0570	1959-60	38-6670
38-0820	38-0893	38-0571	1961-62	38-6162
38-0821	38-0893	38-0572	1963-65	38-6695
<b>5 Gallon Handshift Tanks with emblem mounts</b>				
		38-0546	1966	38-6682
		38-0543	1967-72	38-6682





**Louvered Dash Plates** are chrome steel with protective foam strip backing for easy installation. Fits 1967-84 FLH Cast Dash.

**VT No. 39-0404**



**Black Rubber Tank Filler Strip** fits 1979-81 FLH models.

**VT No. 28-0715**



**Plastic Panel** replaces 61125-72 on 1971-72 FX Nitetrain or can be used on FX-FL models with die cast dash and frame mount seat. **VT No. 28-1990**



**Rubber Tank Divider** fits between three or five gallon bobbed tanks when seat T bar is not used.

**VT No. 28-0652**



**Black Replica Tank Divider** replaces 61122-39 when a seat "T" bar is used.

**VT No. 28-0653**



**Chrome Panel Edging** slips on sheet metal dash panels, hub cap edges for decorative use, 10 foot roll. **VT No. 37-8943**



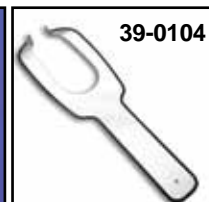
**Chrome Dash Aprons** are for Big Twins when plunger type seat is used with T-Bar.

VT No.	Fits	Dash No.
39-0355	Cateye Type Dash	39-0112
39-0356	Lowrider Type Dash	39-0117

## Tank Divider



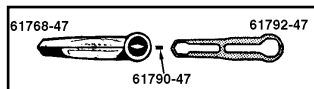
**Chrome Die Cast Tank Trim Panel** replaces existing rubber divider on 1968-84 FL with die cast dash. Replaces 61142-82, attaches by supplied rubber ring. **VT No. 39-0343**



**Chrome Tank Panels** fill the gap between 3 and 5 gallon Bobbed type tanks.

VT No.	Years	Type	Style
39-0108	Custom	Full	Plain
39-0106	1947-84	FLH	Plain
39-0104	1977-84	FXS	Plain
39-0478	Hooks		Set

**Note:** VT No. 39-0106 style mounts under steel dash panel two and three light and with large O-Ring. VT No. 39-0108 and VT No. 39-0104 mount on front tank bolts and frame tube.



**Tank Emblem Mount Screws** for years listed.

VT No.	Years	Type
37-8829	1940-46 EL, FL	Stainless
37-8828*	1947-50 EL	Stainless
37-9504	1951-56 EL	Stainless
37-9505	1951-56 FL	Chrome
37-8826	1959-62 FL, FLH	Stainless

**\*Note:** Use with 38-0109 mounts

## Emblem Mounts



**Weld On Emblem Mounts** can be spot welded or blazed to Bobbed Tank sets. Order emblems and screws separately.

**\*Note:** Denotes Adhesive Mounts. NOS = New Old Stock

38-0108	1940-46 NOS	38-7024*	1955-56	38-7072	1959-60	38-0111	1966-71
38-7011*	1940-46	38-7071	1957-58	38-7013*	1959-60	38-7042*	1966-71
38-0109	1947-50	38-7005*	1957-58 Curved	38-7073	1961-62	38-6652	1979-84 Thick
38-7007*	1947-50	38-7006*	1957-58 (Original Flat)	38-6701*	1961-62		
38-6703	1951-54	38-6669	1959-60 NOS	38-7008*	1963-65		
38-7012*	1951-54						





# 1948-84 Tank Mount



**Mounting Kit for 1936-84 Big Twin with Bobbed Style Tanks** includes special washers, studs, and bolts. VT No. 38-0200 includes spacers.

VT No.	Type	Finish
38-0200	Stock	Zinc
9891-18	Stock	Chrome
9892-18	Stock	Cadmium
9893-18	Stock	Parkerized
2524-2	Allen	Chrome
12-2123	Rear Mounting Stud Only 1936-84	



**Mounts for Bob Tanks.** "Our Original Frame Saver Kit" may be welded to all 1936-84 Big Twin frames, stock or custom, to replace original brackets.

VT No.	Item
51-0100	Complete Kit, 1936-47
51-0121	Complete Kit, 1948-84
51-0507	Rear Mount Clips, pair



**Speedometer Mount Frame Casting** must be welded.

**Note:** Casting has provision for steering damper pin. Fits 1948-84 FL.

VT No. 51-0067

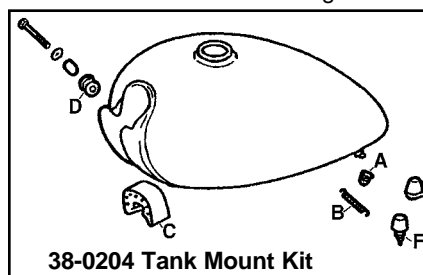


**Small Type Gas Tank Mount Horseshoe** can be used on 1 piece FX or quick bob tanks. Stock OE replacement type. Rubber measures 2 $\frac{7}{8}$ "W x 2 $\frac{1}{2}$ "H. OEM No. 61139-73A. Fits 1973-84 FX. VT No. 28-0644

**Frame Saver Gas Tank Mount Kit** includes front and rear tank mounts. to mount Bobbed tanks to custom or original frames. Temporarily attach one tank piece by clamping bracket for a quick check of tank placement on custom applications. Bracket assembly can then be welded in place.

VT No.	Year	Type
51-0521	1936-84	Stock
51-0674	1936-84	Stock
51-0615	1985-99	Flat Side
38-0240*	1985-99	Flat Side

\*Note: 1958-84 when installing flat side




38-0204 Tank Mount Kit



**FX Tank Mount Kit** mounts one piece FX or Quick Bob tanks on 1973-84.

VT No.	#	OEM	Item
38-0204	A-F	—	Complete Kit
38-0220	A&B	—	Spring and Clip Kit
38-0205	A	61546-74	Spring Clip
13-0155	B	61550-73A	Spring
28-0614	C	61139-73	Horseshoe, Large
28-0615	D	61152-65P	Rubber Bushing
28-0617		62123-66	Button Bumper
28-0616	F	61562-66	Cup Bumper







# Dash Assembly





**Chrome Cast Dash Panel** includes lens set for 1968-90 models.  
**VT No. 39-0383**



**Chrome Long Rider Dash Panel** is constructed of ABS plastic and fits bobbed tanks on 1968-95 FLH-FXWG-FXST models. Rubber strip included.  
**VT No. 39-0450**



**Long Rider Dash Kit** with speedometer and switch for 1948-95 Big Twins.  
**VT No. Ratio**  
**39-0973** 2:1  
**39-0974** 2240:1



**Chrome Dash Mount Stud Kit** includes stud, nuts, nylon washer and either skull or acorn nut kit. Fits 1968-up cast dash panels on FXST-FL-FXWG when choke cable is not used.  
**VT No. Type**  
**37-9121** Acorn  
**37-9122** Skull  
**37-0573** Stud only



**Choke Cable Nut Kit** includes nut, and seal for dash mounted choke on FL-FXWG-FXST models.  
**VT No. 37-8942**



## 5" Fat Bob Speedometers

Unassembled	Assembled	Face	Glass	Needle	Ratio	MPH
39-0480		White	Flat	Black	2:1	120
39-0487		White	Dome	Black	2:1	120
39-0481		Bull Eye	Dome	White	2:1	120
39-0482		White	Dome	Orange	2:1	120
Police						
39-0862		Police	Flat	Red	2:1	100
39-0868	39-0070	Police	Flat	Red	2:1	120
39-0864	39-0072	Police	Flat	Red	1:1	120

\*Note: Personalized by Motor Shop



**FLH Dash Kit** features chrome cast dash with lens and hardware, 6-post switch, choke cable and knob, all mounting hardware and trim strips. Stock on 1968-84 FLH. Can be adapted to all 3.5 or 5.0 gallon tanks. Dash base has wiring and sockets. Choose the proper speedometer cable for each application.

VT No.	Type
39-0913	1:1 Ratio
39-0914	2:1 Ratio
39-0972	As Above without Speedometer
39-0967*	As Above without Speedometer
39-0919	1:1 Ratio with Tach
39-0920	2:1 Ratio with Tach

\*Note: Includes plain unwired dash base.



**Speedometer Adapter Ring** adapts to late model speedometer into FLH style steel dash cover. FLH Dash is shown with adapter ring installed VT No. 39-0130, adapter ring must be affixed with an industrial adhesive for a leak proof seal. VT No's 39-0124 and 39-0192 include chrome ring and bracket to mount electronic speedometer in FLH style dashes.

**VT No. 39-0130**



**Dash Panel Decal** fits 1979-93 FL-FLH-FXWG models. Has a black matte finish, and an adhesive back, 5 pack.  
**VT No. 48-0423**



**1975-95 Dash Hardware Kit** includes parts pictured to fit the FLH-FXWG-FXST cast type dash, stock or 39-0383.

**VT No. 39-0382**

**Late Dash Parts.** Pieces fit late cast dash panel 1968-95 FLH-FXWG-FXST.

VT No.	Item
39-0345	Support
39-0347	Retainer
39-0348	Lens clip




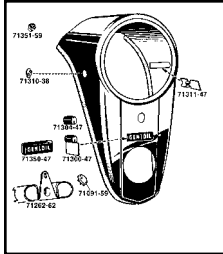
**Chrome Billet Clock Assembly** fits 7/8" or 1" handlebars.  
**VT No. Item**  
**39-0785** Clock  
**53-0871** Battery



# Dash Kit



## V-Twin Original Dash Kits First Offered in 1984!



### Steel Dash Panel Components

VT No.	OEM	Item	Light
39-0349	71300-47	Lens Holder	2
39-0115	71350-47	Lens	2
39-0354	71310-38	Cover Plug, 1939-67	All
39-0353	71311-47	Cover Side Plate	2
39-0344	71292 62	Shield	3
39-0114	71091-59	Lens Set	3
	71351-59	2 Red, 1 Blue	3



**Two and Three Light Dash Panels.** Two light fits 1947-61 Big Twin and 45 models. Three light type fits 1962-67 Big Twin.

VT No.	Item	Item	Finish
39-0111	2-Light	Dash	Chrome
39-0953	2-Light	Dash	Raw
39-0952	3-Light	Dash	Raw
39-0110	3-Light	Dash	Chrome
28-0542	Strip		Rubber
39-0144	Without key switch hole		Chrome
39-0459	Rail Kit	Deco	Chrome



**Chrome Dash** with 91.5 mm speedometer hole accepts electronic speedometer from XL-FXD models.

VT No.	Type
39-0892	Smooth
39-0893	3-Light

738


**Two or Three Light Dash Kit** is complete as illustrated. Includes either 1:1 or 2:1 ratio speedometer and the correct five post key switch with two keys. Order Plainbase dash kit when it is not desired to rewire harness for dash lighting. Choose proper cable for each application. Nothing else to buy! 3 light dash kit pictured. Can be mounted on 1947-84 FL Big Twin models.

VT No.	Type
39-0904	3 Light Plain Base 1:1
39-0951	3 Light Plain Base without Speedometer
39-0905	2 Light Plain Base 1:1
39-0906	3 Light Plain Base 2:1
39-0907	2 Light Plain Base 2:1
39-0908	3 Light Wired Base 1:1
39-0909	2 Light Wired Base 1:1
39-0910	3 Light Wired Base 2:1
39-0911	2 Light Wired Base 2:1
33-0534	Bulb Socket, pair



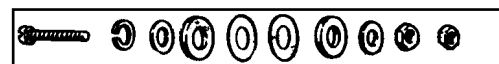
**V-Twin Dash Kits** are available with the popular tachometer-speedometer combination included. Can be wired to 1978-up FX-FL models with a tach that is triggered by coil impulse. See instructions for tach wiring. Wired base includes light sockets and all hardware for installation.

VT No.	Type	Ratio
39-0915	2 lite	2:1
39-0916	3 lite	2:1
39-0917	2 lite	1:1
39-0918	3 lite	1:1



**Dash Panel Mounting Stud and Center Screw** features chrome domed center screw, stud and lock nuts to mount two light steel dashes to 1947-67.

VT No.	Item
7716-2	Kit, Colony
39-0123	Kit, V-Twin
39-0226	Center Stud
8483-2	Center Screw only
39-0155	Lock Tab only



**Dash Insulator and Bolt Hardware Kit** is sold in three pack, for dash rebuilding.

VT No. 32-8013





# Cateye Dash



**Cateye Dash Kit** is complete as illustrated. Packaged on 18" x 24" board for point of purchase display. Can be ordered with either plain (39-0129) base, with sockets and bulbs. Includes either 1:1 or 2:1 ratio speedometer and the correct five post key switch with two keys. Order VT No. 39-0129 "Plain Base"



dash kit when it is not desired to rewire harness for lighting base. Order cable separately. Can be mounted on 74 and 80 Big Twins 1936-84 models, 1936-73 45 models fitted with 1947-up style tanks.


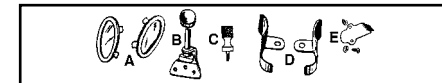
VT No.	Type
39-0900	1:1 With Plain Base
39-0901	2:1 With Plain Base
39-0902	1 1 With Wired Base
39-0903	2:1 With Wired Base
39-0899	Without Speedometer with Plain Base



**Dash Plate Mounting Kit** contains all hardware required to properly install the dash plate & cover on all 1936-46 BT.



VT No.	Item
7715-6	Stud Kit
39-0201	Switch/Stud Kit
39-0523	Lens Kit
39-0232	Lens Kit



**(A) Cateye Dash Lens Kit** replaces 71340-39 and 71341-39. Sold in a set.

VT No.	Finish
39-0113	Chrome
39-0206	Parkerized
39-0208	Zinc



**(B) Dimmer Switch.** Cateye dash mounting plate dimmer switch with knob. Replaces 71600-39.

VT No	Item	Year	Finish
39-0119	Complete Switch	1939-46	Chrome
39-0225	Complete Switch	1936-38	Replica
39-0230	Complete Switch	1939-46	Replica
2560-2	Knob	1943-46	Chrome
2561-2	Knob	1943-46	Parkerized
2562-2	Knob	1939-43	Chrome
39-1529	Knob	1936-38	Alloy
2610-1		1937-38	Knob
2609-4		1937-46	Contact Springs
39-0448	Knob Kit	1939-46	

**(C) Early Reset Knob.** Original knurled type, clear stamped two and three, and cateye dashes on early models.

VT No. 39-0336

**(D) Panel Lamp Shields**

VT No. 39-0359(E) Panel Side Plate. VT No. 39-0350

2810-13	Switch	1937-38
2811-13	Switch	1937-46



**1937 Style Skull Dash** fits most cateye dash bases. Uses rubber plug 4519-36 on side hole. Includes two red lenses and retainer rings. Can be mounted to 1948-95 tanks by use of VT No. 39-0591 base.



VT No.	Item
39-1530	Black
39-0414	Raw Dash with Red Lenses
39-0415	Chrome Dash with Red Lenses
49-0747	Dash
39-0747	1938 Only
39-0419	Red, Clear and Green Lens Set
28-2007	Rubber Speedometer Plug
39-0591	Skull Dash Panel Mount Kit
39-0994	Speedometer Adaptor Ring
28-2020	Parts Kit
39-0030	Dash Lens Tunnel Set
39-0035	Frame for Lenses
39-0033	Dash Lens Panel Rim, Raw



39-0035

## Cateye Dash Base

VT No.	Fits	Type
39-0159	1939-46	Cateye Rebuild Kit
2714-36		Restoration Hardware Kit
39-0156	1936-37	Skull
39-0455	1938	Skull
39-0145	1939-46	Replica Kit
39-0229	1939-46	V-Twin
39-0408	1939-46	Base
39-0127	1936-46	Custom
39-0129	1936-84	Custom
39-0128	1939-46	Wired
39-0184	1936-46	Replica Complete with harness
39-0408	1939-46	Bare Dash
39-0241	1939-46	Dash Assembly

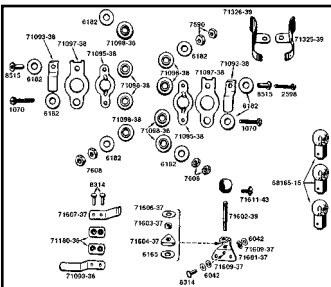


39-0184



## Replica 1939-46 Cateye Dash Base Parts.

VT No.	Item
2714-36	Mount Kit
33-2046	Bulbs
2862-2	Contact Spring, cad
2609-4	Contact Spring Kit



**Cateye Dash Cover** fits 1939-46 Big Twin and 45 models.

Includes lenses and rubber trim.

VT No.	Finish
39-0360	Raw
39-0446	Black
39-0898	Black
39-0447	Chrome
39-0112	Chrome
Pre-War 1939-41 V-Design	
39-0863	Black
39-0894	Chrome V
28-0541	Rubber Trim
39-0831	Raw Oiled





# Wiring Harness/Dash Base Assembly



**Replica Dash Bases** feature correct shape and bulb sockets.


VT No.	Year	Type
39-0958	1948-58	2-Light
39-0963	1959-61	2-Light
39-0959	1962-67	3-Light
39-0960	1968-95	Cast
2713-42	1947-95	Insulators

**Replica Wiring Harness /Dash Base Assemblies** include harness pre-wired to dash base, five or six post key switch, terminal box, horn button, dimmer switch, headlamp connection, speedometer lamp socket and front terminal board when required. Switch and wiring tested after final assembly.

VT No.	Type	Year/Model	Generator
--------	------	------------	-----------

Generator Models			
39-0190	2-Light	1947 Big Twin	3 Brush
39-0189	2-Light	1948 Big Twin	3 Brush
39-0182	2-Light	1949-57 Big Twin	3 Brush
39-0183	2-Light	1958 Big Twin Neutral	2 Brush
39-0181	2-Light	1959-61 Big Twin, Neutral	2 Brush
39-0188	3-Light	1962-64 Big Twin	2 Brush
39-0184	2 Light	1939-46 Big Twin	3 Brush

Big Twin Electric Start Models			
39-0185	3-Light	1965-67	2 Brush
39-0186	5-Light	1968-69	2 Brush
39-0196	5-Light	1970-71	ALT
39-0197	5-Light	1972 only	ALT
39-0187	5-Light	1973-77	ALT
39-0198	5-Light	1978-79	ALT
39-0199	5-Light	1980-84	ALT



**Late Dash Base/Ignition Switch Spacers** for spacing dash base and switch in relation to tanks, packs of 10.

VT No.	Size	Type
39-0420	.030	Dash
39-0421	.060	Dash
39-0422	.120	Dash
39-0118	.040	Switch



**Dash Mount Hardware** includes bolts, spacers and hardware to install 1948-98 type dash mount bases on 1984-98 FXST-FLST models with flat side tanks.

VT No.	Item
39-0209	Kit
39-0210	Spacer, Front
39-0214	Spacer, Rear
28-0403	Rubber Strip
28-0562	Rubber Bushing



**Dash Base Boot** fits 1965-95 models.  
VT No. 28-0412



**Skull Dash Kit** includes cover and base.

**39-0591 Dash Mount Kit** used on FXDWG one piece gas tank. Order dash, speedometer and switch separately.

**Skull Dash Mount Kit** will install dash and electronic speedometer to 1996-up FXDWG, FXST, FLST stock tanks. Kits include bracket set only. Order dash switch separately.

VT No.	Item
39-0591	Dash Base Kit
39-0594	Mounting Ring
39-0596	Dash Plate
39-0994	Speedometer Ring

**Note: Order the appropriate factory service manual to facilitate wire harness installation.**



**Light Sockets** available with a steel or plastic body. Bulbs are included.

VT No.	Item
33-0129	1 wire, 3 pack
33-3065	1 wire, 3 pack
33-1983	2 wire, 3 pack, plastic
<b>Note: Bulbs not included</b>	
33-2007	2 wire, 3 pack, steel
	Socket has ground wire
33-0534	2 Wire, Insulated type, pair
33-0531	Speedometer socket
33-0136	12V Bulb
33-0244	6V Bulb



**Dash Mounting Plates** available plain.

VT No.	Fits	Year
39-0138	2 and 3	1948-95
39-0207	All	1948-95
39-0944	Cast	1973-95





# FX-FXRS Gauge




**Speedometer Heads** fit front wheel drive.

VT No.	Type	Model
39-0335	0-140 MPH	1976-83 FX-FXE-FXS 1981-84 FX-FXE-FXS
39-0389	10-120 MPH	1973-83 FX
39-0319	10-150 MPH	1973-83 FX
39-0933	10-120 MPH	1983-94 FXRT



**Replacement Electric Tachometer** reads 0-8000 RPM. Order lamp separately. Replaces 92042-78A. Fits L1978-84 FX-FXE-FXS. The bezel has an outside diameter of 3.42".  
**VT No. 39-0318**



**FX Dash Mount Hardware** for 1977-84 gauges on FX-FXE or use speedometer and tachometer brackets 38-0212, 38-0213 to mount gauges in other types of housing.  
**VT No. 39-0120** Complete Kit

VT No.	#	Item
28-0619	A	Iso Mount $\frac{5}{16}$
28-0546	B	Iso Mount $\frac{1}{4}$
38-0212	E	Speedometer Bracket
38-0213	F	Tachometer Bracket
39-0120	A-F	Dash Mount Kit



**Complete Dash Assembly** for 1977-84 FXS includes chrome cover, electric tachometer, speedometer drive, trip cable, indicator lamps, mount hardware and cable.  
**VT No. 39-0177**



**FX Gauge Housing** fits 1977-84 FXS-FXE-FXB models. Order rubber gap seal separately.  
**VT No.** **Item**  
39-0117 Chrome Dash  
28-0540 Black Gap Seal  
37-9063 Dash Cover Plug, chrome



**FXS Chrome Dash Screws** fit 1977-85 low rider models, four piece sets are available in acorn or allen type screws.  
**Acorn** **Allen** **Acorn Allen**  
8016-4 37-0441 8775-4  
8775-4T



**Chrome Dash Dress Up Kit** includes dash, panel, rubber strip and chrome allen screws. Fits 1977-84 FXE-FXS.  
**VT No. 39-0912**

Re: 2:1 and 2240:60 MPH Speedometer

**The Difference is in the RPM.**

For example, 2:1 is 60MPH = 2000 RPM and 2240:60 is 60 MPH = 2240 RPM



**Replacement Clear Lens** replaces fogged, cracked or broken lenses on stock gauges for 1982-83 FXR models. Cut off old lens and plastic-seal new one in place. Sold each.  
**VT No. 39-0391**



**Speedometers** are the black plastic style. Complete units include brackets. Brackets replacement plastic lens, and fork tube plugs to accept bracket mountings are sold separately.

VT No.	Fits/Item
39-0372	10-150 MPH 1982-83 FXR-FXRS Speedometer
31-3964	Chrome speedometer
39-0391	Lens only, each
33-0133	12V Bulb



**Tachometer and Speedometer Covers** are formed to fully cover plastic encased instruments on 1982-83 FXR models.  
**VT No. 42-0350**



**Speedometer and Tachometer Brackets.**

VT No.	Use
39-0143	Single Gauge Housing for 1973-up FX
39-0139	Speedometer & Tachometer Housing for 73-82 FX
39-0140	Cup for Speedometer and Tachometer, 1973-82 FX-FXE
31-3963	Chrome Tachometer Bracket, 1974-84



**Reset Cable and Knob**

replaces 67210-73. Used on all 1973-up FX except 1981-82 FXWG and late 1984-up FXE-80 models.

**VT No. 39-0121**

**High Beam Blue Indicator Lamp** with two wire leads. Use on all 1977-up FXS, all FX models, 1980-82, FXE-80 and 1980-up FXWG.

**VT No. 39-0122**

**Red Generator Lamp** with two leads fits 1972-74 FX, 1977-85 FXS.

**VT No. 33-1962**



**Chrome Center Tank Panel** for the split tanks of 1977-84 FXS-FXSB-FXE-FXB models.

**VT No. 39-0104**



# Mini Gauge Kit

## 48mm Deco or 60mm Mini Speedometer and Tachometer

Kits include gauge, chrome bracket and rubber handlebar clamp and proper cable which can be installed without any adapters or modifications.

48mm 60mm

Deco Mini Ratio Model/Years

### Speedometer

39-0365	39-0314	2:1	1936-67 FL
39-0368	39-0315	2:1	1973-95 FX, 1981-84 FL
39-0370	39-0371	2240:60	1981-96 FXST-FLST
—	39-0316	1:1	1968-80 FL, 1971-72 FX, 1980-83 FXWG

### Tachometer

39-0367	39-0392*	Electric three wire type
31-9997	Fits All	Chrome Y mount
33-2008	Fits All	Light socket with bulb
33-2047	Fits All	12 Volt bulb, 10 pack

**Note:** For use on 1978-up models with coil triggered tachometer. Green Negative wire goes to negative side of coil. Red wire goes to ignition side of key switch. Tachometer head must be grounded by black wire.

Cable 36-0512 fits 39-0314 and 39-0316 kits.

Cable 36-0603 fits 39-0315 kits.



**Mini Gauges** include cable and mount clamp and 4 LED indicators. **Note:** 60 mm size gauges feature four LED lights. 48 mm have three LED lights.

- Blue-High Beam
- Green-Neutral
- Red-Oil
- Yellow-Turn Signals



48 mm	60 mm	Ratio	Item	Year
39-0435	39-0550	2:1	Speedometer	1973-94
39-0436	39-0561	2240:60	Speedometer	1981-94 Softail
39-0438*	39-0576*	1978-up	Tachometer	Electric
39-0456	39-0456	Knob	Speedometer	

\*Note: Does not have LED indicators.

39-0435, 39-0436, 39-0550, 39-0561 have turn signal lights. Pre1990 models tap into orange wire exiting turn signal flasher, 1991-up models signal indicator light cannot be used

**60mm Electronic Tachometer/Speedometer** fits 1978-up models. Unit includes gauge, bracket and clamp.

VT No.	Item
39-0392	Tachometer
39-0203	Housing





**80mm Electronic Tachometer** features stainless housing and Y bracket. Fits 1978-up.

VT No. 39-0563



**Chrome Clamp** includes molded rubber insert to attach mini gauges to handlebars for less vibration.

VT No. 28-0325




## 60mm Mini Electronic Speedometer and Tachometer.

Speedometer features easy push button recalibration and re-setable trip meter, with LED lighting. 8000 RPM Tach has LED lamp. All units have black face and include clamp. Order 12mm speedometer cable separately.

Three functions are (1) accumulated mileage (this can not be reset), (2) Trip One (can check total mileage for one full gas tank, can be reset to zero), (3) Trip Two (calculate mileage from A to B destination, can be reset to zero).

VT No.	Ratio	Item
39-0858	2:1	Speedometer
39-0860	0-8000 RPM	Tachometer



**Multi-Colored Mini Gauges.** 60mm gauge features a 2.4" polished stainless body with a white face, total length of 2.7". Units include a chrome bezel with choice of red, orange, blue, yellow, white, green or purple by the push of a button. Works on 12v systems. Tachometer adapter required for use with single fire ignition. Speedometer accepts 12 mm drive cable. Order clamp separately.

VT No.	Gauge	Ratio
39-0417	Speedometer	2:1
39-0434	Tachometer	Electric



**Chrome Billet Gauge Holder** fits 48mm or 60mm gauges.

48mm	60mm	Holes	Type
39-0602		None	Single
39-0603		2	Single
39-0604	39-0613	None	Dual
39-0605	39-0614	2	Dual




FLH Speedometers have 5/8" male fitting to attach cable as listed.

# Replica Speedometer




39-0328

**1936-39 White** features long style early needle, accepts reset knob VT No. 39-0134.  
**VT No. Ratio**  
 39-0305 1:1  
 39-0328 2:1  
 Replica Speedometer Production since 1983!  
 Over 50,000 Served!




39-0393



39-0428




39-0302




39-0313



39-0769



39-0427



39-0426



39-0770



39-0306



39-0326

**Silver and Black**

**VT No. Ratio**

39-0302 1:1

39-0313 2:1

39-0769 1:1

39-0770 2:1

**Silver-Black (1-12)** with silver numerals 1962-67.

**VT No. Ratio**

39-0306 1:1

39-0326 2:1



39-0304



39-0861



39-0865



39-0998



39-0301



39-0993

**1948-61 Type Green** features gold backing with green and black. VT No. 39-0301 features green and black on a glass face. VT No. 39-0374 and VT No 39-0993 have a red face.

**VT No. Unassembled Ratio**

39-0304 1:1 10-120 MPH

39-0861 2:1 10-120 MPH

39-0865 1:1 1-12 MPH

39-0998 1:1 1-12 MPH

39-0301 39-0525 2:1 1-12 MPH

39-0993 2:1 1-12 MPH



33-0531



33-0529

**Speedometer Lamp Socket** with bulb replaces 71151-48.

**VT No. Type**

33-0531 Vinyl Wire

33-0529 Cloth Wire

33-0133 12 V Bulb

33-0132 6V Bulb

33-3065 Vinyl Wire

**Replica Speedometers** feature glass lens with stainless narrow bezel in 2:1 ratio with a 5/8" male cable fitting. Reset knob included.

VT No.	Year	Needle Type	Glass	Unassembled	Assy
39-0393	1936-39	Black Thin	Flat	39-0480	
39-0428	1936-39	Black Thin	Dome	39-0487	
39-0427	1940-45	White Airplane	Dome	39-0481	39-4045
39-0426	1946-47	Orange Airplane	Dome	39-0482	39-4647

**Speedometer Rim and Lens Installation.**

**VT No. 60-0743**



**A-Black 0-120 MPH** and replaces 67004-68A, accepts reset knob 39-0134.

**VT No. Ratio**

39-0307 1:1 0-120 MPH

39-0329 2:1 0-120 MPH

39-0375 2240:60 0-120 MPH

**B-Police Special Speedometers** feature white numerals and needle.

39-0671 1:1 0-120 MPH

39-0932 2:1 0-120 MPH

39-0327 2:1 10-100 MPH

39-0862 2:1 0-100 MPH

39-0303 1:1 10-100 MPH

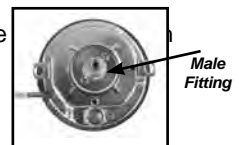
39-0322 1:1 0-120 MPH

39-0375 2240:60 0-120 MPH, 1980-84 FLH

39-0864 2:1 0-100 MPH, Police

39-0857 1:1 0-100 MPH, Police

39-0021 2:1 0-100 MPH, Police



Male Fitting



**Bob Dash Speedometer Cable**

adapts to speedometer with 5/8" large male thread, as used in kits to transmission or front wheel drive.


VT No.	Length	Type	Fits
36-0607	39 1/2"	Front Wheel	All
36-2444	39 1/2"	As Above with Stainless Steel	
36-0126	39 1/2"	As Above with Stainless Clear Coat	
36-0610	42 1/2"	Front Wheel	All
36-2548	42 1/2"	As Above with Stainless Housing	
36-0621	35"	Transmission	1936-80 Big Twin
36-0897		Adapter	Male to Female

**Ratios**

**2:1 Ratio Bob Speedometers** fit 1936-61 Big Twin transmission drive type 1936-61 45 models and Servi-Car models  
 1:1 Ratio is for 1962-73 Servi-Car, 1962-80 FL-FLH  
 2240:60 1980-84 FLH



# Speedometer



**Replica Speedometers** are for FL models. Features orange or white airplane style needles with silver numerals over black background. Great for restoration of 1941-47 models. Reset knob not included.


VT No.	#	Ratio	Needle
39-0298	A	2:1	Army graphics
39-0534	A	1:1	Army graphics
39-0308	B	1:1	Orange needle
39-0300	B	2:1	Orange needle
39-0976		2:1	Orange needle
39-0299	C	2:1	White needle
39-0410	—	—	Orange needle only
39-0477	—	—	White needle only
39-0458	D	2:1	White (Dome Glass)

**Ratios**  
**2:1 Ratio Bob**  
**Speedometers** fit 1936-61 Big Twin transmission drive type, 1936-67 45 and Servi-Car models.  
 1:1 Ratio is for 1962-73 Servi-Car, 1962-80 FL-FH



**Reset Knobs.** Order for proper applications.

VT No.	OEM	Years/Type
39-0336*	—	1968-84 Knurled
39-0406*	—	1981-98 FL-FXST
39-0134	67215-68	1968-up FL with screw
39-0211	67217-68	Screw for Above, 10 pack
39-0403	67215-89	1981-95 FXST-FXWG
37-0519	67117-85	Screw for Above, 10 pack
39-0338	Alloy	All/Female
39-0121	67210-73	1973-84 FXE, Chrome
39-0764		1936-52



**\*Note:** Knurled type fits most aftermarket FLH gauges


**Speedometer Adapter Stud** will allow the use of 39-0134 later knob in speedometer with alloy knob. **VT No. 39-0173**



**FLH Speedometer Isolation and Mount Kit** mounts speedometers with 3/8" holes. Replaces 67066-76. Kit includes two pins, clips, bushings and molded outer ring.

VT No.	Item
28-1952	Kit
12-0594	Snap Ring Only
28-0155	Kit
28-2115	Rubber Ring
2629-4	Bolt Set, Cadmium
28-0157	Pin Kit

**744**




**Multi-Ratio Speedometers** are programmable for 1:1, 2:1 or 2240:60 ratio and feature a LED odometer readout or full digital readout. Will accept 12 or 16mm (5/8") cable ends.

VT No.	Type	Style
39-0731	Speedometer	LED
39-0730	Tachometer/Speedometer	LED
39-0609	Tachometer/Speedometer	Digital
39-0979	Speedometer	Digital




**Replica Speedometers** are original "Beck" aftermarket designs of the 1950's with red and white graphics on glass.

VT No.	Ratio
39-0993	2:1
39-0998	1:1



**Bezel/Lens Kit** fits FL speedometers kit, include stainless bezel, glass lens and sealing gasket.

VT No.	Years	Lens Type
39-0333	1948-84	
39-0451	1936-40	Flat
39-0452	1941-47	Dome

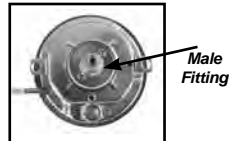


**Glass Speedometer Lens and Parts.**

VT No.	Fits	Type
39-0330	1936-40, 1948-up	Flat Glass
39-0331	1936-46, 1941-47	Domed Glass
39-1722		Green Glass
15-0681	1948-up	Lens Gasket



# Police Speedometer



Male Fitting



39-0862



39-0303



39-0070



39-0071



39-0322



39-0375



39-0072



39-0073

Stewart Warner Police Speedometers for FLH models. Features a red needle.

VT No.	Ratio	Face
39-0070	2:1	39-0059
39-0071	2:1	39-0067
39-0072	1:1	39-0059
39-0073	1:1	39-0067

Police Special Speedometers feature a black face with white numerals and needle.

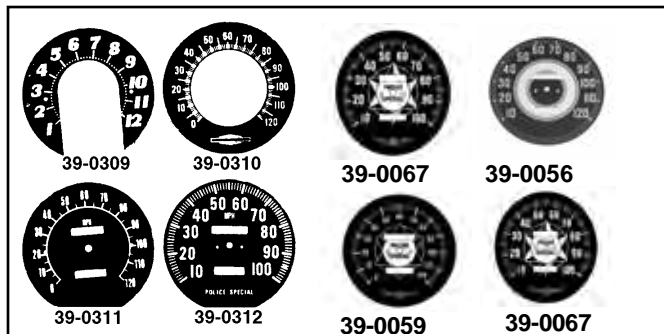
39-0671	1:1	0-120 MPH
39-0932	2:1	0-120 MPH
39-0327	2:1	10-100 MPH
39-0862	2:1	10-100 MPH
39-0303	1:1	10-100 MPH
39-0322	1:1	0-120 MPH
39-0375	2240:60	0-120 MPH, 1980-84 FLH
39-0864	2:1	0-100 MPH, Police
39-0857	1:1	0-100 MPH, Police



39-0871



39-0872



39-1126



39-1127

Police Special Speedometers.

39-0871 1:1

39-0872 2:1

Vintage Face

39-1126 1:1

39-1127 2:1

Speedometer Tins.

VT No.	Type	Ratio
39-0017	Black Tin	
39-0018	Black Tin	
39-0019	Black Tin	
39-0021	White Tin	
39-0053	Olive Tin	
39-0054	Black Tin	
39-0055	Black Tin	
39-0060	Cream Tin	
39-0068	Black Tin	

FLH Speedometer Tin Faces. Speedometer must be disassembled to install.

VT No.	Year	Models
39-0309	1962-67	FL
39-0310	1968	FL
39-0465	1968	FL
39-0311	1968-80	FL
39-0312	1968-80 Police	FL
39-0067	Police	100 MPH
39-0053	Army	
39-0056	Black	
39-0057	Cream	
39-0058	Bull's Eye	
39-0069	White	
39-0082	Police	
39-0021	White Tin, 0-100 MPH	
39-0067	SW Police 0-100 MPH	



39-0465



39-0021



# Wrap-Around Oil Tank



40-0424  
1936-57



40-0489




40-0480



40-0279



40-0280



40-0426



40-0472




40-0473

**Replica Oil Tank** features wrap around type construction, including seam-welded edges which show weld marks as on original tanks. The 1958-64 type has battery rod tab supports. All have screw in dipstick except side fill, which has a rubber plug.

VT No.	Finish	Type	Years
40-0424*	Black	Stock	1936-57
40-0432*	Chrome	Stock	1936-57
40-0489*	Raw	Stock	1936-57
40-0996	Black	Stock	1958-64
40-0426	Chrome	Stock	1958-64
40-0429	Chrome	Side Fill	1936-64
40-0280	Pcs	Raw	1936-64
40-0428	Chrome	Dipstick Cap	1936-64
40-0444	Zinc	Dipstick Cap	1936-64

\*Note: 1936-57 without battery rod tabs.



40-0412

**Three Quart Kick Start Oil Tank** is for swing-arm frames with aluminum inner primary covers on 1965-84 models. Use 12N55A-3B VT No. 53-0505 battery, clamps for battery must be fabricated.

Chrome	Item
40-0412	Side Fill Oil Tank
37-9242	Drain Plug
53-0505	Battery



40-0475

**Replica Oil Tanks** include original style and accoutrements in chrome or gloss black finish.


Black	Chrome	Year
40-0480	—	1936
40-0472	40-0279	1937
40-0473	40-0475	1938-39
40-0623	Fitting	1937
40-0835	Fitting	1937
40-0614	Kit	1940-57
40-0617	Kit	1938-39
40-0328		Liner



40-0809

**Wyatt Chrome Horseshoe Tank** is a 3½ quart replacement for 1936-64 rigid or swingarm frames. Accepts stock 6 Volt battery and original or custom braided oil lines. Fits with tin inner primary only.

VT No.	Item
40-0809	Center Fill/Smooth
40-0811	Side Fill/Smooth
31-0192	Rigid Bracket
37-0098	Drain Plug



40-0407

**Chrome Magneto Oil Tank** fits Big Twin rigid or swingarm frames 1936-84. It has a 5 quart capacity for big incher. It is not designed to hold battery. Use with tin primary or open belt drive only. Order rear bracket separately.

VT No.	Item
40-0407	Tank
31-0192	Rigid Rear Bracket
31-0191	Swingarm Rear Bracket, zinc
37-9242	Drain Plug



40-0488



40-0493

**Replica "Bobber" Rigid Frame Oil Tank** fits 1936-57 Big Twins. Tank is 1½" shorter

to accommodate a raised position for chain alignment. Tank will accept mini 12 volt battery.

Chrome	Black
40-0488	40-0493
37-1018	Spacers

**Stainless Oil Tank and Battery Cover.**  
VT No. 42-0322



**1937 Oil Tank Kit** fits 1937-47 EL & 1941-47 Knuckle. Chrome seamless tank includes cadmium lines and fittings. Early banjo bolt configuration has a great retro look. VT No. 40-0281



49-7577

**Replica Dipstick** includes a copper washer.



2903-2



2908-2

VT No.	Item
49-7560	1936-40
49-7577	1941-64
40-0630	1941-64
15-0192	Copper Washer
2903-2	1936-40 Cadmium
2907-2	1936-40 Parkerized
2908-2	1941-64 Parkerized
2904-2	1941-64 Cadmium





# Oil Tank

CLASSIC



40-0417



40-0413,  
40-0417



40-0406



40-0455



40-0414



40-0405



40-0405



**FX-FL Chrome Oil Tank** for 1965-84 models. Includes filler plug. Cap and filter not included. VT No. 40-0455 kit includes

chrome tank, cap, oil filter and mount kit.

VT No.	Finish	Item
40-0417	Chrome	Tank
40-0626	Primer	Tank
40-0410	Black	Tank
40-0455	Chrome	Kit
40-0413*	62483-81	1981-82
40-0414**	62504-82	1982-86



40-0626

will not accept internal canister


**\*Note:** Fits up to 1985, accepts Internal Canister.

**\*\*Note:** Requires battery carrier bracket 42-9912 for FX models and 42-9910 for FL models




**Chrome Edging for Oil Tank** is for use on FLH-FXE 1965-84 model, and is fastened by stock screws. Replaces 62534-65.

VT No. 42-0506



**Oil Tank Mount Kit** is 1965-84 FXE-FLH. Includes zinc plated bolts and hardware as illustrated to mount tank to frame and battery box.

VT No. 40-0320



**Oil Tank Decals** are FLH style. (5 pack except where noted)

Adhesive	Water Based	OEM	Style
48-0426	—	62535-65	H, Long
48-0427	48-1379	62535-61A	H, Lightening
—	48-0439	—	Decal "V"
48-0958	—	Pair	3 <sup>9</sup> / <sub>16</sub> " x 1 <sup>3</sup> / <sub>8</sub> "
—	48-1380	Each	3 <sup>9</sup> / <sub>16</sub> " x 1 <sup>3</sup> / <sub>8</sub> "



40-0406  
Installed

**Chrome Smooth or Hex Wrap Around Oil Tank** installs on stock FX-FL swing arm frames 1965-84 and houses the stock FXE battery, VT No. 53-0518 and allows removal of battery without removing the tank from the frame. All fittings exit from the bottom of the tank on 3<sup>1</sup>/<sub>2</sub> quarts.

VT No. Type

40-0406 Smooth, Can only be used w/Hitachi type starter motor

40-0405 Hex Type

37-9242 Drain Plug



40-0408

**Chrome Electric Start Wrap-Around Oil Tank** with four quart capacity, fits 4-Speed stock rigid and swingarm frames pre-1984 Big Twins, not FXR. It features built in battery box for VT No. 53-0518 battery, FXE type. 4 quarts.

VT No.	Item
40-0408	Oil Tank
31-0191	Rear Bracket
37-9242	Drain plug



# Oil Cap



40-0503



40-0495

**Oil Temperature Dipstick** for 1965-84.

**VT No. Style**

**40-0503** Temperature

**40-0495** Stock



**Oil Tank Plug** is constructed of rubber with chrome cap for tanks which accept a push in plug. **VT No. 28-0219**



40-0504



40-9955



40-0845

**Chrome Oil Tank Cap** fits the stock type oil tanks on 1965-84 FX-FL models. Replaces 62610-52A.

**VT No. Item**

**40-0504** Cap includes gasket and retaining ring assembled

**40-0845** Cap with filter

**15-0329** Gasket

**40-9955** Dipstick

**12-0970** Retaining Ring

# Oil Tank Mount Hardware



**Domed Round Tank** fits Softail models, center fill.

**VT No. OD Finish**

**40-0479** 5.5" Raw

**37-8961** Drain Plug

31-0733



31-0734



42-9919



42-9918

42-9940



31-0190



31-0192



31-0191




42-9920




42-0877



42-0537



42-0760



42-0762

**Oil Tank Hardware.** Items are plated as noted to fit wrap-around oil tanks for 1936-64 models.

**VT No. Item**

**42-9919** Rod Set with pads

**31-0190** U-Clamps

**42-9918** 1936-57 Replica Rod Set w/pads & flags

**42-9940** 1958-64 Replica Rod Set

**31-0192** 1936-57 Rear Bracket

**31-0544** 1936-57 Rear Bracket

**31-1055** 1936-57 Rear Bracket

**49-0846** 1936-57 Rear Bracket, replica

**31-0191** 1958-64 Rear Bracket

**42-9920** Lower oil tank plate

**42-0877** Replica Oil Tank Plate

**42-0867** Replica As Above

**42-0537** Battery Top

**42-0760** Battery Top, Replica

**42-0762** Battery Top, Replica

**42-1275** Top Kit

**42-1276** Top Kit

**Finish**

Chrome

Chrome

Parkerized

Parkerized

Chrome

Parkerized

Raw

Parkerized

Zinc

Chrome

Parkerized

Chrome

Black

Chrome

1936-47

1948-57

**Oil Tank Brackets.**

**VT No.**

**Frame**

**Fits**

**31-0733**

All Front

Both

**31-0734**

Swingarm

Rear



51-0150



51-0516

**Oil Tank Repair Kit** can be welded on to replace broken bracket on original 1936-64 oil tanks. Full kit includes three pieces. Chain guard tab set sold separately.

**VT No. Item**

**51-0150** Kit

**51-0516** Chain Guard Tabs

**40-0280** Tank Pieces

**31-0355** Rear Brackets



1936-57



1958-64

**Oil Tank Mounting Kit** includes fasteners and spacers to mount oil tank on Big Twin.

**1936-57 1958-64 Finish**

**8213-8 9206-12** Cadmium Kit

**8213-8T** Cadmium Kit, VT

**9602-8 9205-12** Chrome Kit

**9667-8** Parkerized Kit

**37-9087** Spacer, Zinc

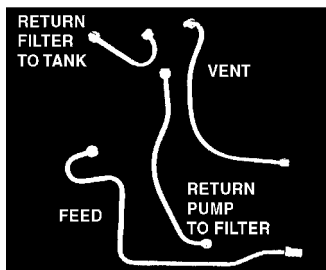
**37-9332** Spacer, Parkerized

**748**



8213-8

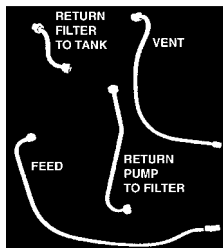




**Steel Oil Lines** are replacements for 1936-64 Big Twin Overhead Valve models. Lines come in chrome or cadmium for restoration. Supplied with nipple nuts already attached to fit wrap-around and stock oil pumps on Big Twin models listed below. Order oil pump fittings separately.

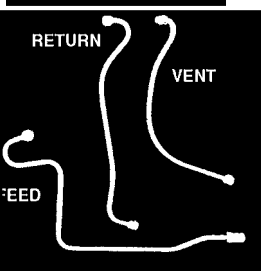
**Swingarm Frame With Filter** for 1958-64 models.

VT No.	Item	Pieces
40-0103	Chrome Set	4
40-0377	Cadmium Set	4
40-0106	Chrome Filter, Line Set only	2
40-0371	Cadmium Filter, Line Set only	2



**Rigid Frame With Filter** for 1936-57 models.

VT No.	Type	Pieces
40-0101	Chrome Set	4
40-0375	Cadmium Set	4
40-0107	Chrome Filter Line Set only	2
40-0370	Cadmium Filter Line Set only	2



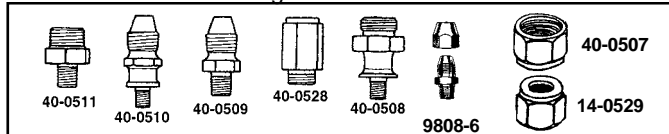
**Swingarm Frame** without filter 1958-64 models.

Chrome	Cadmium	OEM	Type
40-0102	40-0376	3 Piece	Set
40-0110	40-0133	63511-58	Feed
40-0131	40-0134	63572-58	Vent
40-0165	40-0166	63506-58	Return



**Oil Line Fitting Kit** includes four cadmium plated fittings for use with stock lines when an external oil filter is used.

VT No.	Fits
40-0505	1940-57 Rigid
40-0506	1958-64 Swingarm



**Big Twin Oil Pump and Filter Fittings** in cadmium.

VT No.	OEM	Years	Application
40-0509	63533-15	1936-64	Oil Pump to Line
40-0510	26424-50	1950-64	Oil Pump Cover to Line
40-0508	63526-50	1950-57	Oil Pump Cover to Filter Line
40-0511	63525-50	1940-64	Oil Filter Line Connector
40-0528	63524-50	1951-64	Oil Filter Line Connector
40-0507	63527-50	1950-64	Oil Filter Line Nut
40-0605	63871-50	1941-64	Oil Filter Cap Adapter

**Oil Nipple Cap** is cadmium plated. Replaces 3583-15 to cap oil fitting during storage. (Pack of 6).

VT No. 9808-6

**Oil Line Nut, Oil Line Sleeve Nut** replaces 63527-50. Cadmium plated.

VT No.	Item
40-0507	Nuts, pair
14-0529	Rubber Seal, 63529-50T




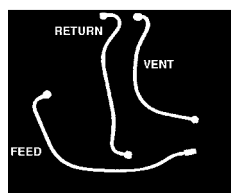
**Oil Tank level gauge** is for wrap around oil tanks original and aftermarket type. This is an accurate reproduction of the original factory accessory. Installation requires drilling of tank body. Fits 1936-1952 EL, 1941-1964 FL.

VT No. 40-0269

## Steel Oil Line Set



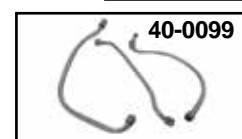
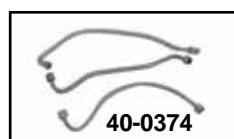
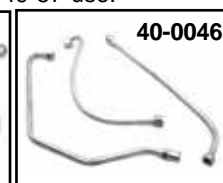

**1936-57 Overhead Valve Chrome Steel Oil Lines** fit S&S or Sifton™ Cast Pumps when engine is installed in a rigid frame with stock wrap-around oil tank. VT No. 40-0171



**Rigid Frame** without filter, OHV models.


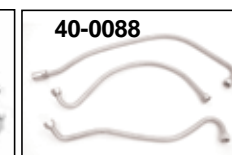
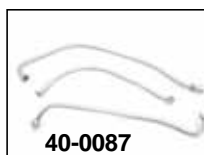
Chrome	Cadmium	OEM	Type	Year
40-0099	40-0374	Set	3 Piece	1941-48
40-0163	40-0164	Set	3 Piece	1949-57
40-0111*	40-0144	63506-41	Return	1949-57
40-0108	40-0142	63572-38	Vent	1938-57
40-0109	40-0143	63511-38	Feed	1938-57
40-0132	40-0135	63506-38	Return	1941-48
—	40-0145	3571-36	Feed	1936 only
—	40-0146	3571-37D	Feed	1937 only
—	40-0147	3572-36	Vent	1936-37
—	40-0148	3571-36A	Return	1936-37
—	40-0149	3571-38C	Return	1938-40

\*Note: Cross over to inside of tank for 1949-57 use.



**Oil Line Set.**

40-0044	1936	Cadmium
40-0045	1937	Cadmium
40-0046	1938-40	Cadmium
40-0374	1941-47	Cadmium
40-0099	1941	Chrome



**Aluminum Oil Line Kits** for OHV Knuckleheads.

VT No.	Year
40-0087	1940 EL
40-0088	1941 EL, FL
40-0089	1943-45 EL, FL Cadmium with parkerized nuts




**1936 Knucklehead Oil Line and Gauge.**

VT No.	Item
40-0896	Line
40-0844	Gauge
32-1633	Amp Gauge

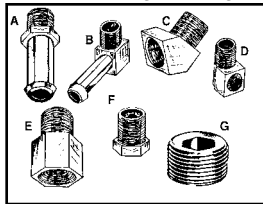


# Oil Line Fitting



**Chrome Oil Line Fittings** for  $\frac{3}{8}$ " hose. Thread is  $\frac{1}{8}$ " NPT.

VT No.	OEM	Type	U/M
40-0566	63533-41	Straight, Replica	5
2070-1	As Above		Each
40-0521	Barbed	Straight	5
40-0519	26496-75B	90 degree angle	5



**Chrome Male Fittings** for gas and oil measured in NPT thread and inner diameter of line.

A-Straight	B-90°	Size
40-0525	40-0532	$\frac{1}{8}$ " NPT - $\frac{5}{16}$ " Hose
40-0526	40-0529	$\frac{1}{8}$ " NPT - $\frac{1}{4}$ " Hose
40-0566	40-0519	$\frac{1}{8}$ " NPT - $\frac{3}{8}$ " Hose
40-0608	—	$\frac{1}{4}$ " NPT - $\frac{1}{4}$ " Hose
40-0527	40-0530	$\frac{1}{4}$ " NPT - $\frac{5}{16}$ " Hose

**Chrome Male Female Fittings.**

VT No.	#	Type/Size
40-9990	C	45° $\frac{1}{8}$ " NPT - $\frac{1}{8}$ " NPT, Street Elbow
12-1416	D	90° $\frac{1}{8}$ " NPT - $\frac{1}{8}$ " NPT
12-1419	E	Straight $\frac{1}{8}$ " NPT - $\frac{1}{8}$ " NPT

**Male Plugs.**

VT No.	#	Size
23-0611	F	$\frac{1}{8}$ " NPT, Chrome
40-0531	F	$\frac{1}{4}$ " NPT, Chrome
37-8777	G	$\frac{1}{8}$ " NPT Hex Socket Plug, Plain
40-0609	H	$\frac{1}{4}$ " to $\frac{1}{8}$ " NPT



**Oil Tank Drain Plug** in stock chrome, cadmium or parkerized finish.

VT No.	Finish	Type
8114-1	Chrome	Stock
8115-1	Cadmium	Stock
9404-1	Cadmium	Oversize
9304-1	Chrome	Oversize
9714-1	Parkerized	Oversize
9502-1	Chrome 1939-51	Stock
9504-1	Parkerized as above, $\frac{7}{8}$ " Hex	Stock
9503-1	As above cadmium	Stock
37-9067	Washer	25 pack

**Banjo Bolts and Washers.**




VT No.	OEM	Item
40-0518	63678-36	Vent Line Banjo Bolt
40-0670	63577-36	Vent Banjo Fitting
14-0154	6440	Washer, Vent Lines, 10 pack
40-0156	3520-36A	Bolt, Feed and Return, each
40-0157	3570-36B	Washer, Feed, 10 pack



**Oil Line and Vent Line Fittings** replace type used on 1936-64 Big Twins. For braided stainless steel or stock rigid steel oil lines, three pieces.

VT No.	Type
7612-3	Cadmium
7148-3	Chrome
40-0514	Chrome
40-0297	Zinc

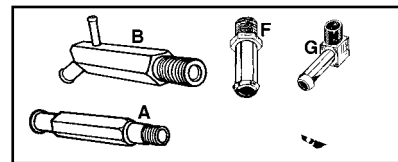


**Magnetic Drain Plugs** prevent metal particles from circulating through engine and transmission cases and oil tank.

VT No.	OEM	Size	Use
37-0096	707	$\frac{1}{2}$ " - 13	74 and XL Transmission
37-0097	700	$\frac{3}{8}$ " - 24	Big Twin Case Plug 74 & 80
37-0095	60348-65A	$\frac{1}{2}$ " - 20	74 & 80 Inner Primary
37-0098	720, 706A	$\frac{5}{8}$ " - 18	Oil Tank and Timing Hole
37-0099	739A	$\frac{1}{8}$ " - 27	NPT 1990-up BT Trans
37-9242		$\frac{1}{8}$ " - 27	As Above with Hex
37-8961	718	$\frac{1}{4}$ " - 18	NPT Chain Cover



**Drain Plug Washer** for use on 1952-up brass crush-seal factory type. Replaces 62702-52. (10 pack). **VT No. 15-0194**



**Oil Fittings** for Big Twin.

VT No.	#	OEM	Item
40-0566	F	63533-41	Straight
12-1412	A	63533-65	Oiler Return
40-9982	B	63541-70	Oiler T, Rear Chain
40-0579	G	Chrome	As Above
40-0549	G	16305-99	Elbow, 1999-up
40-0552	F	26314-99	Straight 1999-up
17-0519	G	62375-57	Elbow
40-0553	G	63554-90	Elbow



**Chrome Oil Line Fitting Set** includes the necessary plugs and fittings for Shovelhead. Fits 1970-81.


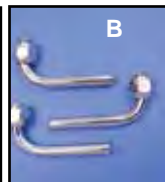
**VT No. 40-0560**



**Oil Vent "T"** fits 71-84 Big Twin. **VT No. 40-0559**



**Cadmium Oil Nipple Cap** replaces 3583-15 to cap oil fitting during storage. Pack of 6. **VT No. 9808-6**



**Nipple Nuts and Tube Ends** will attach to tapered tank 63533-15 type fittings and will accept braid or rubber hose. Available straight, 90° or 45°, with chrome finish.

VT No.	#	Item
40-9975		Nut, 3 pack
40-9992	A	Straight Tube, with nut
40-9993	B	90° Elbow, with nut
40-9994	C	45° Elbow, with nut
40-0514	D	Fittings







**Fuel-Oil Hose** in black or clear. Sold in shop rolls.

Black	Clear	Size
40-9999	—	1/8" x 25' long
40-0117	40-1250	3/16" x 25' long
40-0118	—	1/4" x 25' long
40-0119	40-1252	5/16" x 25' long
40-0254	—	5/16" x 6' long
40-0120	—	3/8" x 25' long
40-0253	—	3/8" x 6' long
40-0126	—	1/2" x 25' long



**Stainless Hose Clamps** are available in Worm Gear type or Torro drive type. Torro drive clamps feature pressed tooth and raised band edges to prevent damage to hose.

Worm Gear	Size	Type
35-0413	7/32"-5/8"	Fuel
35-8031	3/8"	Oil



**Russell Endura Fittings** feature compression end and

tapered internal nut. For 3/8" inner diameter braided oil hose.

VT No.	Angle	
40-0537	Straight	
40-0538	45°	
40-0539	90°	
40-0541	Adapter Fitting	

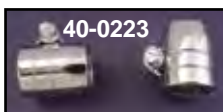


**Braided Stainless Hose** in bulk length and can be cut to length as needed.

Use econo-seal ends or hose clamps to attach to fitting. **Warning:** Not for use in brake systems.

VT No.	Size	Length (Ft)	Brand
40-0202	1/4"	10	V-Twin
40-0200	5/16"	5	V-Twin
40-0245	5/16"	25	V-Twin
40-0276	5/16"	25	Sifton
40-0210	3/8"	10	V-Twin
40-0244	3/8"	25	V-Twin

## Oil Line & Fitting



**Chrome Econo-Seal Hose Ends** act as clamp and finished end when stainless jacket rubber hose is cut. Micro clamp is hidden under chrome end.

Smooth	Hex	Fits	Qty
40-0222	40-0213	1/4	6
40-0248	—	5/16	6
40-0223	40-0214	3/8	6
40-0224	40-0218	1/4	2
40-0249	—	5/16	2
40-0225	40-0219	3/8	2
—	40-0220	13/16 ID	1
—	40-0591	15mm	2
—	40-0592	17mm	2



**Radii Polished Stainless Steel Hose Lock** is a compression fitting that replaces

conventional hose clamps. Feature a cleaner appearance and superior sealing performance.

Pair	Each	Size
35-0180	35-0175	1/4"
35-0181	—	5/16"
35-0183*	—	5/16"
35-0182	—	3/8"

\*Note: Fits S&S Super "E" carburetor fitting.




**Oil Line Fitting Kit** includes four cadmium plated fittings for use with stock lines when an external oil filter is used. Fittings will work with aluminum cover oil pump only.

VT No.	Fits
40-0505	1940-57 Rigid
40-0506	1958-64 Swingarm




**Chrome Oil Line Fitting Set** allows use of 3/8" braided steel lines. Set has built in compression fittings, so no need for clamps. Reusable three piece set.

VT No.	Thread	Fits
40-0583	1/8" NPT	Early



**Oil Hose Supports.**

VT No.	Style
31-0124	With hole
31-0125	Stock



**Chain Oiler Fitting** replaces 60549-70 on 1970-84 FL-FX models. It attaches to inner primary cover. Sold each.

VT No.	Type
40-0524	Stock
40-9976	Side Hole for Extra Chain Oil



**Cadmium Plated Straps** used on 1952-67 clutch booster cable, 1965-71 FX, FL models oil tank feed line hose and 1958-71 sidecar brake tube.

**VT No. 2753-5**

## Panhead 1963-65



**Replica Panhead Y Oil Line Kit** for use on stock 1963-65 heads or on STD heads for outside oiling. Timing cover must be drilled for oil feed to this line. \*Note: Has elbowed fittings

VT No.	Finish/Item
40-0179*	Steel, Chrome
40-0113	Chrome
40-0129	Tin Plate
40-0128	Elbow, brass
40-0230	Elbow, zinc




**Chrome Y Oil Line.** Updated design allows even flow to both hands on external oil Panheads when installed on Shovelhead lower ends.

**VT No. 40-0606**



# OHV Oiler Shovelhead 1966-84



**Chrome Oil Line Sets** for rocker boxes which include fittings and seals.

VT No.	Years	Model	Finish
40-0114	1966-84	Shovelhead	Chrome
40-0127	1966-84	As Above	Zinc
40-0130	1966-84	Stroker	Chrome
40-9986	Fittings	4 pack , for Above	
14-0147	63529-57	Seals only, 100 pack	
14-0189	63529-57	Seals only, 50 pack	
14-0930	As Above	Red Silicone, 50 pack	

**Shovelhead Chrome Rocker Box Lines** for 1966-84 Big Twin by Sifton™. Feature an updated fitting design for ease of installation.

**VT No. Type**

40-0180 Stock

40-0130 Stroker Extended



**Rocker Box Line Kit** includes "T". Fits 1966-84 Shovelhead.

VT No.	Finish	Size
40-0203	Chrome	3mm
40-0235	Brass	6mm
40-0237	Chrome	6mm



**Top End Oil Restrictor for Shovelhead Engines.**

Special fitting that uses a #100 jet to control oil flow on 1966-84 Big Twins. Installs in engine case where the top end oil line feeds.

**VT No. 40-0050**



**Overhead Stainless Steel Braided Rocker Arm Oil Lines** fits 1966-84.

**VT No. 40-0241**



**Russell Universal Pro System Oil Lines** features a unique compression fit sealing system which ensures a positive seal on 3/8" barbed type oil pump or oil tank fittings. Lines are covered with braided stainless steel wire which is crimped on the chrome ends. Sold each. Use with 40-0566 fitting.

VT No.	Length	VT No.	Length
40-5010	8"	40-5018	16"
40-5011	9"	40-5019	17"
40-5015	13"	40-5020	18"
40-5016	14"	40-5021	20"
40-5017	15"	40-5022	22"
		40-5024	26"



**Oil Pump/Tank Fitting.**

**VT No. 40-0566**



**Compression Fitting and Hose Kit** includes six reusable compression fittings with 1/8" NPT threads for oil pumps and tanks, and ten feet of 3/8" stainless steel braided hose.

**VT No. 40-0459**



**Oil Line Without Elbows** fit Big Twins with wrap-around oil tank and tin primary covers. Order VT No. 40-0514, 3 piece fitting set to connect lines to oil pump or tanks that have 1/8" NPT threaded inserts.

VT No.	U/M	Type
40-9928	Set	Without Elbow
40-9997	Set	With Elbow

**Stainless Oil Line Kit** includes one 10' 3/8" braided hose, six chrome econo-seal hose ends.

**VT No. 40-0418**




**Chrome Steel Braided Oil Line Sets** are complete lines for Big Twin models.

**VT No. Description**


40-9995	Set without elbows fits 1968-80 Shovelhead 4-Speed models, with stock oil tank and inner primary without elbows
40-9996	Set with elbows 1968-80 Shovelhead wrap-around oil tank and stock inner primary





**Nugget Oil Gauge Kit** has original hex design to place oil gauge at rocker box level on 1966-84 Shovelheads. Sold as kit with 60 lb. liquid filled gauge. Hex dome matches our rocker shaft end plugs late 7142-4, early 7143-4.


VT No.	Item
40-9987	1957-70 Complete Kit
40-9988	1971-85 Complete Kit
40-0359	1957-70 Fitting only
40-0358	1971-85 Fitting only
40-0010	1971-85 Fitting Only Knuckle Nut Style
40-0500	60lb Gauge only, liquid



**Liquid Filled 1 1/2" Oil Pressure Gauges** feature weather resistant sealed lens, stainless steel case, chrome rim and extra heavy mechanism. Liquid filled face eliminates needle bounce giving a constant reading. All gauges have 1/8" NPT male rear fitting.

VT No.	#	Pounds	Face	Brand
40-9906		0-30	Black	V-Twin
40-0500	A	0-60	White	AEE
40-0569		0-60	Silver	Sifton
40-0571		0-60	Blue	Sifton
40-0382	B	0-60	Black	Accel
40-0386		0-60	Black	V-Twin
40-9907	B	0-100	Black	Accel
40-0385		0-100	Black	V-Twin

## Oil Gauge



**1 1/2" Deluxe Liquid Filled Oil Gauge Kit.** Liquid filled face eliminates needle bounce giving a constant reading. Gauge features weather resistant sealed lens with chrome rim & extra-heavy mechanism, stainless steel case. Includes chrome fittings for bolt-on installation.

VT No.	Years
40-0517	1941-69
40-0516	1970-84



**Mini Oil Gauge Kit** for 1971-84 Big Twins. Includes 1" oil pressure gauge and chrome rocker box fitting.

VT No.	Item
40-0878	Kit
40-0589	1/8" NPT Gauge Only



**Oil Gauge Fittings** accept standard oil gauge with 1/8" NPT, each.

VT No.	Years
12-1414	1968-84
12-1413	1941-69



**Sifton Big Twin Oil Pressure Gauge Kit** includes chrome fittings and oil filled 0-60lb gauge. Fits 1970-84.

VT No. 40-0572



**Chrome Oil Gauge Cover** is machined of alloy, with square hole in bottom.

VT No. 40-0448



**Chrome Billet Clock Assembly** fits 7/8" or 1" handlebars. VT No. 39-0785

## Oil Cooler



**Oil Coolers** feature multipass oil flow configuration, specially designed turbulators in each oil passage way, highly concentrated mini-louvered air fins.


**Sifton**

40-1516	1982-84 FXR, 1984-99 ST-FLT, 1955-83 FL, 1971-83 FX
40-1518	1982-84 FXR, 1957-up XL, 1980-99 FLT
	1980-99 FLT, 1984-99 FLST, 1955-83 FL, 1971-83 FX

**Vertical Mount by Jagg**

**Deluxe Chrome Fits**

40-1510	40-1512	1955-83 Panhead/Shovelhead, 1982-94 FXR
---------	---------	---



**Sifton Oil Cooler** replica style in black or chrome.

VT No.	Finish
40-0305	Black
40-0306	Chrome



**Oil Cooler Brackets** will mount 40-0305 and 40-0306 Sifton Coolers on Big Twin 1955-84.

VT No.	Item
31-0154	Bracket
31-1253	Kit




# Oil Filter



**Oil Filter Canister Assembly** replaces 63800-48 on 1948-64 BT models and will accept replica brackets as listed with stock steel oil line and fitting sets. Order brackets, lines and fittings separately from this page. Features slip on hose fittings which can be substituted with screw in fittings to accept metal lines.

VT No.	Finish
40-0095	Chrome
40-0090	Chrome with Polish Top
40-1948	Polished "1948"
40-0982	Top Fitting
40-0873	Fitting



## 1948-64 Canister Filter.

VT No.	Type
40-0712	OE
40-0715	Metal Perforated
15-0099	Seal (40-0715)

**Oil Canister Rebuild** includes small parts and gaskets for rebuilding.

VT No.	Item
15-0616	Small Parts Kit
40-0501	Center Stud Set
12-0164	1/4" Steel Ball
15-1378	As Above Molded Rubber
15-1160	Filter Gasket
15-0099	Gaskets
14-0529	Oil Line Seals, 10 pack
40-0943	Complete Rebuild Kit with filter



**Finned Oil Filter Canister.** Original design by George Smith, Sr. in the 1950's at S&S Cycle for external filter assemblies.

**VT No. 40-0201**



**Oil Line Fitting Kit** includes four cadmium plated fittings for use with stock lines when an external oil filter is used. Fittings will work with aluminum cover oil pump only.

VT No.	Fits
40-0505	1940-57 Rigid
40-0506	1958-64 Swingarm



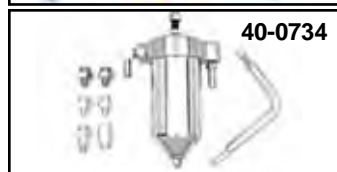
40-0564



40-0846



40-0613



40-0734





31-1281

## Oil Filter Kits.

VT No.	Year
40-0564	1936-47
31-1256	1936-47
40-0846	1948-57
40-0613	1936-47
40-0734	1958-64

**1940-47 Knucklehead Oil Filter and Bracket Kit.** Order oil lines and fittings separately.


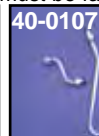
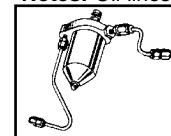
VT No.	Item
40-0370	Oil Line Set, Cadmium
40-0107	Oil Line Set Chrome
40-0505	Fitting Set
40-0201	Finned Body
31-1256	Bracket
31-1281	Bracket, 1936-47



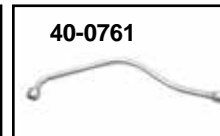
## Big Twin Chrome Oil Canister Mount Brackets.

VT No.	#	Year	Model	Finish
31-4001	B	1948-57	Rigid	Chrome
31-4002	A	1958-64	Swingarm	Chrome
31-4003*	C	1965-84	FX, FL	Chrome
31-4004	B	1948-57	Rigid	Zinc
31-4181		1958-64	Swingarm	Zinc
31-1281		1936-47	Bracket	

\*Notes: Oil lines must be fabricated.



40-0507



40-0761


**Oil Filter Canister Line Set** is a two piece line with nuts for rigid and swingarm frames.

VT No.	Item
40-0106	Chrome Swingarm Line Set
40-0371	Cadmium Swingarm Line Set
40-0107	Rigid Chrome Line Set
40-0370	Rigid Cadmium Line Set
40-0507	Nuts only, pair, cadmium
14-0529	Rubber Seal, 63529-50
40-0761	1948 Line





**Early Style Oil Filter** features a chrome spin on filter.  
**VT No. 40-0796**



Filter sold separately




40-0316

**Generator Oil-Filter Adapter** bolts in place of 2 brush generator or alternator generator Big Twin case conversions, use 40-0709 filter.

VT No.	Item	Finish
40-0315	Adapter	Alloy
40-0316	Adapter	Chrome
40-0709	Chrome Filter	



40-0091



40-0093

**Oil Filter, Housing and Bracket Kit** features 92-up style location, to fit 70-84 Big Twins nose cone motors when using an outside frame front pipe. Mounts under front motor mount.

VT No.	Item
40-0091	Kit
40-0093	Housing




40-0098



40-0952

**Universal Oil Cooler-Filter Kit** includes chrome spin on filter, finned mount flange, with hose and clamps.

VT No.	Item	Finish
40-0098	Filter Kit	Alloy
40-0952	Filter Kit	Chrome
40-0709	Filter only	Chrome
40-1270	Nipple	Raw
31-2131	1" Frame Clamps	



40-0096



40-0096

**Pura-Flow Chrome Oil Filter Kit** for 1936-99 Big Twins.

VT No.	Fits
40-0096	Kit
40-0709	Replacement Filter

## Oil Filter



40-0100

**FXST Style Oil Filter Kit** features bolt on mounting behind shift plate. Big Twin frames with 1970-up Shovel or Evo engines. Can be used as an easy access auxiliary unit in addition to

filter in tank. Bracket is replica of 1984-99 FXST type replacing 63802-84. Oil spigots are copper, brazed in a vacuum for lasting durability. Includes chrome filter and 6 feet of rubber hose with clamps.

VT No.	Item
40-0100	Complete Kit
40-0709	Chrome filter
40-0708	Black filter



40-0100



**Pura-Flo Universal Clamp on Oil Filter Kit** includes filter and hose.

VT No.	Item
40-0850	Kit
40-0709	Filter



40-1257  
Installed



40-0798

**Front Mount Filter Unit** incorporates filter and regulator mount for 1975-99 Big Twins and 1986-99 FXST-FLST models. Includes filter, chrome billet base and hose fittings.

VT No.	Item
40-1257	Complete Kit
40-0711	Chrome Filter
40-0798	Kit with Filter
37-0966	Bolt Set



40-0748



**Transmission Mount Oil Filter** fits 4 speed models. Black bracket and chrome filter included.

**VT No. 40-0748**



# Spin On Filter



Stock



**Spin-On Oil Filters** replaces stock units. Perf-form or V-Twin brand. All filters listed are low restriction type.

**Perf-form Hex VT No. OEM Finish Length**

1982-84 FL-FX except FXST

40-0363 40-0857 40-0711 63782-80T Chrome 2.5"

40-0379 — 40-0710 63810-80T Black 2.5"

1980-98 FLT, 1982-94 FXR, 1984-98 FXST

40-0378 40-0860 40-0708 63805-80T Black 3.75"

— 40-0872 40-0709 63796-77T Chrome 3.75"



**K&N Spin-on Oil Filters** feature hex nut end for easy removal and installation, improved pressure relief valve, anti-drain back valve and heavy duty base plate.

**Chrome Black Fits Length**

40-1720 — 1982-84 FLH & FXE 2.5"

40-1710 40-1711 1982-94 FXR, 1984-98 FXST 3.75"



16-0743

**Oil Filter Wrench** fits all spin-on filters  $\frac{3}{8}$ " drive. Fits all models including TC-88.

**VT No. 16-0743**

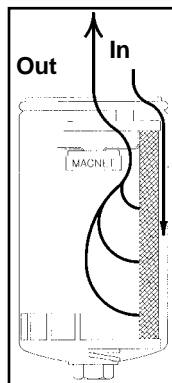


**Motor Shop™ Brand Filter Packs** include 6 pc of individually wrapped and numbered chrome filters with 3" outside diameter and length as listed.

**Chrome Black OEM Type Length**

40-0198 40-0836 63782-80T 1982-84 FL-FX 2.5"

40-0199 40-0838 63796-77T 1980-up 5 Speed 3.75"



*Oil flows in around the outer diameter, through the filter media and out passing by the magnet. The magnet captures particles less than 10 microns which could have escaped through the filter wall.*



**Magnetek™ Oil Filters**

feature a magnetic ring in center tower to trap particles less than 10 microns which could have escaped thru the filter wall.

**Hex VT No. OEM Fits Length**

40-0865 40-0851 63782-80 1982-84 FX 2.5"

40-0864 40-0852 63796-77 1980-up 5-Spd ST 3.75"



**2.5" Chrome OE Spin-on Oil**

**Filters** feature a cured black resin impregnated paper that will remove foreign particles from oil. Replaces 63782-80, fits 1982-84 FLH.

**VT No. 40-0753**

## Pre 1984 Oil Filter



**Drop In Filter Unit** includes spring, O-ring and one piece filter.

**VT No. Item**

40-0172 Filter

14-0582 O-Ring


40-0251 Filter, 6 pack



40-0125



40-0714



**Oil Filter Elements** replace 63839-53 for 1965-84 BT.

**VT No. # Type Fits**

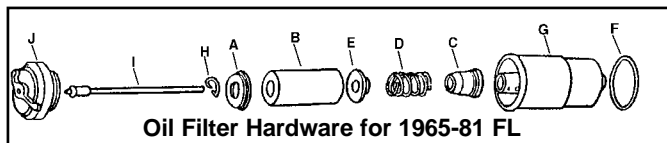
40-0700 A Felt 12 pack

40-0701 Felt Case of 25

40-0702 Felt Case of 50

40-0705 B As Above Metal

Perforated, Sold Each Includes Seals



Oil Filter Hardware for 1965-81 FL

**Oil Filter Hardware** for 1965-81 FL, 1971-81 FX models.

VT No	#	OEM	Item	U/M
40-0714	Kit	A-B-C-D-E-F-H	Complete Kit	Kit
40-9953			As Above with cup (G)	Kit
40-9954	G	63826-53	Cup	Each
40-0700	B	63839-53	Filter Element	12
40-0122	E	63846-67	Lower Retainer	Each
13-0207	D	63831-67	Spring	10
40-0125	A&C	63881-67	Upper Seal Kit	Kit
		63882-67	Lower Seal	
14-0526	F	63879-53	O-Ring	10
12-0940	H	63878-53	Clip	10
40-9955	I	63885-65	Dipstick	Each
40-0504	J	62610-52A	Chrome Cap Assembly	Each




**Perf-Form Filter Unit** is a complete drop-in replacement. 1965-81 FX-FL. Spring included.

**VT No. 40-0380**





# Outer Primary Cover



Floorboard Tab  
for 1970-84 FLH  
models

43-0339

**Big Twin Outer Primary Covers** are from new die cast tooling to replace stock parts. Kits include chrome primary cover, chrome allen screws, outer cover starter bearing and gaskets for derby, inspection and outer cover. All other covers are sold as cover only. Part number for screw kit given for reference only.

#	VT No.	OEM	Finish	Fits/Type	Chrome Allen Screw Kit
<b>4 Speed Chain Drive</b>					
<b>A</b>	43-0201*	60508-70	Chrome	1970-84 FLH, with tab and chain final drive	8762-17
	43-0458	60508-70	Chrome	1970-84 FLH with tab	8762-17
	43-0231*	Kit	Chrome	As Above	
	43-0208	60508-70	Polished	1970-84 FLH, with tab	8762-17
	43-0354*	Kit	Polished	1970-84 FLH with tab	
<b>B</b>	43-0200*	60547-77	Chrome	1970-82 FXE, 8 hole with chain final drive	8762-17
	43-0256	60547-77	Chrome	1970-82 FXE, 9 hole with chain final drive	8762-17
	43-0230*	Kit	Chrome	As Above	
<b>C</b>	43-0169*	—	Chrome	1970-84 FX with milled slots for venting on belt drive models, 8 holes.	8762-17
<b>4 Speed Rear Belt Drive</b>					
<b>A</b>	43-0140	60525-82	Chrome	1982-85 FLH, 9 hole	8762-17
	43-0349	Kit	Chrome	1982-85 FLH, 9 hole with belt final drive	
	43-0243	60525-82	Chrome	1982-85 FLH, Note: Partially drilled 9th hole	8762-17
<b>B</b>	43-0348	60531-83B	Chrome	1983-85 FX, 9 hole	9959-38
	43-0217	Kit	Chrome	1982-85 FXB 9 hole with belt final drive	9959-38
	43-0242*	60498	Chrome	1980-82 FX, 8 hole	8762-17
<b>5 Speed FXR-FLT</b>					
<b>D</b>	43-0204	60605-79	Chrome	1982-84 FXR, 1980-84 FLT	8763-20
	43-0339	Kit	Chrome	1982-84 FXR, 1980-84 FLT	

\*Note: Partially drilled 9 hole



**Steel Inner Primary Covers** to fit 1970-84 without electric start.

VT No.	Type
42-0617	Inner
42-0612	Outer



**Outer Primary Cover Kit** includes polished or chrome outer primary cover, chrome derby cover, chrome inspection cover, starter shaft extension, gaskets and screws. Fits 1965-69 FL.  
**VT No. Finish**  
43-0045 Polished  
43-0046 Chrome



# Chrome Customizer

43-0505



**V-Twin™ Chrome Customizer Kits** include chrome parts and hardware for installation as pictured. Kits require removal of engine to install rocker box covers. All kits for electric start models unless noted as kick and electric. Smooth derby and inspection covers are included on FXST kits. Inspection cover on FXR, FXE, FLT and FLH applications must be purchased separately. **\*Note:** Does not include gasket. 1980-84 kits do not include trans top cover.

## VT No. Year Model

### Shovelhead 4-Speed Chain Drive Models

43-0505*	1970-84	FLH
43-0506*	1970-84	FLH, Kick and Electric
43-0507*	1970-84	FXE, Kick and Electric

### Shovelhead 4-Speed Belt Drive Models

43-0510*	1982-85	FLH, Kick and Electric
----------	---------	------------------------

### Shovelhead 5-Speed Belt Drive Models

43-0508*	1979-82	FLT, Chain
	1980-84	FLT, Belt
	1981-84	FXR, Belt




**GB Primary Cover Gasket Kit** contains all the necessary gaskets and hardware when making inner primary repairs, primary chain, clutch hub, clutch or left side transmission repairs. One part number covers all necessary parts. Fits 1965-88 4-5 Speed FXST. **VT No. 15-0888**



15-0621



15-0670



15-0623

**GB Primary Cover Gasket Kit** contains all the necessary gaskets and hardware when making inner primary repairs, primary chain, clutch hub, clutch or left side transmission repairs. One part number covers all necessary parts.

VT No.	Fits	Speed
15-0621	1965-E82 FL-FX	4
15-0670	L1982-84 FL-FX	4
15-0623	1980-84 FLT-FXR	5



15-0866

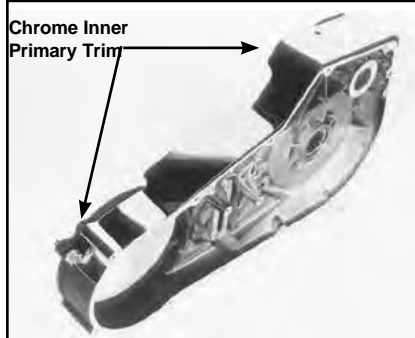

**James Primary Kits** include beaded outer gasket.

VT No.	Year	Model
15-0865	1965-84	FX-FL No Seals
15-0866	1965-84	FX-FL
15-1335	As Above	with Foamet®
15-0869	1980-84	FXR-FLT





# Inner Primary Cover 1965-84




**Chrome Inner Primary Trim** easily adapts to stock cast inner primary without complicated disassembly. Fits 1970-84 FX-FL.  
**VT No. 42-0314**



**Inner Primary Assembled with all components pictured!**

**1970-85 FX and 1970-84 FL Complete Inner Primary Housing Assembly** for 4 Speed models includes die cast inner cover in chrome or polished finish, bearing, seal, chain tensioner, detent plate, vent tube, chain oiler tube, and drain plug. **Assembled.** Note: Use starter 43-9122 housing for Hitachi and 43-9123 for Prestolite applications.

Polish	Chrome	Year/Model
43-0352	43-0350	1970-85 FX
43-0353	43-0351	1970-84 FLH



**Inner Primary** is cast construction with natural finish as stock replaces 60617-65A. Order mounting hardware & bearing separately. Fits 1965-69 Big Twin.

VT No.	Item
43-0988	Replica Inner
17-0510	Inner Bearing



**With Shift Shaft Hole**



**43-0137**



**43-0146**



**43-0195**



**Without Shift Shaft Hole  
43-0147 FL Type**

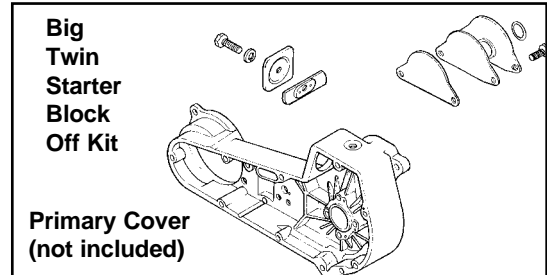
**FX-FLH 4 Speed Cast Inner Primary Cover** available in chrome, cast or polished.

VT No.	OEM	Finish	Fits
43-0202	60441-82A	Chrome	1970-84 FX-FXE
43-0137	60441-82A	Polished	1970-84 FX-FXE
43-0146	60619-70	Polished	1970-84 FL-FLH
43-0195	W/sealed bearing	Polished	1970-84 FL-FLH
43-0147	60619-70	Chrome	1970-84 FL-FLH

Die Cast Primary Covers are manufactured from a casting process. It is the nature of parts produced from this process to have small random subsurface imperfections that can be uncovered during the polishing process. These may appear as very small cosmetic imperfections after chrome plating. We also do not polish in areas that are not readily visible once assembled on the motorcycle or by polishing machines such as small depressions or tight corners. As these conditions are common in polished and chrome-plated castings, a reasonable standard of acceptability has been established to bring you the highest quality product at an affordable price. This part meets Perma Chrome™ cosmetic standard. The aforementioned cosmetic conditions are considered reasonable for this part and are not considered warrantable.



# Inner Primary Bearing



**Inner Bearing and Seal Kit for Big Twin models.**

VT No.	OEM	Fits
17-0510	9037	1965-69 4-Speed
17-0511*	9040	1970-84 4-Speed
17-0503*	Dbl Seal	1970-84 4-Speed
12-0373	9040	1970-78 4-Speed without seal, thin
12-0356	9061	Late 1979-Early 84 4-Speed
14-0104	12018	1970-84 Seal, 5 pack

\*Note: Includes bearing seal

**Bearings Only, Number of Shields Noted.**

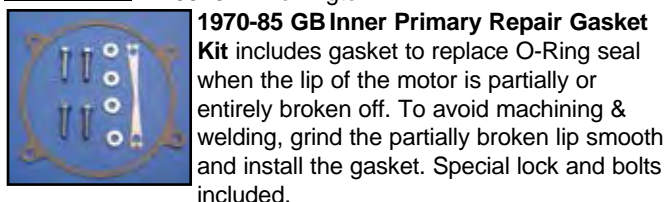
12-0373	9040	1970-78 thin, no shield
12-0313	9061	1970-84 Sealed, 2 shields
12-0340	8975	1980-84 5-Speed FXR-FLT

**V-Twin Inner Primary O-Ring** fits 1970-82. Replaces 11125.  
**VT No. 14-0511**



**Outer Primary Cover Needle Bearing** presses in outer primary cover to secure end of starter shaft. Fits 1965-88. Replaces OEM# 9063.

VT No.	Brand
12-0318	12-0395 VT
	12-0318 Torrington



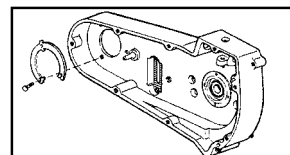
**VT No. 15-0223**



**Inner Primary O-Ring Saver Kit** for 1970-84 Big Twins. Replaces stock type O-ring with a gasket. Used for repairing damaged crankcase O-ring sealing lip. Available with a silicone beaded metal gasket or a foam rubber coated gasket. Includes lock tab.

VT No.	Item	Brand
15-1280	Metal Beaded	James
15-1299	Metal Beaded	GB
15-1281	Metal Foam Rubber	James

**Big Twin Starter Block Off Kit** for use on all 1965-84 4-Speed Big Twin models. **VT No. 18-1136**



**Aluminum Inner Primary Mounting Kits** contain all stock type hardware for mounting aluminum inner chain housing on all Big Twin.

VT No.	Years
8798-12	1965-69 Colony Lock Ring with Bolts
17-0942	As Above Lock Ring Only
37-8666	1970-79 Kit with Studs and Bolts
9868-26	As Above, Colony
37-8667	1980-85
9869-24	As Above, Colony
37-8803	1971-up Bolt with Wire Hole
12-2113	1980-84 Stud Trans Ear
17-9222	1980-83 FLT-FXR, Lock Tab



**Primary Case Saver** protects inner case and starter housing area which is damaged by drive chain. Reinforced nylon.

**VT No. 19-0415**

**1970-up Big Twin Inner Primary Lock Tab.** One piece design eliminates need for safety wire, 5 pack. **VT No. 17-0937**




**Chain Oiler Fitting** replaces 60549-70 on FL-FX 1970-84, attaches to inner primary cover, each.

**VT No. Item**

**40-0524** Oiler

**40-9976** Side hole for extra oil

**Primary Baffle Plate** replaces 60556-74 on all 1970-84 FX-FL. Helps keep oil out of clutch pack. **VT No. 12-1519**





**Chrome Derbys** are 3 bolt type for 1970-98 Big Twins.  
Order gaskets separately.

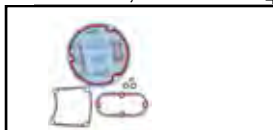
# Derby Cover



CLASSIC




<b>VT No.</b>	<b>Type</b>	<b>42-0747</b>	Flame	<b>42-1118</b>	Contour, black	<b>42-1150</b>	Grooved, black
<b>42-0605</b>	Chrome Dome (Kit)	<b>42-0958</b>	Maltese	<b>42-1090</b>	Perforated, chrome	<b>42-1061</b>	Mesh Skull, black
<b>42-1029</b>	Chrome Dome	<b>42-6070</b>	Iron Cross	<b>42-1142</b>	Grooved, chrome	<b>42-1258</b>	Bad Skull, black
<b>42-0102</b>	Finned 80" Polished	<b>42-0107</b>	Eagle Spirit	<b>42-1150</b>	Grooved, black	<b>42-1257</b>	Bad Skull, chrome
<b>42-0036</b>	Chrome Button Allen	<b>42-9944</b>	Eagle Spirit	<b>42-7101</b>	Domed skull	<b>42-7102</b>	Smooth, ring
<b>42-0616</b>	Chrome Ventilated	<b>42-0632</b>	Black Finned	<b>42-7100</b>	Domed skull	<b>42-0108</b>	3-D spinner
<b>42-9965</b>	Early Style Bird	<b>42-1073</b>	Lady	<b>42-0195</b>	Smooth, chrome	<b>42-1086</b>	Ball Milled
<b>42-0578</b>	Bonehead	<b>42-1075</b>	Flame	<b>42-0194</b>	Smooth, black	<b>42-0195</b>	Smooth, black
<b>42-0579</b>	Cross	<b>42-1265</b>	Skull, black	<b>42-0131</b>	Raised, skull	<b>42-0194</b>	Smooth, chrome
<b>42-0091</b>	Skull	<b>42-0470</b>	Flame	<b>42-0580</b>	Big skull		
<b>42-0558</b>	Skull, black	<b>42-0471</b>	Flame, black	<b>42-1380</b>	Air Flow, black		
<b>42-0991</b>	Red Baron	<b>42-1087</b>	Contour, chrome	<b>42-1379</b>	Air Flow, chrome		



**Primary Derby Gasket Kit** used to replace gaskets and seals after clutch and primary chain adjustment on Big Twins, FLT, FXD or ST models. Fits 1970-98, 3-Hole.  
**VT No. 15-1506**

## Screws



**Chrome Screw Kits** for Big Twin primary covers.

Acorn	Allen	Year	Speed
<b>7350-15</b>	<b>8762-17</b>	1970-84 FX-FL4	
		1984-85 FXST 5	
<b>8481-20</b>	<b>8763-20</b>	1980-84 All	5



**Stock Primary Cover Screws** are plated original type fasteners to mount outer aluminum primary and inspection covers on Big Twin 4-Spd.


Chrome	Cadmium	Fits
<b>8799-12</b>	<b>8800-12</b>	1965-69
<b>9307-17</b>	<b>9308-17</b>	1970-80



# Derby Kit



**Chrome Flame Derby and Inspection Oval Set.** Screws included. Fits 1965-98 FL and Softail.  
VT No. 42-0817



**Chrome Inspection Ovals** for 1965-up Big Twin alloy primary covers. \*Note: Unless noted.

VT No.	OEM	Type
42-0603	60513-71	1971-73 FX with hole
42-0601	60572-78	1965-84 FLH
42-0630	60574-65	FX-FL with Peg Stud
42-0602	60579-74	1974-82 FX with bushing
42-0324		Bushing Cover
42-0600	Die cast	Finned
42-1105	Skull	1965-84 FLH
42-0610	Billet	
42-0826	Flywheel	
42-0749	Flame	
42-1008	Bonehead	
42-1267	Skull	
42-0476	Flame	
42-0477*	Black Flame	
42-1136	Flame	
42-0188	Chrome	
42-0187	Black	
42-0478	Chrome with gold wings	



## Flame Covers.

VT No.	Item
42-0747	Derby, 3-Hole
42-0748	Points Cover



**Chrome Ventilated Oval and Derby Kit** for 1970-98 primary covers.

VT No.	Style
42-1226	V-Twin Vented
42-1225	Billet Vented



**V-Tech Covers** feature allen screw styling in deluxe chrome die cast metal.

VT No.	Item
42-0036	Derby
42-0035	Points
42-0002	Oval
42-0040	Oval with shift, FXE hole

**Chrome Shifter Lever** Cover replaces 60400-74. Use on all 1974-up all FX models except FXWG and FXR.

VT No.	Item
42-0324	Cover
10-0743	Bushing
10-0749	Bushing .015



**Chrome 5-Speed Inspection Covers** are available with or without shifter hole.

Without Shift Hole	Years	Model
42-0604	32519-80	1982-84 FXR-FLT
With Shift Hole		
42-0629	60642-82	1982-Early 84 FXR
42-0049	—	1985-94 FLT



**Primary Derby Gasket Kit** used to replace gaskets and seals after clutch and primary chain adjustment on Big Twins.

VT No.	Derby	Year	Holes
15-1507	15-0562	1999-up	5-Hole
15-1506	15-0563	1970-98	3-Hole



# Outer Primary Cover 1936-64



**V-Twin™ Replica Outer Primary Cover** for 1955-64 Big

Twins, order plug separately.

VT No.	Finish	Item
42-0880	Black	Cover
42-0881	Chrome	Cover
42-0385	Chrome	Cover Kit
37-8349	Plugs	
14-0542	O-Ring	
15-0417	Primary Gasket and Plug Kit	



**1936-64 Big Twin Inner Primary Cover Screw Kits** include screws for outer cover, derby and inspection cover.

VT No.	Finish	Type
7414-20	Chrome	Acorn
8756-30	Chrome	Allen
8155-30	Chrome Screw	Stock
8156-30	Cadmium Screw	Stock
9724-30	Parkerized Screw	Stock




**Chrome Steel Outer Primary Cover** for Big Twins. Early type is shallow in sprocket area. Compensator type is deeper for sprocket clearance.

VT No.	Type	Years	Finish
42-0613	Comp	1936-64	Chrome, Smooth
42-0611	Early	1936-54	Chrome
42-0595	Early	1936-54	Black
42-0612	Comp	1955-64	Chrome
42-0594	Comp	1955-64	Black
42-0391	SS	1936-64	Kit



42-3754




42-4154



42-3640




**V-Twin™ Replica Outer Primary Covers** for 1936-54 Big Twins are produced with new tooling for accurate fit and shape.

VT No.	Finish	Year
42-3754	Black	1941-54
42-4154	Chrome	1941-54
42-0372	Black	1941-54 Kit
42-3640	Black	1936-40



**Derby Covers** for tin outer primary.

VT No.	#	Type/Finish
42-0627	A	Dimple/Chrome
42-0642	A	Dimple/Black
42-0870	A	Dimple/Replica Black
42-0873	A	Dimple/Chrome
42-0875	A	Dimple/Replica SS
42-0614	B	Chrome
42-0628	C	Bird/Chrome
42-1577		World's Fair



**Chrome Inspection Covers** for Big Twin.

VT No.	Type	VT No.	Type
42-0871	Black, Replica	42-0659	Flat
42-0874	Chrome, Replica	42-0626	Dimpled
42-0876	Stainless, Replica	42-0641	Black



# Inner Primary Cover 1936-64



Oil  
Guard  
Detail



**Replica Inner Primary Covers** with drain fitting installed. 42-0699 includes sprocket oil guard. Oil guard may have to be removed on some foot shift applications.

Black	Chrome	OEM	Year
42-3654	—	60626-36	1936-54
42-0644	42-0643	60626-36	1936-54
42-0646	42-0645	60620-55	1955-57
—	42-0862	60620-58B	1958-64
Raw			
42-1212		60626-36	1936-54
42-1213		60620-55	1955-57
42-1214		60620-58	1958-64



42-1872

**Steel Inner Primary Covers** for 1936-54 has small hole at motor end, 1955-69 has large hole for splined sprocket shaft. The 42-0623 is slightly deeper to mount to 1965-69 engine cases.

Chrome	Black	Years	Item
42-0621	42-0619	1936-54	
42-1139	42-1138	1955-57	
42-0622	42-0620	1958-64	
42-0623		1965-69	Chrome
42-0617*		1970-84	Alternator type
	42-3654	1936-52	Black
Bracket			
49-1152		1936-57	Lower and Upper
49-1153		1958-64	Upper
42-1521		1939-57	Rebuild Kit
42-1872			Tab Kit

\*Note: Allows use of 1955-64 type compensator outer covers on alternator, electric start must be sacrificed.

764



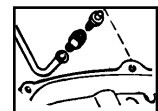


**Inner Primary Mounting Kits** contain all hardware to mount tin inner primary to engine on Big Twins.

VT No.	Years
7811-14	1936-54
7812-12	1955-64



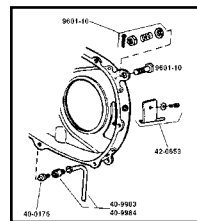
**Inner Primary Mount Kit** includes hardware to mount inner to oil tank and frame.

VT No.	Finish
9601-10	Parkerized
2071-10	Chrome



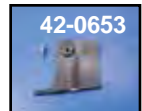
**Inner Primary Cover Drain Tube** for sheet metal early Big Twin primary. Tube with nut.

VT No.	OEM	Year/Type
40-9983	60546-36	1937-58 Rigid
40-9984	60546-59	1959-64 SAF
40-0835		Fitting



**1954-64 Rear Chain Oiler Kit** replaces 63591-62 to fit on rear of inner primary cover includes screw.

VT No.	Item
42-0653	Rear Chain Oiler
40-9983	Oil Drain 1936-57
40-9984	Oil Drain 1958-64
42-0589	Oil Guard
42-0835	Fitting



**Chain Oil Kit.** Cad plated oiler body, 63607-54, oiler adjusting screw, 63610-53, nut and brass washer used on 1954-62 Panheads.



VT No. 2321-4



**Primary Gasket Kit** includes 3 cork gaskets for 1936-64 Big Twin outer primary covers, includes 60540-36, 60567-36 and 60565-36.

**Cork Primary Cover Gaskets** for 1936-64 Big Twin.

James	GB	OEM	Item
15-0905	15-0175	60540-36	Primary
15-0919	15-0177	60565-36	Clutch Cover
15-0920	15-0178	60567-36	Inspection
15-0180	15-0408	60629-55	Inner Primary, 1955-64
15-0844	15-0642	—	Kit Complete, 1936-54
—	15-0417	—	Kit Complete, 1936-64



**Reinforcement Ring** fits inner primary.

VT No.	Year
42-0618	1936-54
49-0759	1955-64






# Spoke Set Chart



**Flat Flanged Hubs.** Front and rear hubs (45-0317, 45-0670, 45-0330, 45-0306 with horizontal flanges) including 1936-84 FL-FLH front and rear, 1973-84 FX-FXE rear, 1954-99 XL Rear, 1984-95 FLST-FXST-FXDWG front or rear, 1996-up FLST-FXST alloy rear, 1986-up FLT rear, 2000-up XL alloy rear and 1996-up Dynaglide alloy rear. **All Spokes Listed Are 6-8 Gauge with short shank.**

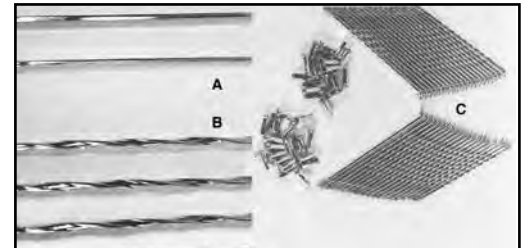


SPOKE SETS FOR FLAT FLANGE HUBS									
Chrome V-Twin	Chrome Buchanan	Chrome Twirled V-Twin	Chrome Twirled Buchanan	Stainless Twirled V-Twin	Stainless Twirled Buchanan	Chrome Diamond V-Twin	Chrome Diamond Buchanan	Size	Rim Note Type*
45-0620								15"	DC
45-0621	45-0720	45-0703	45-0675	45-0709			45-0682	16"	DC 3
45-0762		45-0765						17"	DC 4
45-0601	45-0721							18"	C
45-0610								18"	DC
45-0602			45-0727		45-0729			19"	C
45-0767	45-0728		45-0730					19"	DC 1
45-0603	45-0723	45-0706	45-0677	45-0726	45-0700	45-0716	45-0684	21"	DC/C

SPOKE SETS FOR FLAT FLANGED HUBS						
Chrome Rippled Buchanan	Stainless V-Twin	Stainless Buchanan	Cadmium Plated V-Twin	Rim Size	Rim Type*	Note
45-0731	45-0409	45-0651	45-0710	16"	DC	3
	45-0748	45-0652	45-0798	18"	C	
		45-0656		18"	DC	
		45-0653		19"	C	
	45-0764	45-0654		19"	DC	1
	45-0768	45-0674		19"	DC	2
	45-0713	45-0655		21"	DC/C	

## Notes:

1. Fits Disc Type Spool Hub Only
  2. Fits Drum Type Spool Hub Only (Cross 3)
  3. VT No.45-0409 is Hand Polished
  4. Use with rim 52-0435
  5. Fits 1995-up FXD-XL Applications.
- \*Note: Rim Type Drop Center = DC or Conventional = C



## Twirled-Diamond-Stock


are noted as the following:

- B Twirled Buchanan
- B Twirled v-Twin
- A Diamond Buchanan
- C Ripple Style

**All Spokes Listed Are 6-8 Gauge**

**1973-up Alloy Hub Spoke Sets** with single or dual disc with vertical flanges to house spokes. Sets include 20 long and 20 short shank spokes. Shank is 8 gauge portion which fits in hub flange with 40 nipples.

SPOKE SETS FOR ALLOY FRONT DISC SPOOLS											
Perma Chrome	Cadmium V-Twin	Chrome V-Twin	Chrome Twirled V-Twin	Chrome Twirled Buchanan	Stainless Twirled Buchanan	Chrome Diamond Buchanan	Chrome Rippled Buchanan	Stainless V-Twin	Stainless Buchanan	Size	Rim Type
		45-0606							45-0661	19"	C
45-0631	45-0155	45-0623	45-0705	45-0676	45-0699	45-0683		45-0714	45-0660	19"	DC
		45-0751	45-0686	45-0701	45-0687		45-0755	45-0612	45-0662	21"	DC/C
	45-0611							45-0612		21"	DC/C/ Note: 5



16" Heavy 5-8 Gauge Spoke Set in stainless finish.  
VT No. 45-0738



6/8 Gauge Nipple 40 Piece Set.

VT No.	Type
45-0626	Standard, Chrome
45-0160	Standard, Cadmium
45-0680	Standard, Stainless
45-0749	Standard, Chrome
45-0750	Extended, Stainless
45-0521	Extended, Chrome
45-0781	Extended, Chrome
45-0782	Extended, Stainless



# 1936-66 Replica Wheels



52-0100



52-0800



52-0876



52-1252

**1936-66 Big Twin Star Hub Type Wheel** includes chrome hub, chrome rim and choice of chrome or stainless spokes. Fits front or rear and hub and is assembled like stock with loose type roller bearings. All wheels include rubber rim strip installed.

Chrome	Stainless	Diameter	Width
52-0100	52-0800	16" F & R	3.00"
52-0876	52-0877	18" F & R	2.15"
52-0831	52-0832	16" Rear	4.00"
52-0115	—	18" Rear	4.25"
52-0102	—	19" Front	1.85"
—	52-0801	19" Front	2.15" (Drop Center)
52-0103	52-0802	21" Front	2.15"
52-0487	—	21"	3.25"
52-0796	—	16"	3.00", Timken
52-0797	—	21"	3.00", Timken

**Replica Wheel Assemblies** include the black "step" style hub.

VT No.	Rim	Spoke	Size
52-1253	Black	SS	16"
52-2047	Chrome	Cad	16"
52-2050	Black	SS	16"
52-1271	Black	Cad	18"
52-1252	Black	SS	18"

**All Wheels include V-Twin's Replica Star Hub** which will accept original type axles and sleeves.



52-2046



52-0847



52-0866



52-0880



52-0796



52-0878



52-0881 18"



52-0644



52-0886



52-0887



52-0889



52-1017

**1936-66 Big Twin Star Hub Type Wheel** includes black hub with choice of chrome replica rim and chrome spokes or black replica rim and stainless steel spokes. All wheels include rubber rim strip installed. **\*Note:** With stainless steel spokes.

Chrome Rim	Chrome	Black Rim	Diameter	Spoke	Width
Stainless Spokes	Spokes & Rim	Stainless Spokes			
52-2046	—	—	16"	Zinc Spokes	3.00"
—	52-0847	52-0866	16"		3.00"
52-0880*	—	—	16"		3.00"
52-0796	—	—	16"		3.00"
—	52-0878	52-0881	18"		2.15"
—	—	52-0644	18"	Cadmium	2.15"
52-0886*	—	—	18"		2.15"
—	52-0887	52-0889	19"		2.15"
—	52-1017	—	23"	Front	3.00"



# Front Wheel Assembly 35 & 41 mm Fork



Chrome Spokes Chr. Hub	Stainless Spokes Chr. Hub	Rim Diameter	Rim Width	
<b>1973 Only XL w/single disc. Fits 35mm forks.</b>				
52-0158	—	19" Drop Center	2.50"	
52-0174	—	21"	1.85"	
<b>1974-77 XL Clover Type with single disc. Fits 35mm forks.</b>				
52-0165	52-0817	19" Drop Center	2.50"	
52-0161	—	21"	1.85"	
<b>1974-77 XL Clover Type with single disc satin hub. Fits 35mm forks.</b>				
52-0187	52-0188	19" Drop Center	2.50"	
52-0189	—	21"	1.85"	
<b>1978-83 XL with dual disc. Fits 35mm forks.</b>				
52-0155	52-0818	19" Drop Center	2.50"	
52-0151	52-0819	21"	2.15"	
<b>1980-83 FXWG with dual disc. 5/16" rotor mount holes. Fits 41mm forks.</b>				
52-0131	52-0132	16"	3.00"	
52-0821	52-0822	19"	1.85"	
52-0128	52-0820	19" Drop Center	2.50"	
52-0127	52-0181	21"	2.15"	
52-0490	—	21"	3.25"	
<b>1973-84 FL with 3/8" disc mount holes</b>				
52-0129	52-0179	16"	3.00"	
52-0863*	52-0864**	16" Deluxe	3.00"	
52-0814	52-0812	19"	2.50"	
52-0815	52-0813	21"	1.85"	
52-1026	—	23"	3.00"	

\*Note: Deluxe rims are OE style

Wheel Builders



Since 1969

CLASSIC

## Wheel Rim



**Drop Center Chrome Rims** features drop center design for bead and 40 spoke holes. All are chrome unless noted. **Note:** Large hole accepts rubber valve stem tube. Small hole accept metal stem tubes.



**16" Rim w/Large Side Valve Stem Hole**

VT No.	Width	Brand
52-0226	3.0"	Perma Chrome
52-0699	3.0"	As Above Raw
52-0692	3.0"	Black Powder
52-0433	3.0"	Black Police
52-0223	4.0"	V-Twin
52-0432	—	Chrome
52-0303	4.0"	Replica
52-0381	4.0"	VT

**16" Rim w/Small Side Valve Stem Hole**

VT No.	Width	Brand
52-0230	3.0"	Center Valve
52-0222	3.0"	Perma Chrome
52-0691	3.5"	Perma Chrome
52-0228	4.5"	Perma Chrome
52-0233	3.0"	Black, Center Valve

**18" Rim with Small Center Hole**

VT No.	Width	Brand
52-0707	2.5"	V-Twin
52-0229	4.25"	Perma/Chrome
52-0435	4.5"	—
52-0896	6.0"	—

**18" Rim with Small Center Hole**

VT No.	Width	Brand
52-0229	4.5"	—

**16" x 3.00" Police Rims.**

Chrome	Black
52-0379	52-0376

VT No.	Width	Brand
52-0700	2.50"	Perma Chrome 43018-73
52-0977	2.50"	V-Twin, 43002-70
52-1208	2.15"	Black
52-1209	2.15"	Black



## 1967-72 Wheels

**1967-72 Big Twin Wheel Assembly** fits front or rear includes lock, screw, seal spacer, tube spacer and a bearing.

Chrome Spokes	Stainless Spokes	Width	Diameter
52-0146*	52-0745*	3.00"	16" Front or Rear
—	52-1039**	3.00"	16" Front/Rear
52-0106	52-0803	3.00"	16" Front or Rear
—	52-0804	4.00"	16" Rear
—	52-0124	2.50"	19" Front
52-0123	52-0806	2.15"	21" Front

\*Note: Assembled with black finish hub.

\*\*Note: Black Rim and Hub

**Note:** 1967-72 type Hub utilizes 1 bearing in Hub and must be supported on the other side by a brake drum or our adapter VT No. 45-0314. Front drum uses 1 bearing, rear drum sprocket, 2 bearings.



**Internal Bearing & Hardware Kit** for 1967-72 front and rear hubs. All parts necessary to build or rebuild a bare hub. Includes 3 bearings, tube spacer, seal, seal sleeve & hub lock (Left Hand Thread). Complete. **VT No. 44-0410**



# Big Twin Rear Wheel



52-2034

**Complete Wheel Assembly** features the following:

- Chrome Rim
- Chrome or Stainless Spokes
- Chrome Hub with Internals
- 40 Spoke Style.



52-0809



52-0937



**18 x 4.25" Rear Wheel** includes chrome steel hub and spokes. Accepts 150 thru 180 series tires. Fits 1973-84 FX-FL.  
**VT No. 52-0776**

## Wheels with Twirled Spokes



52-0841



Twirled Spoke Detail

Chrome Spokes	Stainless Spokes	Rim Diameter	Rim Width
1973-82 FX-FXE Rear, 1973-84 FL-FLH Front or rear, 3/8" disc Mount Holes with internals.			
52-0129	52-0179	16"	3.00"
52-0863*	52-0864*	16" Deluxe	3.00"
52-0126	52-1094	16"	3.50"
52-0937	52-0938	16"	4.00"
52-2043	—	16"	4.50"
52-2034	—	17"	4.50"
52-0776	—	18"	4.50"
1982-84 FXE, 1982-86 FXWG, 1982-85 FXR, 1984-85 FXST			
52-0168	52-0809	16"	3.00"

\*Note: Deluxe rims are OE style



**Chrome Wheel Assembly** features 3.00" x 16" profile "Smoothie" rim for 1973-84 front or rear FLH.  
**VT No. 52-0546**



52-0428

**Chrome 16" x 3.0" Wheel Assembly** fits 1973-84 Big Twin FX-FL. Laced and trued with bearings installed and includes drilled steel rotor and chrome 51 tooth sprocket. Chrome bolts are supplied for each side.

**VT No. Disc**  
**52-0428** 10"  
**52-0429** 11 1/2"



45-0102

### Replica Racing Hubs

VT No.	Disc	Finish	Axle
45-0108	Spool	Chrome	5/8"
45-0102	Spool	Nickel	3/8"
45-0106	Spool	Alloy	9/16"
45-0105	Spool	Alloy	3/4"
45-0109	Spool	Nickel	3/8"
45-0107	Rear	Alloy	9/16"



52-0844



52-0860

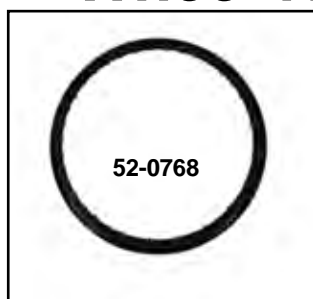
**Wheels with Twirled Spokes** include chrome hubs with internals, rim and twirled chrome spokes assembled.

VT No.	Fits	Type	Width
<b>FRONT</b>			
52-0844	1980-83 FXWG	21" Dual	2.15"
52-0860	1974-77 XL-FX	19" Single	2.50"
52-0846	1977-83 XL-FX	19" Dual/Single	2.50"
52-0944	1977-83 XL-FX	21" Dual/Single	2.15"
<b>REAR</b>			
52-0841	1973-82 FXE-FLH 1973-82 FLH	16" Rear & Front	3.00"
52-0850	1973-82 FXE-FLH	16"	4.00"
52-0177	1982-85 XL 1982-84 FXE 1982-86 FXWG 1984-85 FXR	16"	3.00"
52-0865	1954-78 XL	16"	3.00"
52-0883	1979-81 XL	16"	3.00"



# Wheel Rim

See page 471 for Complete Rim Listings.



52-0768



Inside Bead Width 2.20"

52-0945



52-1016



52-0785

**Replica™ Early Steel Wheel Rims** feature OEM style bead construction. **Note:** Spoke nipple holes may require enlarging before assembly with aftermarket spoke sets.

VT No.	OEM	Fits	Finish	Size	Model
52-0947	43004-35	Front & Rear	Black	18"	Big Twin
52-1019	43004-35	Front & Rear	Black	18"	Big Twin
52-0768	Powder	Front & Rear	Black	18"	Big Twin
52-0785	Powder	Front & Rear	Black	18"	Big Twin
52-1018	43005-35	Front & Rear	Chrome	18"	Big Twin
52-0961	3940-30	Front & Rear	Black	19"	VL
52-1016	Powder	Front & Rear	Black	19"	VL
52-0962	—	Front & Rear	Chrome	19"	VL
52-0946	43003-30	Front	Chrome	18"	45"
52-0963*	—	Front & Rear	Black	18"	
52-0964*	—	Front & Rear	Chrome	18"	
52-0025	—	Front & Rear	Alloy	18"	
52-0999	—	Front & Rear	Black	19"	
52-1034	—	Front & Rear	Black	19"	
52-0946	43003-30	Front	Chrome	18"	K
52-0969	—	Front	Chrome	19"	1952-63
52-0965	43002-64	Front	Chrome	19"	1964-72
52-0967	—	Front	Black	16"	45 Solo
52-0966	—	Front	Chrome	16"	45 Solo
52-0762	—	Front	Black	18"	Indian
52-0433	Replica	Front & Rear	Chrome	16"	Police
52-0434	Replica	Front & Rear	Black	16"	Police

\*Note: Features reverse roll and deep dish spoke area to fit models with integral 1/2 brake drum.

**Note:** 45 Solo Replica Front Rims VT No. 52-0966, 52-0967, and 52-0996 require OE style rim spokes.



52-0208




52-0203

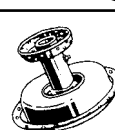
**Conventional Rims** are flat style. Fits front tires only and has 40 holes for custom applications.

Chrome	Black	Size	Width
52-0208	52-0234	18"	2.15"
52-0202	—	19"	1.85"
52-0203	—	21"	1.85"


# Spoke



(A) 1936-up Big Twin, Side Valve, OHV



(B) 45" Solo Front Hub 1938- K and XL 1/2 52. Sets include Drum Front 20 short and 20 Hub long spokes.




(C) 1952-63 52. Sets include Drum Front 20 short and 20 Hub long spokes.




45-0409

Order spokes by hub style as shown.



45-0710



45-0757

**1936-up Big Twin, Side Valve, Overhead Valve (A)**

VT No.	Finish	Size	Rim
45-0710	Cadmium	16"	Drop Center
45-0757	Zinc	16"	Drop Center
45-0651	Stainless Steel	16"	Drop Center
45-0409	Stainless Steel	16"	Drop Center
45-0720	Chrome	16"	Drop Center
45-0621	Chrome, V-Twin	16"	Drop Center
45-0743	Parkerized	18"	Drop Center
45-0744	Cadmium	18"	Drop Center
45-0652	Stainless Steel	18"	Drop Center
45-0748	Stainless Steel, V-Twin	18"	Drop Center
45-0721	Chrome	18"	Drop Center
45-0601	Chrome, V-Twin	18"	Drop Center
45-0653	Stainless Steel	19"	Drop Center
45-0602	Chrome V-Twin	19"	Conventional Nipple Set
45-0160	Cadmium	19"	Conventional Nipple Set

**1938-53 45" Solo Front (B)**

VT No.	Finish	Size	Rim
45-0664 <sup>1</sup>	Stainless	18"	Conventional
45-0783	Stainless	18"	OE
45-0697	Stainless	18"	OE Style
45-0663 <sup>1</sup>	Stainless	16"	Drop Center
45-0752	Stainless	16"	Drop Center, OE Style
45-0877	Stainless Steel, Replica	16"	Drop Center, OE Style

**1952-63 XL-K Front (C)**

VT No.	Finish	Size	Rim
45-0708	Stainless	18"	Conventional
45-0707	Stainless	19"	Conventional

**Note 1:** Cross One Pattern on Brake Drum Side



1930-36 VL Front and Rear

**Stainless Spokes for 1930-36 VL Front and Rear. Drop center.**

VT No.	Size	Rim
45-0735	18"	OE Style
45-0736	19"	OE Style



**Chrome Spoke and Rim Set**

includes chrome rim with 40 chrome 6-8 gauge spoke and nipple set. Fits 1936-up Big Twin, 16" x 3.0".

**VT No. 52-0300**



# Front And Rear Wheel Hub



45-0317



45-0303



45-0670



45-0297



45-0312



45-0294

All Hubs include bearings, races, seals, seal spacers and are assembled and chromed except where noted.



45-0307



45-0310



45-0311

## Rear Hubs

VT No.	OEM	Fits
45-0317	43540-73A	1973-E82 FX-FL-FXE 3/8" and 7/16" Holes
45-0303		1973-82 without bearing set
45-0670	40952-82A	1982-85 FXE-FXWG-FXR, 84-85 FXST

## Front Hubs

VT No.	OEM	Fits
45-0317	43540-73	1973-84 FLH-80 3/8" Disc Mount Hole
45-0297	43600-73	1973 only FX
45-0307	43600-74	1974-77 FX, Single Disc
45-0310	43600-78	1978-83 FX-FXE- FXEF- FXEF-80-FXE-80 1982-83 FXR-FXRS Dual Disc
45-0311*	—	As above, Satin
45-0294	43663-80A	1980-83 FXWG Dual Disc 5/16" Disc Bolt Holes

\*Note: Internals not included, order separately

## Hub Internal



Inner Hub Bearing Tube Spacers may be used in some cast mag wheel applications, when flange is removed. Check for proper length fit.

VT No.	OEM	Model/Year	Front/Rear
44-0309	43549-36	1935-66 Big Twin	Front and Rear
44-0310	43549-67	1967-72 Big Twin 1971-72 FX	Front and Rear Rear
44-0315	41185-63	1963-78 XL	Rear
<b>Steel Dual Flange Hub Spacer, Front &amp; Rear</b>			
44-0338*	43601-78	4.420"	Orange
44-0336*	43602-78	4.434"	Yellow
44-0337*	43603-78	4.448"	White
<b>Cast Wheel Hub Spacer, Front &amp; Rear</b>			
44-2032*	43604-78	4.420"	Red
44-2033*	43605-78	4.434"	Yellow
44-2034*	43606-78	4.448"	White

## Front Laced

44-0237	43668-82	FLT-FLST-FXST-WG
---------	----------	------------------

## Aluminum Hub Spacer, Front

44-0311	43740-64	1954-72 XL 1971-72 FX
44-2035*	43635-74	2.148" Gold/Violet
44-2036*	43633-74	2.162" Red/White
44-2037*	43745-73	2.166"
44-0312*	43634-74	2.177" Green/Orange
44-1981*	43625-78	2.536" Gold
44-1980*	43624-78	2.550" Pink
44-0313*	43623-78	2.564" Violet
44-0362	43613-00	Front, XL-FXD

\*Note: Choose proper length.



**Adjustable Inner Hub Spacer** for 1973-99 wire wheels and most custom wheel application.

VT No. 44-0639



3/4" Axle Spacer Saver use to hold axle spacers in place during rear wheel installation.

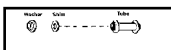
VT No. 16-0335

## Hub Rebuild



### 1973-83 Hub Hardware.

VT No.	OEM	Item
12-0922	11027	Snap Ring
44-0501	43559-73	Washer



**FLT Wheel Hub Hardware** fit 1982-99 models, 1982-99 FXR models.

VT No.	OEM	Item
44-2024	43613-92	2.424" Spacer for narrow hub
44-2025	43608-82	4.308" Spacer for wide hub
44-2026	43650-82	Spacer Washer
44-2027	43290-82	.032" Shims, 10 pack
44-2028	43291-82	.016" Shim
44-2029	43292-82	.008" Shim
44-2030	43293-82	.004" Shim
44-2031	43294-82	.002" Shim



**Wheel Seals.** Note: VT No.14-0139 and 14-0658 feature metal housing all others are rubber covered.

James	VT No.	OEM	Fits
14-0659	14-0140	47519-83A	83-99 FX, 85-99 FLST, Front/Rear Wheel Double Lip
—	14-0182	47519-83	1983-84 As Above
14-0657	14-0138	47519-58	1973-82 FX Rear Wheel 1973-82 FL Front/Rear Wire Double Lip
14-0658	14-0139	47519-72	1972-82 FX Front Wheel 1973-82 FL Front/Rear Mag Wheel
14-0622	14-0171	25414-82	Enclosed Chain Housing Seal for 1984 FXRT, 1982-84 FLT-FLHT
14-0664	—	12047	1980-81 FLT
—	12-0922	11027	Snap Ring





**Deluxe Rear Hub Rebuild** contains all internal parts including longest length inner spacer (white 4.4480). Spacer can be cut down or collar removed for some applications. Fits 1973-82 FL-FX.

**VT No. Bearing**  
**44-0426** Timken  
**44-0428** Peer



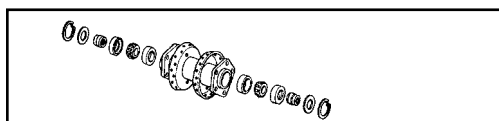
**Rear Wheel Bearing Race and Seal Kit.** Three kits available for mag and wire wheel applications. Each kit includes two each bearing, race and proper seals.

**VT No. Fits**  
**44-0418** 1982 FXR laced wheel  
 1973-82 All FX-FL models with Laced wheel and 1980-82 FL cast wheel  
**44-0419** 1973-84, All FX models with laced wheel and 1973-79 FL cast wheel  
 1979-82 XL cast or wire wheel



**1973-up Big Twin Hub Rebuild Kits** contains bearings, races, seals, snap rings, seal retainer washers and seal spacers. Hub and internal bearing spacer not included.

**VT No. Fits**  
**44-0450** 1973-79 FL Cast Wheel Front/Rear  
 1973-83 All FX's Cast Wheel Rear Only  
**44-0451** 1973-83 FL Laced Wheel Front & Rear  
 1980-83 FL Cast Wheel Front & Rear  
**44-0409** 1973-82 FX-FXE-FXEF-FXEF-80-FXE-80  
 FXWG Laced Wheel Rear Only  
**44-0452** 1982-83 FXWG, 1982 only FXS-80 Laced Wheel  
 1982-84 FXR-FXRS Laced Wheel Rear Only  
**44-0454** 1982-83 FXR-FXRS Cast Wheel only



**Front Wheel Assembly Kit** for steel hubs only. Contains two each, bearing, race, seal and one each correct seal spacer. Also included for certain applications only are two each snap ring and seal retainer washers. Not included in this kit is the internal bearing spacer. This may be ordered separately. Check listing.

**VT No. Wheel Fits**  
**44-0450** Cast 1973-83 FLH  
**44-0451** Wire 1973-83 FLH  
 Cast 1980-83 FXWG




**Sealed Bearing Kit** will replace tapered bearing and races on 1973-85 Big Twin rear, all 1973-84 FLH front.  
**VT No. 44-0930**

## Hub Rebuild



**Front Wheel Bearing, Race and Seal Kit** contains two each, bearing, race and proper seals. Three kits available.

**VT No. Fits**  
**44-0415** 1980-83 FXWG laced  
 1973-83 FLH laced  
 1980-83 FLH cast  
**44-0416** 1973-79 FLH cast  
 1973-83 FX-XL cast or wire  
 1982-83 FXR cast or wire



**Bearing Kit** includes two tapered bearings and two races replacing 9052 for wheel 1973-99 Big Twin swing arm 1958-85.

VT No.	Item	U/M
<b>44-0425</b>	Four Piece Kit	Kit
<b>44-0405</b>	Race and Bearing	Pair
<b>44-0406</b>	Bearing Only	Each
<b>44-0407</b>	Race Only	Each




**FX-FXE-XL FXR Front Internal Hub Kit** includes all internal parts for complete rebuilding of all alloy front hubs. Includes inner spacer, bearings, races seals and seal spacer matched for each year group. Hub is not included.

VT No.	Type	Fits
<b>44-0403</b>	Drum	1964-72 XL-XLH, 1971-72 FX
<b>12-0906</b>	Drum	Snap Ring for Above
<b>44-0402</b>	10" Disc	1973-only FX-XL
<b>44-0401</b>	11" Disc	1974-77 FX-FXE-XL
<b>44-0400</b>	Dual Disc	1977-83 FX-FXR-XL



**Wheel and Swing Arm Bearing and Seal Kit** is a deluxe kit which includes 2 of each type of seal for 1958-71, 1972-82, 1983-99 year group of swing arm and wheel bearing application, with two tapered cone bearing assemblies.

VT No.	Item
<b>44-1976</b>	Deluxe Kit
<b>12-0382</b>	Bearing Only
<b>12-0381</b>	Race Only
<b>12-0393</b>	Bearing and Race Kit, Two piece
<b>12-0787</b>	Bearing and Race Kit, Four piece





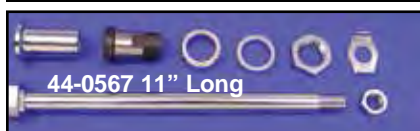
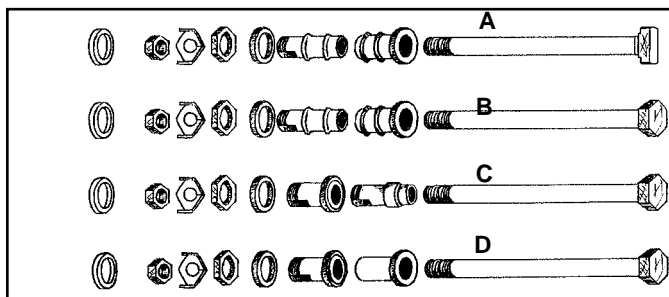







# Rear Axle Parts

First Offered by V-Twin in 1981!





**Rear Axle Kits** include chrome axle, nuts, sleeves and spacers for each application. Nut kit includes outer sleeve and axle nuts chrome. Sleeve is included on types A, B, C and D.



Kit Cpt	Spacer	Sleeve	Axle only	Nut Kit	#	Model/Year
44-0561	44-0343	44-0331	44-0216	9688-4	B	1941-52 45 Solo, Black
44-0349	44-0323	44-0331	44-0347	8832-4	B	1941-52 45 Solo, chrome
44-0360	44-0322	44-0330	44-0226	8160-4	B	1936-57 Rigid Big Twin (Hex)
44-0377	—	—	44-0231	9692-4	B	1936-57 Big Twin Hex Parkerized
44-0382	—	—	44-0721	9692-4		1941-57 Big Twin Hex Parkerized
—	—	—	44-0239	8160-4		1936-57 Big Twin Hex Chrome
44-0560	44-0322	44-0330	44-0215	8160-4	A	1936-57 Rigid Big Twin (Flat)
—	—	—	44-0272	8160-4		1936-57 Big Twin Hex Chrome
44-0348	44-0344	44-0330	44-0346	9692-4	A	1936-57 Rigid Big Twin (Flat) Parkerized
—	—	—	44-0272	9692-4T		1936-57 As Above
44-0562	44-0321	44-0329	44-0214	8160-4	C	1958-62 FL Big Twin
44-0508	—	—	—	—		As Above Parkerized
44-0582	44-0321	44-0355	44-0214	8160-4	C	1963-66 FL Big Twin
44-0509	—	—	—	—		As Above Parkerized
44-0567	44-0353	44-0327	44-0213	8160-4	D	1967-72 FX-FL
44-0510	—	—	—	—		As Above Parkerized
44-0563	44-0325	—	44-0212	8715-4		1973-85 FX-FL, Chain
44-0564	44-0340	—	44-0218	8715-4		1982-84 FXWG, FL, Belt



**Rear Axle Kit** replaces 41552-73 on 1973-84 chain drive FLH-FX, includes axle, pyramid adjuster blocks & chrome nuts. **VT No. 44-1957**



**Chrome Rear Axle Kits** fit 1973-84 FX & FL models. Kits include acorn or pike nuts.

**VT No. Type**

**44-0727** Acorn

**44-0728** Pike



**Rear Axle Seal Spacer Sets.**

**VT No. Application**

<b>44-0411</b>	1973-82 FX-FXE-FXEF-FXEF-80 FXE-80, FXWG, Wire Wheel 1973-83 All FL's Cast or Wire Wheel 1973-86 All FX's except FXWG
<b>44-0421</b>	1982-86 FXR's Cast/Wire Wheel pairs 1984-86 FXST Wire Wheel 1982-86 FXWG Wire Wheel 1982 only FXS-80, Wire Wheel 1982-86 FXB-FXSB Cast Wheel
<b>44-0423</b>	1983-86 FLH-80 Wire Wheel, each
<b>44-1944</b>	1982-84 FXR with Flange

**Rear Axle Spacers.**

Chrome	Zinc
<b>44-0325</b>	<b>44-2051</b>



**Application**

<b>44-0655</b>	<b>44-0340</b>
	1984-86 FXST Cast/Wire Wheel
	1973-82 All FL's Left Cast/Wire,
	1973-83 FX-FXE-FXEF-FXEF-80-
	FXWG Left Wire Wheel
	1981-86 FXE-80 Wire Wheel
	1973-86 All FX Cast Wheel
	1982 only Classic 1983-up FLH-80
	Cast or Wire, 1984-86 FXWG Wire
	1980-86 FXB-FXSB Cast Wheel

**Chrome Rear Axle Nut & Washer Kit** includes 2 extra thick washers, nut and lock washers for 1973-up, on square swing arms.

VT No.	Brand
<b>8715-4</b>	Colony
<b>44-0520</b>	V-Twin



**Axle Protector Plates** prevent axle nuts from scratching painted finish. Sold in pairs, polished stainless. 51-0680 fits Replica Rigid frames with forged rear axles plates.

VT No.	Fits	Type
<b>37-8882*</b>	Rigid Frame	Custom
<b>51-0680</b>	Rigid Frame	Replica

**\*Note:** Requires drilling & tapping at axle area. Drill and tap not included, screws included.




# Axle Adjuster



**Calibrated Rear Wheel Adjusters** feature chrome pyramid blocks with sight indicator to view calibrated adjuster bolt, for accurate and easy wheel alignment.

Adjuster bolt is chrome heavy duty 1/2" rod with micrometer markings, nut is stainless steel. Fits 1973-85 FX-FLH, 1984-86 FXST. **VT No. 44-2011**




**Complete Rear Wheel Adjuster Kit** for 1973-85 Big Twin models includes pull adjusters, chrome end plates, plated hex nuts and chrome plated tapered lock nuts. End cover and nut kit also available.

VT No.	Item
8100-8	Complete Kit
8101-6	End Cover Kit



**Pyramid Adjuster Block Kit.** Die cast chrome pyramid end caps with solid block type pull adjusters.

VT No.	Item	Model
44-0365	Kit	1973-85 FX-FL
44-0963	Kit	1973-85 FX-FL
44-0366	Blocks	1973-85 FX-FL
44-0485	Nuts	1973-85 FX-FL
44-0541	Adjusters	1973-85 FX-FL



## Rear Axle Adjuster Sets.

VT No.	Models
44-0334	1973-84 FX-FL w/chrome end caps
44-2009	Chrome End Cap only
44-0333	Adjuster Pull only, pair
44-0600	1981-94 FXR, 1979-83 FLT Zinc
44-0603	End Cap Outer for Above



**Axle Protector Plates** prevent axle nuts from scratching painted finish. Sold in pairs, polished stainless.

VT No.	Fits	Type
37-8882*	Rigid Frame	Custom
51-0680	Rigid Frame	Replica

**\*Note:** Requires drilling & tapping at axle area. Drill and tap not included, screws included.



**Axle Locator Set** allow use of 3/4 axle in stock Rigid frames with 7/8" axle slots.  
**VT No. 44-1946**

# Rear Axle Hardware 1930-72



**Rear Axle Nut and Lock Kit** includes sleeve nut, collar, axle nut and lock clip.


## Big Twin 1936-72

VT No.	Type	Finish
8160-4	Kit	Chrome
8160-4T	Kit	Chrome
44-0316	Collar Only	Chrome
8161-4	Kit	Cadmium
9692-4	Kit	Parkerized
9692-4T	Kit	Parkerized
37-8791	Lock Clip	Parkerized



## 45 1930-52


8832-4	Chrome
8832-4T	Chrome
9688-4	Parkerized
9688-4T	Parkerized
44-0662	Lock Clip
44-0662	Black
VL 1930-36	
9610-5	Chrome
9611-5	Parkerized



**Outer Rear Axle Spacers** for Big Twin.

Chrome	Zinc	OEM	#	Year
44-0322	44-0344*	41595-36	A	1936-57
44-0321	44-0339	41595-58	B	1958-66
44-0353	44-0354	41595-67	C	1967-72

**\*Note:** Parkerized



**Rear Axle Sleeves** for mechanical and hydraulic rear brake backing plates. **\*Note:** Fit between back plate & swing arm.

VT No.	OEM	Year	Model	Item
44-0331	41718-41	1941-52	45"	Sleeve
44-0330	41600-36	1936-57	Big Twin	Sleeve
44-0864		1936-57	Big Twin	Sleeve
44-0329	41600-58	1958-62	Big Twin	Sleeve
44-0319	41596-58	1958-62	Big Twin Side Plate	Spacer
	Chrome			
44-0355	41600-63	1963-66	Big Twin	Sleeve
44-0318*	41596-63	1963-72	Big Twin Side Plate	Spacer
	Zinc			
44-0378*	Chrome	1963-72	Big Twin Side Plate	Spacer
44-0327	41600-67	1967-72	Big Twin	Sleeve
44-0949		1937-57	Big Twin	Sleeve Kit



**Rear Chain Adjuster Sets** are heat treated. Available in pairs with plated lock nuts assembled to insure proper fitting threads.

Chrome	Cadmium	Parkerized	Fits
7704-2	8014-2	9629-2	1936-72 Big Twin
7814-2	8479-2	9628-2	1930-52 Solo 45
9500-4	—	9506-4	1932-73 Servi Car





# Front Axle Kit



44-1983




44-0568



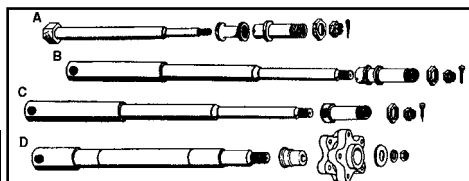
44-0225



44-0581



44-0570



**Front Axle Kits** include plated axle, nuts, spacer and hardware. Axle sleeve included when required.

Year/Model	Kit	Spacer	Nut Kit	Axle	Axle OEM	Finish	#
1936-48 BT Spring Fork with Sleeve 44-0300	44-0581	44-0304	8162-3	44-0209	43872-36	Chrome	A
1948-66 FL Glide, with Sleeve 44-0301	44-1983	44-0111	9406-3	44-0085	43875-48	Parkerized	B
1967-71 FL Glide, 1967-71 FL Glide, with Sleeve 44-0302	44-0568	—	8162-3	44-0200	43875-48	Chrome	B
1972 only FL Glide with spacer and flange	44-0225	—	8163-3	44-0224	43875-48	Zinc	C
1973-80 FL Glid, 1980-83 FXWG	44-0569	—	8162-3	44-0201	43875-67	Chrome	C
1981-85 FLH	44-0569	—	8162-3T	44-0201	43875-67	Chrome	C
1970-72 FX (Zinc)	44-0240	44-0397	8769-3	44-0228	43875-72	Chrome	D
1973-77 FX	44-0570	44-0303	8769-3	44-0202	43875-73	41	
1977-83 FXE	44-0383	44-0303	8769-3	44-0203	43875-73	Zinc	
	44-0571	—	44-0308	44-0204	43871-52	33	
	44-0573	—	8768-3	44-0205	43871-73	35	
	44-0574	—	8768-3	44-0206	43883-77	35	
	44-0576	—	8768-3	44-0206	43883-77	35	

**Axles** have chrome plated ends, except as noted. Order nut kit separately.


VT No.	OEM	Fits	Finish
44-0209	43872-36	1932-47 Springer Type Fork	Chrome
44-0085	43872-36	1932-47 Springer Type Fork	Parkerized
49-1963	43871-30	1930-52 45" Solo	Black
49-0260	—	1941-44 WLC	Black
44-0200	43875-48	1948-66 FL	Chrome
44-0224	43875-48	As Above	Zinc
44-0228	43875-72	1972 only	Chrome
44-0201	43875-67	1967-71 FL	Chrome
44-0202	43875-73	1973-80 FL, 1980-83 FXWG	Chrome
44-0222	43875-73	As above	Zinc
44-0203	43867-81	1981-85 FLH	Chrome
44-0208	43346-83	1983-86 FXWG, 1981-85 FLH-80, 1984-99 all FLT, 1984-up FXST	Chrome
44-0204	43871-52	1952-72 XL 1970-72 FX	Zinc
44-0205	43871-73	1973-77 XL-FX	Chrome
44-0206	43883-77	1978-83 XL's 1977-83 All FX except FXWG	Chrome



44-0397



44-0303



44-0295

## Front Axle Spacers

Chrome	Zinc	OEM	Side	Application
—	44-0397	43885-72	Left	1972 only 74 FLH
44-0653	44-0303	41594-73	Left	1973-86 FL, FLH, FLH-80, Classic 1980-82 FXWG
44-0657	44-0295	41607-83	Right	1983 FXWG



**Speedometer Drive Spacer** replaces drive units. Fits 1973-83 FX.  
VT No. 44-0390

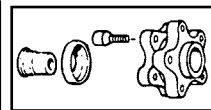


**Front Wheel Seal Spacers** sold each, except noted.

VT No.	OEM	Side	Application
44-0391	43548-73	Left	1973 XLH-XLCH-FX-FXE
44-0305	43548-74	Left	1974-77 XLH-XLCH-FX-FXE
44-0306	43488-77	Left	1978-95 XL-XLS-FX-FXE-FXEF FXEF-80, 1982-83 FXR-FXRS-FXRT
44-0411	41196-78	R-L	1973-84 FL-FLH-FLH-80 1980-86 FXWG, pair
44-0299	41196-83	R-L	L1983-84 FLH-80



44-0240



12-0331

**Left Side Disc Hub Flange** is used when large type disc caliper is mounted to glide FL fork on 1972 only.


VT No.	Type
44-0240	Complete Hub Flange Kit with axle
45-0314	1967-72, Flange only
44-0397	Spacer Left
44-0228	Chrome Axle Only
12-0331	1967-72, Flange Bearing only
23-0440	Chrome Lug Bolt Set



2263-2 Installed

**Pike Front Axle Nut Kit** fits 1972-up WG, 1984-up ST models and 39mm FXR and FXD.

VT No. 2263-2



44-0599

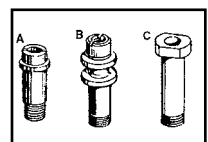
**Front Axle Nut Kits** are chrome or cadmium finish. Models which require sleeve nut, brake drum models, it is included along with castle nuts and cotter pins.

Chrome	Cad	Parkerized	Model
8162-3	8163-3	—	1946-71 Big Twin
9405-3	—	9406-3	1930-36 VL, 1936-45 Big Twin
8852-4	8853-4	9689-4	1929-36 45 Solo
—	8855-4	9690-4	1929-36 45 Solo
8162-3	8163-3	—	1930-71 Servi
—	8163-3	—	1930-71 Servi
44-0308	—	—	1971-72 FX (Nut Only)
8768-3	—	—	1973-up FX-XL
8769-3	—	—	1972-up FLH & WG
44-0599	—	—	1972-up WG



**Cadmium Front Axle Nut** replaces 7734W, 1/2 - 20 threads, zinc.

VT No.	Type
44-0307	Each
44-2013	5 pack



## Front Axle Sleeves.

VT No.	#	OEM	Fits
44-0300	A	43882-36	1937-48 Big Twin
44-0301	B	43882-48	1949-66 FL-FLH
44-0302	C	43882-67	1967-71 FL-FLH
12-0537	—	43886-30	Sleeve Nut






44-0111

## 1936-47 Big Twin Front Axle Spacers.

VT No.	OEM	Finish
44-0304	43884-36	Chrome
44-0111	43884-36	Parkerized



# Front Hubcap



**Chrome FL-FLH Front Wheel Hubcaps.** Full 8" dresser hubcap for wire wheels to fit between hub and axle without additional hardware.

VT No.	OEM	Years	Model
49-1998	43330-48	1936-57	Springer
45-0405	43303-49	1948-66	FLH
45-0406	43304-67	1967-72	FLH
45-0666	43304-73	1973-80	FLH
45-0667	44463-82	1981-84	FLH
37-8349	Fits	45-0405	Plug



**Rear Hub Cap** fits 1936-57 Rigid Big Twin.  
**VT No. 45-0669**



**Wheel Cover Sets.**

VT No.	Year	Fits	MM
49-0299*	1949-66	Front	221
	1941-57	Rear	
49-0291	1941-48	Front	194

**\*Note:** For Rigid Rear application right hand spacer must be turned down to fit into cover.



49-0299  
Installed



**1973-95 Chrome Mini Cap** fits between swing arm and axle spacer.

**VT No. 45-0692**



**1936-48 Big Twin "Atlas" Front Hubcap** is of alloy or chrome construction and acts as a hub cap and axle spacer on Big Twin Spring Forks.

**VT No. Finish**

49-0968 Alloy

49-0977 Chrome



**8" Spring Fork Hubcap** in chrome, replaces 43000-48. Fits all 1936-48 74", 1941-57 Servi-car front wheel. **VT No. 49-1998**



**4 1/2" Front Chrome Hubcaps** fit between hub and axle without additional hardware. Fits 1981-84 FLH.

**VT No. 42-0668**



**Left Side Hubcap** fits 1936-57 Spring Forks, OE covers, backing plates and rivets.

**VT No.**


49-0968 Left Side

49-1924 Set



**Replica Chrome Hubcap** replaces factory accessory 11260-46 to fit 1936-66 front and rear Big Twin. **VT No. 45-0400**

## Axle Cap



**Big Twin Front Axle Cap Sets** include right and left caps with set screws for glide type forks. Cap included for anchor stud on 37-0035 only.

VT No.	Type	Year/Model/Type
37-0035	3 pieces	1949-71 FLH, Axle and Anchor Stud Caps
37-1510	1 pieces	1949-71 FLH, Anchor Stud Cap
37-0034	2 pieces	1949-71 FLH, Axle Caps
37-0036	2 pieces	1972-84 FXWG-FLT-FXST, Axle Caps FLH and XL-FX with 39mm



**Chrome Rear Axle Nut Caps Set** for both axle nut and axle head where required, set screws and hex key wrench. Each cap has an internal hex to allow more thickness for the set screws thread to eliminate thread stripping.

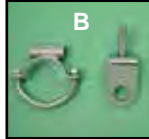

**Note:** These axle caps will not work on late model rear axles with cotter key locking devices.

VT No.	Fitment
37-8885	1982-86 FXWG
37-8884	1980-81 FXWG
37-8885	1981-85 FX, Except FXWG-FXST
37-8884	1973-80 FX, Except FXWG
37-8886	1971-72 FX
37-8885	1980-94 FLT
	Does Not Fit Rear 1989-94
37-8885	1981-84 FLH
37-8884	1973-80 FLH
37-8886	1972 FLH
37-8885	1981-84 FLH
37-8884	1973-80 FLH





**Solo Seat Kit** includes leather seat and mount kit for 1965-84 FL-FXE.  
**VT No. 47-0120**



**Chrome Spring Mount Kit** includes mounts for spring perch which attach to top shock studs and front clamp for nose bracket. Fits 1958-84 FX-FL.

**VT No. Type**  
**31-0502** A and B Complete Kit  
**31-0174** B Front U Clamp Only



**FLH Seat Bracket** attaches frame mount seat to 1958-84 FLH. Bolts to stock fenders 1976-84, Zinc plated.  
**VT No. 31-4005**



**Solo Seat Mount Kits** for 1936-84 Big Twin include nose bracket, chrome springs and rear brackets to mount small type solos only such as 47-0089. To mount larger Police seats purchase cross bar separately VT No. 31-0473. To mount K-model type solo order 31-0478 cross bar. Fits 1973-84 FX.  
**VT No. 31-4010**



**Police Type Solo Seat Mounting Kits** for 1958-84 Big Twin. Include nose bracket, chrome springs and rear mount


**VT No. Spring Type**  
**31-0580** 2" Coil  
**31-0606** 2" Hair Pin




## 1958-84 Seat



**Solo Seat** fits 1958-84 FX/FL.  
**VT No. 47-0599**



## Seat Bracket



**Chrome Seat Mount Tab** use 31-4018 rear on 1981-84 models when installing a one piece seat. Use 31-4018, on 1979-up XL Seat, VT No. 31-0413 1973-up rear. Use nylon washer under seat tab.

**VT No. Fits**  
**31-4018** Rear FXR  
**31-0413** Rear FXST-FLST  
**31-0653** Rear Tab Kit, 2000-up FXST, FLST  
**37-8858** Nylon Washer, 25 pieces



**Rear Seat Mount Tab Kit** allows removal of seat without reaching under fender. Kit includes black bracket, nylon washer, knob, 1/4 x 28 x 1/4 x 20 flathead allen screw and 1/4" well nut, to place in fender if stock 1/4 x 28 hole is stripped. Purchase rear seat tab separately.

**VT No. 31-0176**



**Rear Set Bracket** fits 1972-84 FXE.  
**VT No. 31-4014**



**Passenger Pad** fits stock seat rails on 1977-85 FLH-FLT- FLHT. Available in pillow style Naugahyde to match factory style seats. Includes mount, 13" tall. Passenger pads will fit seat rail shown.  
**VT No. 47-8654**



**Chrome Seat Rails** for 1977-84 FLH Includes clamp, 13" tall.  
**VT No. 31-0518**



## Replica Bubble Bag Set

49-2499



49-2450



**Replica Plastic Bubble Bag Sets** with 1958-84 brackets, supplied for Swing Arm Big Twin models. Bags include locks, chrome band, lids and inner chain.


VT No.	Type	Item
49-2499	Black	Bags Only w/lock set installed, no brackets
49-2498	White	Bags Only w/lock set installed, no brackets
49-2450	White	Bag Set with brackets and latches
49-2451	Black	Bag Set with brackets and latches
49-0381	Lock Set	One Side Only
49-2621	Bracket Set	1958-84 Big Twin
49-2634	Bracket Set	1941-57 Rigid



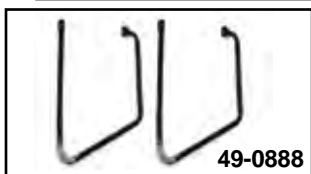

### Saddlebag Mount Bracket Sets

are to fit fiberglass bags.

VT No.	Fits	Item
49-2418	1963-77 FLH	Set
49-2754	1978-84 FLH	Set
49-2758	1978-84 FL	Set
49-2548	1978-84 FLH	Right
49-2549	1978-84 FLH	Left
49-2550	1963-84 FL	Rear Bracket, Each



## Saddlebag Hardware



**Chrome Saddlebag Supports** are designed to fit the contour of the fender struts and protect your bags from the brake caliper and swing arm. Fits 1971-85 FX-FXE.

VT No.	Type
31-9910	2-Bolt
31-9911	1-Bolt
49-0888	Black, Adjustable
49-0889	Chrome, Adjustable

778



## Saddlebag Set



**Glide Sets.** Black cowhide measure 21" x 14" x 6" feature chrome buckles, spots, conchos and Neoprene back to hold shape. Designed to replace the stock fiberglass saddlebags on 1958-84 FLH, by mounting

to existing pins on stock bag supports or VT No. 49-2418 which are available separately. Also included are plate brackets which may be mounted to fenders or most struts.

**VT No. Item**

48-3132 Bag Set Only

**Chrome Saddlebag Mount Bracket Sets** fit VT No. fiberglass bags.

**VT No. Fits**

49-2418 1963-77 FLH

49-2754 1978-84 FLH



Bertha FL  
1964-84 Bags

**Bertha Bag Sets** measure 20" x 14" x 7". Feature full leather construction, with fringe and 1/2" chrome spots. 1964-84 FL fit stock fiberglass saddlebag brackets.

**VT No. Item**

48-3184 Bertha Bag Set

49-2418 Bracket Set



**Large Three Buckle Thro-Over.** All bags glued, sewn and riveted. Available black only. Measures 13" Long x 5" Wide x 12" High.

**VT No. 48-3128**



**Black X-Large Three Buckle Thro-Over** measures 14 1/2" Long x 6" Wide x 12" High.

**VT No. 48-3127**



**Caliper Guard** mounts to axle and keeps saddlebags out of wheels on 1973-85 FX-FL, 1986-99 ST zinc plated. **VT No. 48-0177**

**VTNo. Item**

48-0175 White Saddlebag Set

48-0376 OE Gas Tank Decal



# Saddlebag Rail Kit and Hardware



**White or Black Fiberglass Saddlebag Set** includes left and right sides. Including tops, latches, keys and brackets for mounting.

**VT No. Item**  
**Bag Set Only**

**49-2050** White Bag Set

**49-2051** Black Bag Set

**1977-84 with brackets**

**49-2668** White

**49-2669** Black

**1958-76 with brackets**

**49-2800** White Bag Set

**49-2612** Black Bag Set

**Components**

**49-3510** White Bag Lid

**49-3511** Black Bag Lid

**49-3512** Black Bottom, right side

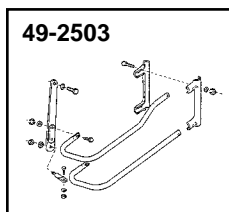
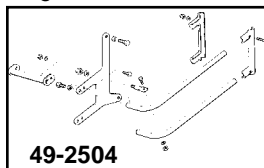
**49-3513** Black Bottom, left side

**49-3514** White Bag Bottom, right side

**49-3515** White Bag Bottom, left side

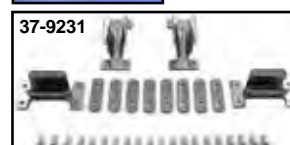

**37-0545** Spacer Set to fit Saddlebags with luggage rack

(A) Saddlebag tops sold each. Direct replacement for 1970-78 models. Can be used on 1979-80 models with hinge kit 49-2506.



**Saddlebag Guard Chrome Kit** includes right and left chrome rail set for protecting fiberglass FLH bags.

VT No.	OEM	Years
<b>49-2504</b>	90800-68	1968-77 FL-FLH
<b>49-2503</b>	90800-78	1978-84 FL-FLH



**Saddlebag Hardware Kit** fits one side of 1970-80 fiberglass Saddlebags. Includes parts pictured with lock and keys.

VT No.	Item
<b>37-9113</b>	Hardware, Left or Right (One side only)
<b>37-9231</b>	Lower Clip Kit, 12 piece
<b>37-9311</b>	Lower Clip, Backing Plate
<b>15-0733</b>	Cover Rubber Gasket, each



**Saddlebag Lock and Hook Kit** fits 1970-81 FLH bags, sold per bag.  
**VT No. 37-8375**



**Style Hinge Kit** fits 1969-84 FLH saddlebags for both sides.  
**VT No. 49-2506**

## FLT

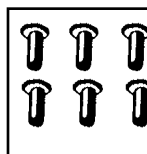


**FLT/FLHT Saddlebag Lids** have a primed finish. Hardware and gaskets are not included. Lids are sold each.

VT No.	OEM	Side	Fits
<b>49-2700</b>	90756-79A	Right	1979-84
<b>49-2701</b>	90757-79A	Left	1979-84
<b>49-0025</b>	Set	Right & Left	1979-84

**Gaskets**

<b>15-0580</b>	90633-82A	Both	Late 1980-92
----------------	-----------	------	--------------



**Fiberglass Saddlebag Rivets**, pack of 50.

VT No.	OEM	Length
<b>37-0566</b>	90965-63	5/16"
<b>37-0567</b>	90966-67	1/4"
<b>37-0568</b>	90967-64	3/8"

**VT No. 37-0545** Spacer Set to fit Saddlebags with luggage rack (A) Saddlebag tops sold each. Direct replacement for 1970-78 models. Can be used on 1979-80 models with hinge kit 49-2506.



**1964-67 Chrome Saddlebag Rail Kit** includes right and left rails. Mounting kit is available separately.

VT No.	Item
<b>49-2502</b>	Complete Rail Kit
<b>37-0874</b>	Mounting Kit



# Saddlebag Set



## Loctite Style



**Loctite Saddlebag Sets** recreated as on 1946-48 models, include chrome plates to fit all rigid frames. Replaces 11785-43 in heavy black leather with orange rosettes. Unique design lid keeps bags closed and in shape. Measure 16" L x 5" W x 14" H.

**VT No. 48-3156**

## 1936-37 Big Twin



48-3146

## 48-0317



**Black Trim Bag Sets** are recreated with piping as the factory accessory of the 1940's. Rigid frame sets fit Big Twin 1936-57. Swing arm sets fit 1958-76 FLH. Heavy leather construction and stitching, includes chrome spoons, spots, heavy buckles and stainless steel mounting plates.

VT No.	Year	Trim
48-3146	1936-57	Black
48-0317	1936-57	Red

## Speed King



**Speed King Saddlebag Set** recreated in black leather featuring bright speed-ball wing emblems with chrome angle buckles and black piping. Available with chrome steel mounting plates for Rigid 1936-57. Rigid bags require 8205-8 mount kit. **VT No. 48-3151**



48-3144

**1936 Style Knuckle Saddlebag Sets.** Conchos and a five strap closure decorate these bags which are restoration quality for all 1936-46 Rigid. Include chrome mounting plates. Measure 14 $\frac{3}{8}$ " length x 5" width x 12" height.

**VT No. Color**

48-3121 Black

48-3144 Brown



48-3120

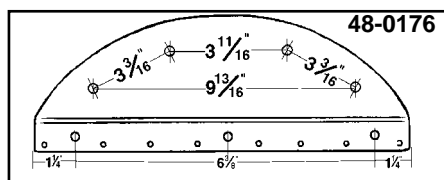
**Black Leather Saddlebag Sets** is complete with chrome mounting plates, for rigid or swing arm mounting, conchos, fringe and chrome rivets. Bags are suited for a later 1950's restoration or for a nostalgic late model dress up on 1936-57 Rigid models. Measure 19" long x 5" width x 12" height.

**VT No. 48-3120**

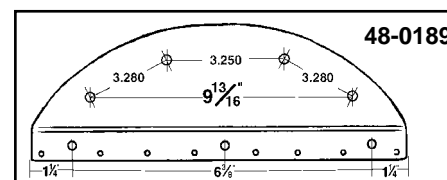
## 48-0176



## 48-0189



48-0176



48-0189

**Saddlebag Mounting Plates** are chrome for 1936-57 rigid rear fenders, exact stamped as original. Order chrome acorn mounting bolts separately.

**VT No. Type**

48-0176 Mount Plate Set

48-0189 Mount Plate Set

8205-8 Bolt Kit





**Saddlebag Mount Bars**  
include four bar sets with stan-  
tions.

VT No. 2634-12T



**Saddlebag Plate Rail Set.**  
VT No. 50-1562



**Krommets** are available in traditional gold, chrome type or 10 point, 10 pack, 1/4" - 20 thread.

VT No. **Item**

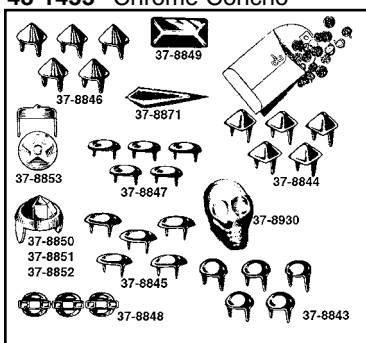
- 37-1954** Star Washer
- 37-0869** 1 3/8" Outer Diameter Rubber Washer for Above
- 37-0503** Chrome Rocket with Fins
- 37-0501** Chrome Krommets
- 37-0502** Gold Krommets
- 48-0074** Chrome Star, 5 pk
- 48-1433** Chrome Concho



**48-0074**

### Bright Nickel Spots.

Original styles of the 1940's to dress up riding belts, saddlebags, seat skirts, leather or vinyl. All shapes have two fastening tabs for mounting. Order the hand spot tool for exact spacing and ease of installation. Dealer packs of 50 pieces per type except VT No. 37-8930 sold as pack of 10.



### Bright Nickel Spots.

- | VT No.         | Size  | Shape         |
|----------------|-------|---------------|
| <b>37-9299</b> | 1/4"  | Round         |
| <b>37-8843</b> | 3/8"  | Round         |
| <b>37-8883</b> | 7/16" | Round         |
| <b>37-9036</b> | 1/2"  | Round         |
| <b>37-9345</b> | 1/2"  | Round (Clear) |
| <b>37-9346</b> | 1/2"  | Round (Pearl) |
| <b>37-9037</b> | 3/4"  | Round         |
| <b>37-8847</b> | 7/8"  | Round         |
| <b>37-8844</b> | 3/8"  | Pyramid       |
| <b>37-9038</b> | 1/2"  | Oval          |
| <b>37-8845</b> | 5/8"  | Oval          |
| <b>37-9039</b> | 3/4"  | Oval          |
| <b>48-1893</b> | 5/8"  | Star, 5 pack  |

### VT No. Size Shape

- |                |             |                   |
|----------------|-------------|-------------------|
| <b>48-1196</b> | 5/8"        | Flower            |
| <b>37-9040</b> | 1/4"        | Pointed           |
| <b>37-9041</b> | 1/2"        | Pointed           |
| <b>37-8846</b> | 7/16"       | Pointed           |
| <b>37-8848</b> | 1 1/16"     | Chain Link        |
| <b>37-8849</b> | 3/4"        | Oblong Bevel      |
| <b>37-8850</b> | 5/8"        | Red Jewel         |
| <b>37-8851</b> | 5/8"        | Amber Jewel       |
| <b>37-8852</b> | 5/8"        | Sapphire Jewel    |
| <b>37-8853</b> | 1/2"        | Spot-Star         |
| <b>37-8930</b> | 5/8"        | -1 Skull, 10 pack |
| <b>37-9159</b> | 5/8" - 1/8" | Rectangular Spot  |
| <b>37-8871</b> |             | Spear, Pair       |



**Hand Spot Tool** replaces factory accessory tool 98930-46 to install spots evenly spaced.

VT No. 16-0966




**Black Genuine Leather Conchos** feature nickel plated disc with leather tails. 5 pack. VT No. 48-0122

## Decoration



38-6674




38-6676




38-6555



38-6675



38-6680



38-0923

**Emblem Sets** attach to fender as original accessory, but can be mounted to fenders and saddlebags, sold as pair.

- | VT No.          | Finish | Type                     |
|-----------------|--------|--------------------------|
| <b>38-6674</b>  | Nickel | Deluxe                   |
| <b>38-0923</b>  | Chrome | Deluxe, each             |
| <b>48-1646</b>  | Chrome | Deluxe 2.5"              |
| <b>38-6675</b>  | Nickel | O.H.V. (Over Head Valve) |
| <b>38-6676</b>  | Chrome | Hydra-Glide              |
| <b>38-6680</b>  | Chrome | Duo-Glide                |
| <b>38-6555</b>  | Chrome | Electra-Glide            |
| <b>37-8842*</b> | —      | Speed-Nuts, 10 pack      |

\*Note: For VT No. 38-6680, 38-6673 and 38-6671



**Nickel Spoons** for dress up or replacement on saddlebags. Sold in pairs.

VT No. 37-8927



**Speed Ball Wings** are polished stainless steel as original, attaches to leather by prong tabs or studs.

- | VT No.         | Type          |
|----------------|---------------|
| <b>48-0031</b> | Tab Type      |
| <b>48-0032</b> | Stud Type     |
| <b>48-1647</b> | Stud, Mini    |
| <b>48-0932</b> | Cast Wing Set |



**Skull Krommets** feature LED eyes, pair.

- | VT No.         | Color           |
|----------------|-----------------|
| <b>33-0856</b> | Amber           |
| <b>33-0857</b> | Red             |
| <b>37-9076</b> | Chrome (no LED) |
| <b>37-9077</b> | Gold (no LED)   |



48-1656



48-0133



48-0133 Installed

**Deco 2" Set** with stud back.

- | VT No.         | Item                     |
|----------------|--------------------------|
| <b>48-1656</b> | Star                     |
| <b>48-0133</b> | Silver Dollar 1921 style |



**Star Stud** with stud back.

- | VT No.         | Item              |
|----------------|-------------------|
| <b>48-1893</b> | 5 pieces, small   |
| <b>48-1652</b> | 3.75" large, pair |



# 



**Beaded Windshields** fit 1960-84 FLH Wide Glide forks. Lower window can be changed to Hydraglide style by purchasing 51-0267 window separately to fit 1949-59 models with chrome 7" headlight. Purchase of bracket kit 31-9953 may be necessary if the FL is not already equipped with spotlamps

VT No.	Color of Lower	Type
51-0279	Clear	Assembled
51-0257	Clear	National
51-0303	Black	National
51-0267	Clear	Lower Windshield Window



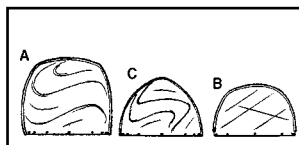
**1949-59 Replica Windshield** for Hydraglide features pointed beaded edge top, unit fits Big Twin with Hydraglide tins, fork covers and 7" chrome headlamp. Top replaces 58020-49 for all Police style windshields and fits VT No. 51-0303, 51-0257.

VT No.	Item
51-0238	Shield, Assembled
51-0268	Top Only
49-0167	Bracket Set, 1960-84



### 

VT No.	Item
24-0501	Cowl Kit Polished
24-0500	Cowl Kit Chrome
33-2028	Spotlamp Kit



**Adjustable Windshield** fits 1960-84 FLH type.

VT No.	Color	Brand
51-0264	Clear	V-Twin
51-0310	Black	National

## 

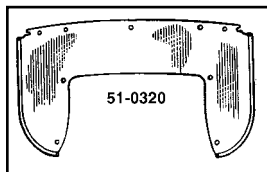


**Chrome Tour Pack Luggage Rack** includes mounting hardware. Fits 1965-70 FL. Measures 10" x 7" x 2".  
VT No. 50-2048



**Beaded Top Shield Only.** Available as short type, 1949-up FL or taller type stock for fairing.

VT No.	#	OEM	Height
51-0270	A	58164-69	Tall-18", Fairing
51-0269	B	58020-49A	Short-15", Shield
51-0268	C	58020-49	Short-15" Shield with peak



**Lower Windshield.** Adjustable type, stock replacement for all 1960 and later beaded windshields by National Cycle.

VT No.	Type
51-0320	Clear
51-0318	Black



**Cigarette Lighter** for Glide models fits 1949-59 FL stock riser top cap studs.  
VT No. 32-1725

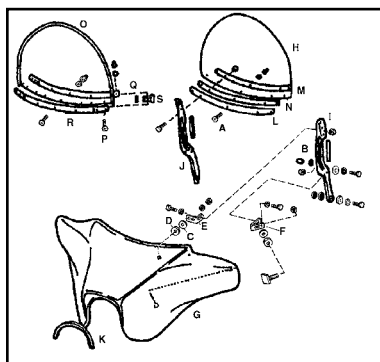




**Replica FLH Windshield Bag.**  
**Gold Trim Silver Trim Color**  
**48-0582 48-0812 White**  
**48-0583 48-0813 Black**



**FLH Windshield Pouch.**  
 Windshield bag. Heavy oily leather, glued, sewn, riveted. Black, 9" x 3" x 6".  
**VT No. 48-3125**



**Chrome Windshield Trim**  
 fits Big Twin shields on fairing models. Utilizes stock mounting hardware. Foam backed to prevent scratching shield. Fits Late 1977-85 FLH not FLT.  
**VT No. 42-0339**

**Fairing and Hardware Lexan Type for 1969-84 FLH.**

VT No. # OEM	Item
37-0678D 6261	Neoprene Washer
51-0271H 58181-78	Lexan Windshield only
<b>For Beaded Type</b>	
51-0270O 58164-69	Beaded Shield
9201-33P Kit	Mount Bolt Set
31-3985S 58048-50	Clamp Windshield Molding
51-1281	Brace Set

## Windshield for FLH



**51-0271 Installed**



**FLH Replacement Screens** fits 1969-84 FLH with fairing 4 or 5 Speed.

VT No.	Type
51-0271	Clear 18"
51-0272	Tint 18"
51-0274	Tint 7"
51-0270	Beaded 18"



**51-0270**



**51-0272 Installed**



**51-0274 Installed**

**Universal Windshield.**  
**VT No. 51-0291**



**Chrome Windshield Mount Kit** fits 1949-84 FL.  
**VT No. 31-9933**



**Chrome Wind Deflectors**, mount onto fork brackets. Fits 1960-84 FL. Replaces 58123-77. **VT No. 50-1007**



**31-9953**



**49-0167**



**49-0170**



**31-9955**

**FLH Shield Hardware** includes 58107-60, right and left extension, 58095-49 R, 58096-49 L fork brackets, for mounting shield on all 1949-up Glide forks. If spot light brackets are installed, 58095-49 R, 58096-49L must be omitted (4 pc kit).

VT No.	Year	Item
49-0167	1960-84	Complete Kit, 4 piece
31-9953	1949-59	Complete Kit, 4 piece
31-9954	1949-84	Pair
49-0170	1949-59	Extensions, pair
31-9955	1960-84	Extensions, pair
37-8793	1949-84	Mounting Hardware



**9200-33**

**Windshield Hardware Bolts** feature chrome acorn nuts and Phillips screws to secure FL Beaded and Lexan Police shields. Stainless molding clamps are a longer version to attach top to center of beaded shields, replaces 580408-50.

VT No.	Item	U/M	Type
31-3985	Clamps	Pair	
9200-33	Screw	Set	Chrome
9201-33	Screw	Set	Cad



**31-3985**

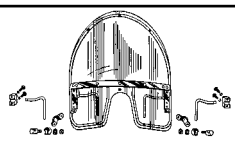
## Windshield for Spring Fork



**49-0250**



**49-0858**



**1936-57 Spring Fork Clear Windshield Complete** includes zinc plated fittings for mounting to handlebars. Mount kit is included with shield.

VT No.	Item
49-0250	Shield Complete
49-0257	Top Shield and Lower
49-0264	Top Shield Only
49-0858	Clamp Set Only



**49-0251**



**49-0262**



**49-0265**

**Summer Windshield for Spring Fork** models 1936-48, includes lower apron as noted. Replaces 11292-36. Includes zinc plated clamp set for mounting to handlebars.

VT No.	Type
49-0251	Black
49-0262	Army
49-0265	Silver



**national  
cycle**

## Windshield



1970-85 FX  
1960-84 FLH  
1977-83 FLHS

**Deflector Screen LX.** Features Rake Adjust and Quickset hardware. Super tough Lexan hardcoated polycarbonate. Light or medium tint. DOT and TUV approved. Hardware packaged with windshield.

**VT No. 51-0244**

Medium Tint

**VT No. 51-0245**

Light Tint

**Size:**

**H:** 14¾"

**W:** 15"

**Fits all:**



51-0243

**Flyscreen LS.** Small windshield with a very custom appearance. Triple chrome front plate. Flush counter sunk hex bolts. Light Tint. DOT and TUV approved. Approved for night use. Hardware packaged with windshield.

**VT No. 51-0243**

**Fits all:**

1970-85FX

**Size:**

**H:** 8½"

**W:** 9.75"


## Streetshield



**Fits all:**  
1970-85

FX

51-0323  
Clear



**Chopped Heavy Duty.**

Wide screen look with low profile. A preferred choice for many.

**Size:** H: 14½" to 17¼" W: 22½"

Light Tint, DOT and TUV approved. Approved for night use. Hardware sold separately.

**VT No. 51-0301 Mount**

**Kit Required**

**Fits all:**

1960-84 FLH

**VT No. 51-0302**

**Fits all:**

1977-93 FLHS

**31-9933**

**Mount Kit Required**

**31-0438**

**Streetshield.** Contoured to enhance wind protection. Features 4 point ball socket mount.

**Size:**

**H:** 17"

**W:** 16½"

DOT and TUV approved. Hardware packaged with windshield.

**VT No.**


**Color**

**51-0323**

Clear

**51-0324**

Smoke



**Streetshield Ex.** Features 4 point ball socket mount with Quickset hardware.

**Size**

**H:** 18"


**W:** 19¼"

DOT approved.

**VT No. 51-0325** Smoke

**Fits all:**

1970-85 FX



51-0256



51-0256

**Touring Heavy Duty** for 1960-84 FLH.

**Size:** H: 19½" to 22½" W: 22¼"

Light Tint, DOT approved. Approved for night use.

Hardware sold separately.

**VT No.**

**Fits**

**Mt Hardware**

**51-0256**

1960-84 FLH

**31-9933**

**51-0248**

1980-84 FXWG

**31-9931**

**51-0242**

1984-up FXST



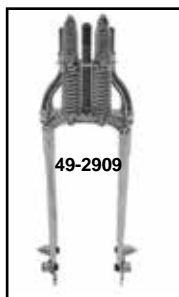
**31-9932**





# Replica Spring Fork

CLASSIC



## Big Twin

Complete Assemblies, Big Twin.

Black	Chrome	Type
49-2900	49-2909	Inline
49-2407	49-2412	Offset
49-2408	49-2410	Inline 2"
49-2420	49-2417	Inline 4"



**Note:** Big Rockers have offset rocker on the right side.

45" has same rockers on each side, with the small 3/8" hole.

49-2400, 45" Style for 1930-52 has inboard rockers which accept a 3/8" axle

45" Inboard, with 3/8" axle holes


- Forks will accept all original style components and accessories for the detailed replica look.
- These forks are replicas of the stock units with electric welded and brazed construction.
- The chrome units are unpolished at the rear fork stem cross plate and at the front spring fork rod forging.
- Note OAL measurement points.

## 45"

Powder Black	Full Chrome	Model/Type
49-2400	49-2413	Solo 45"
49-2415	49-2416	Solo 45-XA, 2"
49-2402	49-2414	Trike, 45 Servi-Car
49-2606	49-2512	Fender and Horn Bracket 2"
49-1762	49-1763	45" without rockers

**Spring Fork Assembly** includes a full set of springs (inner and outer), front and rear legs, rocker set studs and bushings, and spring rods with bushings. Chrome unit has both front and rear legs in chrome and also chrome springs and rockers. Top clamp, neck races and cone nut not included. Units feature 1" inline stem and outside rockers which utilize interchangeable star wheel with lug bolt type brake drum and mechanical front brake drum. Overall length top to axle as noted. 36" and up lengths have built in 3° rake. Black units have chrome springs and black rockers. (Stock springer fork length is 28").

Chrome	Black	Length	Chrome	Black	Length
49-2410	—	30"	49-2955	49-2950	28", Offset
49-2417	49-2420	32"	49-2401	—	28", Front
49-2422	49-2478	36"	49-2406	—	28", Offset, Black Rear Leg
—	49-2427	40"			
—	49-2428	44"			
—	49-2429	48"			
—	49-2430	52"			
Offset 49-2431	—	36"			

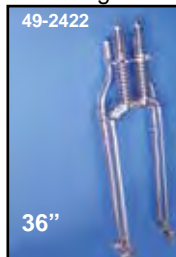


Left



Right

**Note:** Big Twin forks have offset rockers on right side.



36"




49-2430



Components for extended forks with rake.

VT No.	Item	Type
49-0676	Long Rocker Set	Chrome
37-1016	Riser Stud	1/2 - 13



Longer Rocker Detail



# Spring Fork Legs



49-0830



23-1207

**Lug Bolt Kit** includes 5 lug bolts and "T" wrench.

**VT No. Lugs**

**49-0830** Parkerized

**23-1207** Chrome



**Springer Brake Kit.** Early style with finned brake drum. Exact for 1938-39 UL and EL.

**VT No. 22-0740**



**Wheel Cover Set** for glide fork applications on a 16" star hub wheels with brake drum.

**VT No. Fits**


**49-0299** 1949-66 FL

Front

**49-0291** 1941-48 FL



37-8675



23-0440



37-8691



37-8919



49-0457



23-0090

**Wheel Lug Bolts** for brake drums. Use tap 16-0807 for  $\frac{3}{8}$  — 20.

Black	Chrome	OEM	Years	Fits
<b>37-8675</b>	<b>23-0440</b>	43530-35A	1936-72	$\frac{3}{8}$ — 20
<b>37-8691</b>	—	43530-35A	1936-72	$\frac{3}{8}$ — 20
—	<b>37-8919</b>	43531-35	Oversize	$\frac{7}{16}$ — 20
<b>49-0457</b>	—	43531-35	1936-37	$\frac{3}{8}$ — 20
<b>23-0090</b>	—	43631-35	1936	$\frac{3}{8}$ — 20

786



49-0313



49-0342

**Inline Fork Legs** fit 1936-52 45" and 1936-48 Big Twin models.

**Rigid Rear Springer Fork Leg**

Black	Chrome	Fits
<b>49-0384</b>	<b>49-0386</b>	1941-45 Big Twin
<b>49-0313</b>	—	1940-57 45 Solo
<b>49-0388</b>	<b>49-0342</b>	1940-57 45 Solo



49-0408

**Front Springer Fork Leg.**

Black	Chrome	Fits
<b>49-0408</b>	<b>49-0409</b>	Spring Fork w/Rods, Big Twin
<b>49-0332</b>	<b>49-0343</b>	45" Front Leg
<b>49-0421*</b>		Stud Hole 45"/74" Adapters
<b>7707-4</b>		Spring Rods, pair
<b>49-0337</b>		45 Servi-Car Rear Leg Inline

**\*Note:** Allows installation of Big Twin Rockers on 45" fork.



49-1172



49-1312

**Spring Components.**

VT No.	Item
<b>49-1312</b>	Fender Mount Tab
<b>49-1172</b>	Sleeve Set
<b>49-0029</b>	Front Tubes, Raw
<b>49-0051</b>	1" Stem
<b>49-0374</b>	7/8" Stem for 45"



**Brake Tab** fits 1936-57 Spring Fork. Must be welded on.

**VT No. 49-2655**



**Spring Fork Front Brake Anchor Stud Kit**

includes raw steel stud and parkerized adjuster screw. Brake cable anchor stud for front backing plate was used until 1940 on Knucklehead VL, UL, RL, and WL 45". You can also use this stud to make a 1941 and up backing plate into an early style backing plate. Must be peened over or welded into place after installation.

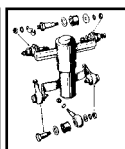
**VT No. 49-1742**



# Shock and Ride Control



49-1942



49-1954

**Replica Spring Fork Shock Assembly** replaces 54200-45, includes all shock and mounting hardware for 1946-57 Spring Fork.

## VT No. Item

- 49-1942 Complete Kit, Black
- 49-1313 Shock Only
- 49-1954 Replica Hardware Only
- 49-1775 Weld On Brackets
- 28-1951 Bushing set (14002-45) 4 pieces
- 49-0241 Loom Clip (9973)



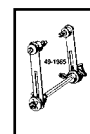
49-1313



49-1985



49-1940



**Replica Ride Control** is reproduced as original to control the action of the Spring Fork. Features steel side bars with black control knobs. Replaces 11250-36 on 1937-48 61", 74" and 80", 1940-57 45" models.

## VT No. OEM Item

- |         |                                  | Bars      |
|---------|----------------------------------|-----------|
| 49-1985 | 11250-36 Complete Unit,          | Chrome    |
| 49-1940 | 11250-36 Complete Unit           | Stainless |
| 49-1775 | Bracket Set                      | Raw Steel |
| 49-0139 | 13440-33 Includes the following: |           |
|         | 13444-33 Knob, Collar and        |           |
|         | 13442-33 Spring Clip             |           |

49-1680 Strap Set Stainless

49-0140 13431-33 Friction Disc (4 pack)

49-0142 54051-33 Rubber Bushing (2 pack)


49-1678 Kit Rebuild



49-1675



49-1677



49-1677 Installed



49-1557

**Scissor Type Fork Damper** fits 1936-48 Spring Forks on Big Twin and 45".

## VT No. Item

- 49-1675 Parkerized Scissor
- 49-1677 Chrome Scissor
- 49-1554 Mount Kit
- 49-1557 Bracket
- 49-1577 Kit Parkerized
- 49-1563 Chrome Kit

**Front 3/4" Axle** fits 1936-57 Replica Spring Forks or OE Big Twin with offset rockers.

## VT No. Item

- 44-0752 Axle
- 44-0307 Nut



49-1554



44-0752



**Springer Fork Rod Shock Set** fits 1944-48 BT.

VT No. 49-0498

## Fender



50-0176

**Chrome Billet Fender Clamps** will mount 50-0176 fender to spring forks with 1" outside diameter front leg.

## VT No. Item

- 50-0176 Fender
- 31-0864 Clamp Set, 1"
- 31-0861 Clamp Set, 3/4"
- 31-1009 Clamp Set, 1"



31-0861



**Spring Style Front Fender** fits 18", 19", and 21" wheels. Brackets must be fabricated.

VT No. 50-0780

**Grease Fittings.** Special thread.

- | VT No.  | Year    | Type        | U/M                 |
|---------|---------|-------------|---------------------|
| 8770-6  | 1909-38 | Nickel      | 6 pack              |
| 49-0595 | 1909-38 | Nickel      | 10 pack             |
| 44-0533 | 1938-up | Zinc        | 10 pack             |
| 9864-6  | 1938-84 | Cadmium     | 6 pack              |
| 9897-6  | 1938-84 | Chrome      | 6 pack              |
| 44-0558 | 1938-up | Nickel      | 10 pack             |
| 37-0511 | 1938-up | 67.5°, Zinc | 5 pack              |
| 37-0521 | 1938-up | 90°, Zinc   | 5 pack              |
| 49-0636 | 1936-38 | Straight    | 10 pack             |
| 49-0637 | 1936-38 | 67.5°       | 10 pack, white zinc |
| 49-0688 | 1936-37 | 90°         | 5 pack              |
| 49-0628 | 1936-38 | Straight    | Each                |
| 49-0629 | 1936-38 | 67.5°       | Each                |
| 49-0687 | 1936-38 | 20 pieces   |                     |



44-0533



37-0511



9929-1T



16-1674

## Flat Top Alemite Grease

**Fitting Adapter** is designed to be used on alemite grease fitting, 0340. Tapped 1/8" NPT to use with standard grease gun.

## VT No. Brand/Item

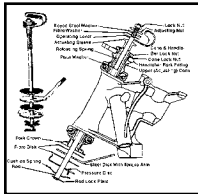
- 9929-1T VT/Adapter
- 16-0594 500 CC Oil Can
- 16-1674 Kit



16-0594



# Spring Fork



**Steering Damper**  
for Spring fork,  
available as a  
complete kit with all  
items illustrated or  
a component parts.

VT No.	OEM	Year/Model	Item
49-1955	2776-36	1937-40 Big Twin	Complete assembly
49-1951	46700-41	1940-45 Big Twin	Complete assembly
49-1952	46700-46	1946-48 Big Twin	Complete assembly
49-1953	46701-40	1940-57 45"	Complete assembly
49-1700	46717-30	All Models	Steel disc
49-0607	46717-30	All Models	Steel disc, cadmium
49-1701	46727-30	All Models	Fibre disc (2 pieces)
49-1702	46746-30	All Models	Adj nut
37-0709	7789	All Models	Lock nut, 5 pack
49-1716	46755-36	All Models	Lever chrome
49-0059			1" Stem
49-1704	46757-36	1941-48 BT	Stem screw
49-1705	46758-37	1940-57 45"	Stem screw
49-1706	46758-40	1940-57 45"	Bracket
49-0026	46758-40	1940-57 45"	Bracket, Cadmium
49-0049	2792-36	1936-40 BT	Bracket, Parkerized
49-0024	2792-36	1936-40 BT	Bracket, Cadmium
49-0362	2792-36	1936-40 BT	Bracket, Zinc
49-0863	46760-41	1941-45 BT	Bracket, Cadmium
49-0864		1946-48	Bracket, Cadmium
49-1708	46760-46	1946-48 74/80"	Bracket, Parkerized
49-1709	46765-40	1940-57 45"	Rod
49-1719	2779-36	1937-40 BT	Rod
49-0512	2779-36	1937-40 BT	Rod, Cadmium
49-1710	46766-41	1941-45 BT	Rod
49-0513	46766-41	1941-45 BT	Rod, Cadmium
49-1711	46766-46	1946-48 74/80"	Rod
49-1712	46775-30	All Models	Adj washer, 5 pack
49-1713	46777-30	All Models	Release spring
49-1714	46779-30	1930-48 All	Fibre washer
49-1715	88936-18	1930-48 All	Spider washer, 5 pack



## Damper Rod Handle Kits.

VT No.	Year	Handle
2584-7	1936-47	Chrome
2585-7	1937-52 45"	Parkerized
	1953-57 Solo	Parkerized
49-0732	1936-47 BT	Chrome
49-1505	1936-57 BT	Chrome



## Damper Handles.

VT No.	Fits	Finish
49-0517	1937-42	Chrome
49-1503	1937-42	Parkerized
49-1716	1943-48	Chrome
49-0538	1936	Chrome

49-1503

# Hub Cap



49-1924 Installed

**1936-48 Big Twin "Atlas" Hub Cap** is of alloy construction and acts as a hub cap and axle spacer.

VT No.	Type	Finish
49-0968	Right Side	Alloy
49-0977	Right Side	Chrome
49-0973	Left Side	Chrome
49-1924	Left and Right	Chrome



**8" Spring Fork Hub Cap** in chrome, replaces 43000-48. Fits all 1936-48. Fits all 1936-48 74", 1941-57 Servicar front wheel.

VT No. 49-1998

49-1998 Installed



**Springer Dress Up Kit** includes a top "bridge" with 2 chrome cap nuts and a 4 piece spring cover set.  
VT No. 49-1330



**Chrome Springer Spring Cover Set** fits 1936-57 forks. Includes four piece set for upper and lower.  
VT No. 49-2651



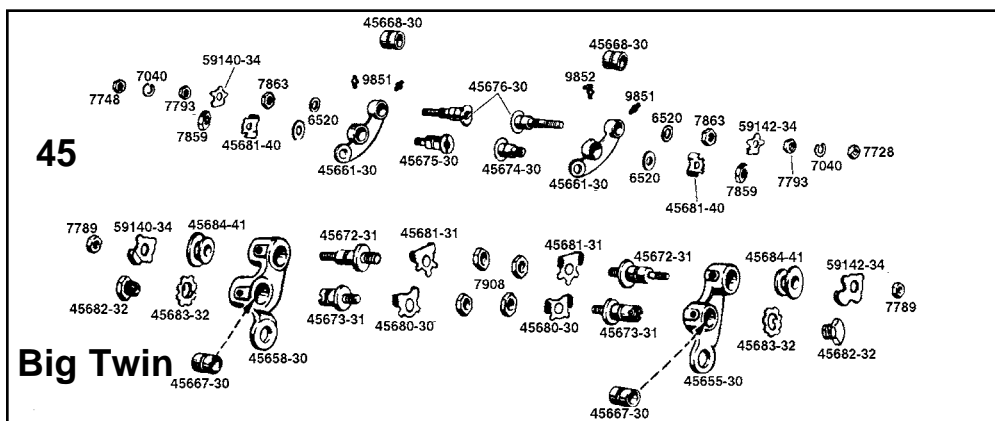
**Chrome Spring Covers** available to fit upper and lower springs and rocker studs on Big Twins. Order as required for 1936-57 Spring Forks.

VT No.	Type	Style	U/M
49-2564	Rocker	Tear Drop	2
49-2565	Rocker	With Bird	2

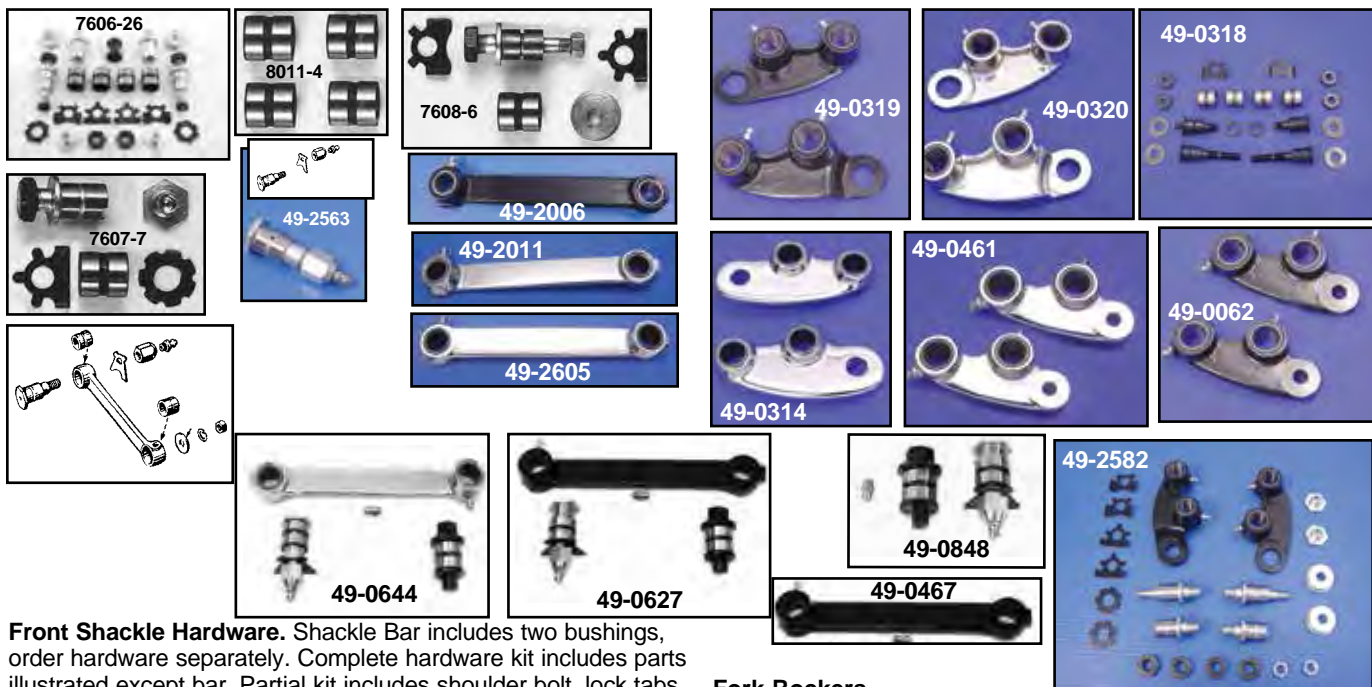




# Spring Fork Stud



**Fork Rocker Rebuilding Kits** include the components shown except rockers, lock tabs, front and rear stud nuts and enough bushings from a complete rebuild of both rockers. All parts are interchangeable with original factory hardware.




**Front Shackle Hardware.** Shackle Bar includes two bushings, order hardware separately. Complete hardware kit includes parts illustrated except bar. Partial kit includes shoulder bolt, lock tabs, and special nut/grease fitting only.

VT No.	Item	Fits	Finish
49-0467	Shackle Bar	1936-38 BT	Black
49-2006	Shackle Bar	Big Twin	Black
49-0627	Shackle Kit	1941-48 BT	Black
49-0644	Shackle Kit	1941-48 BT	Chrome
49-2011	Shackle Bar	Big Twin	Chrome
49-2605	Shackle Bar	45	Chrome
8010-10	Full Rebuild Kit	All	Cadmium
8010-10T	Full Rebuild Kit, Zinc	All	Zinc
49-0848	Shackle Bar Hardware Kit	1941-48 BT	-
49-2563	Stud w/Lock and Nut Kit	All	Zinc
37-9152	Lock Tab, 5 pack	All	—
49-2012	Bushing, pair	All	—
49-1742	Anchor Stud		

## Fork Rockers.

VT No.	Item
7606-26	Complete Hardware Rebuild Kit
	1941-57 Servi-Car, 1941-48 BT
49-0235	As Above, by V-Twin, less bushings
7608-6	Rear Rocker Stud Kit
7607-7	Front Rocker Stud Kit
7610-4	Bushing set four 4 piece, (45667-30)
7610-4T	Bushing set four 4 piece, (45667-30)
49-2582	Rocker Kit, Black
49-2745	Rocker Kit, Chrome
49-0319	Rocker Set 45655-30, (45658-30)
49-0320	As Above, Chrome
7609-6	Lock Tab Kit, 6 pc.
49-0571	Lock Tab Kit, 6 pc.
49-2584	45684-41 Spacer
2913-2	Spacer, Parkerized
2914-2	Spacer, Cadmium
49-2635	Locktab Front Rocker Stud



## Rebuild Kit for Shackle Bar for Spring Brake.



VT No.	Year	Model
49-0848	1936-57	Big Twin
8010-10	1939-57	Big Twin
8010-10T	1939-57	Big Twin
2299-10	1936-38	Big Twin
2299-10T	1936-38	Big Twin
2651-10	1939	Big Twin and 45



**Spring Fork Rocker Bushing Remover-Installer Tool** will replace stock steel bushings on 1930-57 Spring Forks.

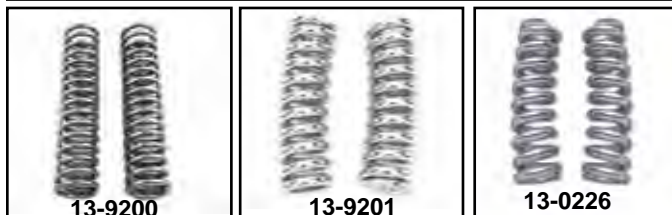

VT No. 7611-2

1930-52	45 Solo Model
49-0318	Kit Complete Hardware
9216-22	Colony, Kit
8011-4	Stud Bushing Set
8011-4T	Stud Bushing Set
49-0314	Chrome Rocker Set w/ 5/8" axle hole
49-0062	Rocker Set, Stock, (45661-30) black
49-0461	As Above chrome
49-0335	As Above with Studs, black
9019-2	Lock Tab
49-0460	Stud Set (Solo)
2773-1	Shackle Fitting





# Spring Fork



**Spring Fork Springs** fits 1937-57 45" and Big Twin.

## Outer Springs

VT No.	OEM	Finish/Type	U/M	Item
13-0585	Set	Chrome	8	Set
13-0589	Set	Parkerized	8	Set
13-1937	46055-30	Chrome Upper	2	Set
	46056-37	Chrome Lower	2	
13-0787	As above	Nickel	4	Set
13-1936	As above	Parkerized	4	Set
13-1944	1936-57	Parkerized	8	Set
13-1935	1930-36	Raw Set/VL	4	Set

## Inner Springs

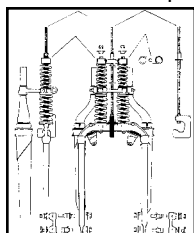
13-1939	46059-39	Black Lower	2 Note (A)	Pair
13-9200	As above	Chrome Lower	2 Note (A)	Pair
13-0225	46058-36	Black Lower	2 Note (B)	Pair
13-0226	As Above	Chrome Lower	2 Note (B)	Pair
13-1968	46057-30	Black Upper	2 Note (B)	Pair
13-9201	As above	Chrome Upper	2 Note (B)	Pair

**Note:**(A) Long type for side car and servi-car. (B) Feature bend to prevent rattle.



**Spring Rod Stabilizer**, includes two chrome cap nuts.

VT No.	Item
49-0109	Stabilizer, Brass
49-0993	Replica Stabilizer
49-0611	Cross Strap
8420-1T	Cap Nuts (Pair)
8420-1	Cap Nuts (Each)




**Spring Fork Assembly Clamp** facilitates building of stock type forks by compressing upper and lower spring.  
**VT No. 16-1003**



**Spring Fork Acorn Nut and Retainer Set** feature cadmium plated spring retainers and appropriate acorn nut finish.

VT No.	Year	Model	Finish
9417-4	1930-35	VL-RL	Parkerized
7613-2	1936-57	Big Twin and 45	Chrome
7613-2T	1936-57	Big Twin and 45	Chrome
49-0573	1930-57	All	Top Acorn Nut Kit
49-0516	1936-57	All	OE Type, Parkerized
49-0526	1936-57	All	OE Type, Chrome
49-0524	1936-57		Chrome/Zinc




**Spring Fork Rod Kit.** Rods are heat treated for wear resistance and parkerized as original.

VT No.	Fits
9862-8	1931-36 VL
7707-4	1936-47 Big Twin and 45's




**Spring Fork Rod and Bushing Set** includes 2 rods 45614-36 with nuts and 2 bushings for 1936-57 Big Twin and 45 Springers.

VT No.	Item
49-2602	Kit
49-0473	Rod Set Only
49-0661	Top Nut Set
49-0570	Hex Nuts



## 1946-57 Rod Bushings and Plate

VT No.	OEM	Item
49-2573	45643-45	Ball Bushing
49-2572	54230-45	Retainer Plate



**Spring Fork Spring Rod Bushings** are replacements. Sold in pairs.

VT No.	Finish
7706-2	Cadmium
7706-2T	Cadmium
49-2603	Black
49-0393	Zinc



**Early Spring Fork Rebuilds.** Send us your early springer fork (pre1958) any model and we will rebuild it completely. Includes new bushings, studs, bearings, locks and washers. Rockers and powder coating available at an additional cost and spring inspection assessment done replaceable at an additional cost.

VT No.	Item
60-0190	Complete Spring Fork Rebuild
60-0191	As Above with New Rockers
60-0192	As Above with Powder Coating (Black Only) Strip/Phosphorize/Coat
60-0193	As Above with Powder Coating and New Rockers

## 49-0546 Rocker Stud Set



**Square Springs.** OE type springs wound with square wire with AEE chopper style!

**VT No. 13-0960**





**Complete Spring Fork Installation Kits** include plated neck cups, ball bearings, upper and lower races, nut with dust cover pressed on and top nut.

VT No.	Years	Model	Finish
24-0655	1939-57	45" and Servi-car	Zinc
24-0656	1936-48	Big Twin	Zinc
24-0661	1936-48	Big Twin	Chrome
24-1373	1939-57	Big Twin	Zinc
49-0034	1936-48	Big Twin	Cadmium

\*Note: Big Twins use 34 balls, 45" use 30 balls.




**Knucklehead Spring Fork Bearing Assembly** includes cadmium plated neck cup set, cadmium stem nut, nickel plated cone nut with integral upper race, lower race and balls.

VT No. 49-0034



**Spring Fork Conversion Kit** allows installation of 45" type small post rear forks to be installed on Big Twin 74" frames. Includes parts shown, available zinc and black oxide finish.

VT No. 49-0086



**Ball Bearing Neck Cups** available in pairs as cadmium plated cups only or chrome kit with races and ball bearings.

VT No.	OEM	Years	Use	Finish
24-0109	48311-36	1936-47	74" and 80"	Zinc Cups Only
24-1763		1936-47	74" and 80"	Raw
24-1780	Cadmium	1936-47	74" and 80"	Cadmium
24-0134	Kit	—	74" and 80"	Chrome
24-1078	Kit	1936-53		Parkerized

Note: Order neck cups separately.

24-0110	48310-30	1930-52	45"	Zinc Cups Only
24-0093	Kit	1939-57	45"	Chrome
12-0157	8860	5/16"	Balls	50 pcs
12-0128	8860	5/16"	Balls	30 pcs



**Ball Bearing Races** fit Big Twin Spring Fork and 1952-77 Sportster type, 1929-57 45's. Sold each.

VT No.	OEM	Years	Use
24-0099	48346-39	1929-57	Upper and Lower 45"
24-0100	48345-36	1936-48	Upper and Lower 74" and 80"
49-1507		1936-38	Lower
24-0638	Special	1936-37	45" Stem fits Big Twin
24-1078	45"	1929-57	Kit
24-1749	VL	1930-36	Race Set



**Lower Bearing Guard** centers lower race on stem.


VT No.	OEM	Fits
49-2000	48361-38	1936-48 Big Twin
49-2001	48363-40	1936-57 G 1936-52 W

# Spring Fork



## Spring Fork Stem Nut

Colony	VT No.	Finish	Fits
8484-1	8484-1T	Chrome	1936-48 Big Twin
8485-1	8485-1T	Cadmium	1936-48 Big Twin
9720-1		Parkerized	1936-48 Big Twin
8486-1	8486-1T	Chrome	1929-57 45"
8487-1	8487-1T	Cadmium	1929-57 45"
9713-1		Parkerized	1929-57 45"



**Chrome Stem Nut.** The shoulder on its base fits into the top triple clamp for positive alignment.

VT No.	Fits
37-0442	Big Twin
7802-1	Big Twin, Colony
24-1459	Big Twin, Early Years
8008-1	45" Model, Colony
49-0059	Stem, BT
49-0028	Stem 45"



**Replica Spring Fork Cone Nut** is gear type with dust shield pressed on.

VT No.	OEM	Fits	Year
24-1415	2753-31	61"	1936 only
24-1370	Nickel		1936 only
24-1313	2753-36	74-80"	1937-39
24-0150	48327-36	74-80"	1936-47
24-0679	48327-36	74-80"	1936-47
24-0151	48335-40	45"	1940-47
24-1373	Kit		1936-48
24-0156	Conversion	45" to 74"	Nut, 7/8" thread
24-0638	Conversion	45" to 74"	Race Only



**Cone Nut Wrench** features pins to turn cog style cone nut 3/8" drive. VT No. 16-0178






## Tapered Bearing Conversion Kits.

VT No.	Years	Model
24-0230	1936-48	Big Twin
24-0245	1939-57	45" and Servi



# Spring Fork Top Tree and Riser



**Riser Stantion** fits Spring Fork top trees with 1" ears to allow rubber mounted glide riser to be fitted with 1 piece for handlebars.

VT No.	Item
25-2117	3" Glide Risers, chrome, pair
26-2169	Riser Posts, pair
37-8820	Bolt Set, pair
25-1166	3.5" Offset Riser Kit
49-0093	Inline Riser Kit



**Chrome Dog Bone Steel Paugcho Riser** is machined from solid steel.

VT No.	Rise
25-2158	3"
25-2159	5"



**Flanders Triple Tree Kit** includes zinc plate tree and dog bones.

VT No.	Item
49-0044	Inline, brass 4" dog bones
49-0997	Offset, 5.5"

**Spring Fork Top Tees and Risers.** Order pinch bolts for trees separately.


VT No.	Item	Finish
25-2217	Dog Bone 5.5"	Chrome/Zinc
25-0950	Dog Bone Riser Kit, 5.5"	
25-2219	Dog Bones 3"	Chrome/Zinc
25-2249	Dog Bones 4"	Brass
25-2124	Dog Bones 4"	Chrome
25-2253	Dog Bones 4"	Cast Brass
49-0944	Top Tree with Ears Inline	Chrome
49-0939	Top Tree with Ears Inline	Zinc
49-0954	Top Tree with Ears Offset	Chrome
49-0955	Top Tree with Ears Offset	Satin
25-2127	Flanders Risers 4"	Chrome
25-0785	Flanders Risers 5.5"	Chrome
28-0910	Flanders Rubber Bushing Set for Above	
49-0315	Machined Tree without Ears Inline	Chrome
49-0371	Top Tree without ear Inline	
9217-4	Pinch Bolts	Chrome
2127-4T	Pinch Bolts	Chrome
9218-4	Pinch Bolts, 6033-30	Cadmium
2749-4	Pinch Bolts, 6033-30	Parkerized
9508-4	Pinch Bolts	Parkerized
9508-4T	Pinch Bolts	Parkerized
2750-4	Pinch Bolts	1937-39 WL

*These solid brass risers start out as a raw forgings and generally have imperfection on the surface, like forgings voids or pits. These will dull with age, but can be re-polished to a high luster. Brass is soft so be careful, not to dent them with a wrench or hammer.*



**Screw In Riser Stud** installed by threading the I.D. of the upper fork tubes. Use  $\frac{3}{16}$  x 16 tap to thread top spring fork holes. Riser studs are  $\frac{1}{2}$  x 13 thread to accept riser and  $\frac{3}{4}$  x 16 to thread into fork.

**VT No. 37-1016**  $\frac{1}{2}$  x 13



**T-Bar Clamp** is used in mounting handlebars with built in risers to custom Paugcho or Wyatt Gatling springers. Use on top of existing top clamp. For replica forks use with top tree 49-0371.

VT No.	Item
25-0782	T-Bar Clamp
25-0783	Mounting Hardware Kit
49-0043	Kit



**37-1016 Installed** by threading upper tubes on forks



**Riser Kit** Stud Set is installed by tapping top of fork with 20mm original tap. to mount top plate to Springers. install riser bars.

**VT No. 49-0763**



**Chrome Top Tree** fits inline forks, allows use of post risers with  $\frac{1}{2}$ " mount bolts. Order acorn separately.

VT No.	Item
49-0371	Top Tree
37-0442	Acorn Nut





# Riser

CLASSIC



## 5 1/2" Dog Bone Kits.

### VT No. Type

25-0800 Inline, Complete Assy

25-2255 Offset, Complete Assy

49-0997 Offset, 5 1/2" chrome risers

49-0093 Inline, 2 1/2" brass risers

49-0861 Inline Kit



## Stelling & Hellings.

### VT No. Style

49-1927 Riser Set, Stainless Steel

49-1163 Offset Tree

49-0825 Inline Tee



## Stelling & Hellings Kits.

### VT No. Type

49-0290 Inline

49-0289 Offset



## Stellings Riser Stems and Clamps

### VT No. Height

25-1275 1 1/8" Riser Stems

25-1753 3" Riser Stems

25-1751 5" Riser Stems

49-0489 Brass Riser Tops

25-1253 Bolt Set

25-1254 Hex Type Bolt Set

25-0984 4" Flanders Riser Kit

25-0361 Nut Set




Forged

**Brass Risers are machined from forged shape billet. V-Twin Exclusive!**

*These solid brass risers start out as a raw forgings and generally have imperfection on the surface, like forgings voids or pits. These will dull with age, but can be re-polished to a high luster. Brass is soft so be careful, not to dent them with a wrench or hammer.*

## Flanders Risers.

VT No.	Finish	Size
25-1271	Brass, Polished	3.5"
25-1946	Chrome	3.5"
25-1755	Brass, Polished	2"
25-0944	Brass, Polished	5.5



## Replica Style Bars.

Original Buco style of the 1950's, for use with a dog bone style triple tree set up.

VT No. 25-0438



**Flanders' Replica** of the fabulous 1950 accessories, use with dog bone trees and risers.

## VT No. Item

25-0438 Bars 5 1/2"

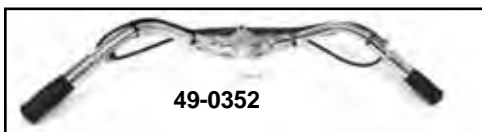

25-0785 Riser Set

25-0800 Handlebar w/Flanders Risers and Dog Bone Tree

25-0834 Replica Flanders Handlebar, chrome





# Handlebar for Springer




**Complete Handlebar Assembly for Spring Fork** is available with chrome or black finish. Units are fitted with all internal throttle components, including cables and grips, chrome horn and dimmer switches are installed with proper cloth covered wires.

VT No.	Finish	Type	Style
49-0090	Black	Inline	Speedster
49-0092	Chrome	Inline	Speedster
49-0348	Chrome	Inline	Speedster
49-0349	Black	Inline	Speedster
49-0352	Chrome	Offset	Speedster
49-0353	Black	Offset	Speedster
49-0482	Chrome	Inline	Buckhorn
49-0483	Black	Inline	Buckhorn



**Throttle Spirals and Cable Kits** include all internal parts for years listed. 1936-48 style features chrome spiral sleeves.

VT No.	Years	Sides	Throttle
36-0481	1936-48	2	None
36-0498	1936-48	2	Push
36-0497	1949-53	2	Push
36-0499	1954-64	2	Push
36-2551	1965-70	1	Push
36-2574	1971-73	1	Pull
36-0073	Inner Throttle and Spark Wire Set		
36-0907	54" Replica Throttle Or Spark Cable		
36-1457	Cable Kit for Throttle and Spark Controls		



**Chrome Handlebar Cross Bar** includes stainless clamps to bridge most wide bars used on spring fork models. Replaces 56575-26.

**VT No. Item**

49-0153	Kit
31-0530	Clamp Set Only
37-1969	Bolt Set




**Handlebar Cross Bar** fits 1936-57 Spring Fork bars. Features a curved bar made of 1" tubing with milled ends, which fit perfectly on

the handlebars include 2 chrome clamps. An early aftermarket accessory originally by Atlas Products.

**VT No. 49-2607**

## Grip Sets



**1909-34 Vintage Style Grip Set** replaces the 1909 version 3310-09 for restoration on 1909-34, inner diameter 1 1/8" on both sides.

VT No.	Color
28-0104	Black
28-0105	White
28-0106	Red
28-0179	Grey
28-0481	Black



**Replica Short Stock Grips** replace 3310-35B. Fits 1935-48 with stock controls.

VT No.	Color
28-0101	Black
28-0102	White
28-0178	Grey



**Beck Handlebar Grip Set** features the original 1940's design for Spring Fork handlebars. Grips have an inner diameter of 1 1/8" on both sides.

**VT No. 28-0480**



# Spring Fork Handlebar



CLASSIC



**Black Spring Fork Bars** feature 1" ends to accept late control handles.

**VT No. Style**

**49-0897** Offset Black

**49-0896** Offset Chrome

**Handlebar End Nuts.**

VT No.	Years	Type
9114-2	1910-21	Nickel Plated Hex
7625-2	1931-35	Oxide, Screw
7626-2	1936-48	Oxide, Screw
49-0957	1936-48	Parkerized, Screw
16-1262	1936-42	Tap



**Upper Head Cone Lock Plate** acts as lock and top tree cover, polished stainless steel has pin installed.

**VT No. Center**

**49-0941** Inline

**49-0942** Offset



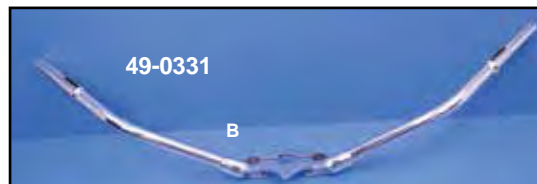

**Spring Fork Triple Tree.** Raw for handlebars.

**49-1024** Offset

**49-1029** Inline

**49-1104** Inline

**49-0022** Black, without ears




**Spring Fork Handlebars** fit inline stem models 1936-57 45, 74 and 80 models, offset 1946-48 Big Twin. Available in black or chrome finish. Order pinch bolts and head cone lock plate as listed. See web for measurements.

**Chrome Black Type # Style**

<b>49-0322</b>	<b>49-0321</b>	Speedster	A-Inline
—	<b>49-0510</b>	Speedster	Brazed
—	<b>49-0038</b>	TT	Brazed Inline
<b>49-0742</b>	<b>49-0741</b>	Speedster	A-Inline
<b>49-0762</b>	<b>49-0761</b>	Speedster	Offset
<b>49-0331</b>	<b>49-0330</b>	Standard	B-Inline
<b>49-0323</b>	<b>49-0324</b>	Buckhorn	C-Inline
<b>49-0484</b>	<b>49-0485</b>	Buckhorn	C-Offset
<b>49-0334</b>	<b>49-0325</b>	Speedster	A-Offset
<b>49-0327</b>	<b>49-0326</b>	Buckhorn	C-Offset
<b>49-0346</b>	<b>49-0345</b>	Standard	B-Offset
<b>36-0498</b>	—	Internals	For Above
<b>9217-4</b>	—	Pinch Bolts	Chrome
<b>9218-4</b>	—	Pinch Bolts	Cadmium
<b>9508-4</b>	—	Pinch Bolts	Parkerized
<b>9508-4T</b>	—	Pinch Bolts	Parkerized

**49-3461** Inline Speedster

**49-3463** Inline Speedster



**Throttle and Spark Cable Brackets** have parkerized finish and mounting hardware as original.

**Overhead Valve (OHV)**

VT No.	#	OEM	Year	Model	Type
<b>9005-4</b>	A	3371-36	1936-48	OHV	Throttle
<b>31-0537</b>	E	56605-49	1949-53	OHV	Throttle
<b>31-0973</b>		Parkerized	1949-53	OHV	Throttle
<b>31-0787</b>			1948	OHV	Throttle
<b>2041-7</b>	F	45218-52	1968-72	OHV	Throttle

**Side Valve (SV)**


<b>9006-4</b>	B	3371-37	1937-48	SV Big Twin	Throttle
<b>49-0553</b>	—		1936-48	—	Clamp
<b>9007-2</b>	C	9967	1930-73	45"	Throttle & Spark
<b>9008-5</b>	D	55627-38	1930-48	SV Big Twin	Spark
<b>2627-4</b>		56626-37	1937-46	Big Twin	Spark
<b>49-0533</b>			1937-46	SV	Clip

Do you have the OEM number? Check our data base from over 15,000 part numbers referenced by Factory OEM numbers.

[www.vtwinmfg.com](http://www.vtwinmfg.com)



# Hollywood Bar



**Hollywood Handlebars** feature cross brace for added rigidity.

Black Bars	Chrome Bars	Type
49-0372	49-0860	Inline
49-0373	49-0859	Offset
Assembled		Type
49-0487	49-0901	Inline
49-0486	49-0902	Offset



# Brazed Bars for Springer



**Tracey's Bars** are taller than the Speedster as developed by John 'Jack' Tracey of Yonkers, New York in 1940's. Bars accept small Stellings throttle and spark spirals.

VT No.	Type	Size
49-0726	Inline	4"
49-0727	Offset	4"



**Raw Bobber Front Fender** is a bobbed shorter version of an OE fender. The fender is supported on top by Spring Fork rear leg tabs and lower rear brackets. Fits 1936-48.

VT No. 50-0474

**Springer Handlebars** feature Speedster design as original with full brazed construction as the triple tree and throttle & spark collars.

VT No.	Type	Finish	Type
49-0017	Speedster	Black	NL
49-0015	1936 EL	Black	NL
49-0018	1936 EL	Chrome	NL
49-0013	1945-48	Raw	OS



**Bobber Fender** is 6" wide without holes. Order bracket to mount to spring fork rear leg tabs. Fits 1936-57 Spring Forks.

VT No.	Item
50-0883	Fender
50-1566	Bracket
50-1577	Kit

# Flanders' Handlebar



**Replica 1" Spring Fork Flanders' Handlebar.**  
Fits 1941-52.  
VT No. 25-0823



**Flanders' Handlebar Kit** for Spring Fork models includes inline dog bone triple tree, triple tree cover, chrome 5.5" Flanders style risers. Features bars that are

specially knurled in the proper position for Flanders risers. Fits 1941-52.

VT No. 25-0850





# Brake for Springer

CLASSIC



**Spring Fork Front Brake Kit** includes cable end, shackle adjuster, cable, backing plate, brake shoes, springs, drum, lugs arm, cam, pivot stud and grease seal. Available in chrome or black finish. Fits 1936-57 Spring Forks with offset Big Twin Rockers and star hub wheel. Order brake handle, axle kit and hub separately.

VT No.	Item	VT No.	Item
22-1083	Chrome Kit	26-2134	Early Chrome Handle
22-1084	Black Kit	26-2126	Polished Handle
44-0581	Axle Kit	26-2127	Chrome Handle
22-0776	Black, Fin Kit		
22-0780	Chrome, Fin		



**1936-48 Big Twin Dual Cam Brake Backing Plate** includes shoes, springs and arm assembly to fit stock spring fork front brake drum. Order drum separately.

VT No.	Finish
49-0852	Chrome
49-0853	Black
49-0464	Shoes
22-0987	Kit
13-0562	Springs



**Finned Brake Drum** for 1936-48 EL and 1941-48 FL. Features a cast iron construction as original!


VT No.	Finish
23-1250	Chrome
23-1255	Black



**1941-48 Big Twin Front Brake Shoe Kit** includes shoe set, washer with square, springs, cam, arm, lockplate, nut, pivot pin, adjuster, and cam shim. Shoes have linings riveted as on original. Fits 1941-48 BT and 1941-57 G.  
**VT No. 49-1673**



80"

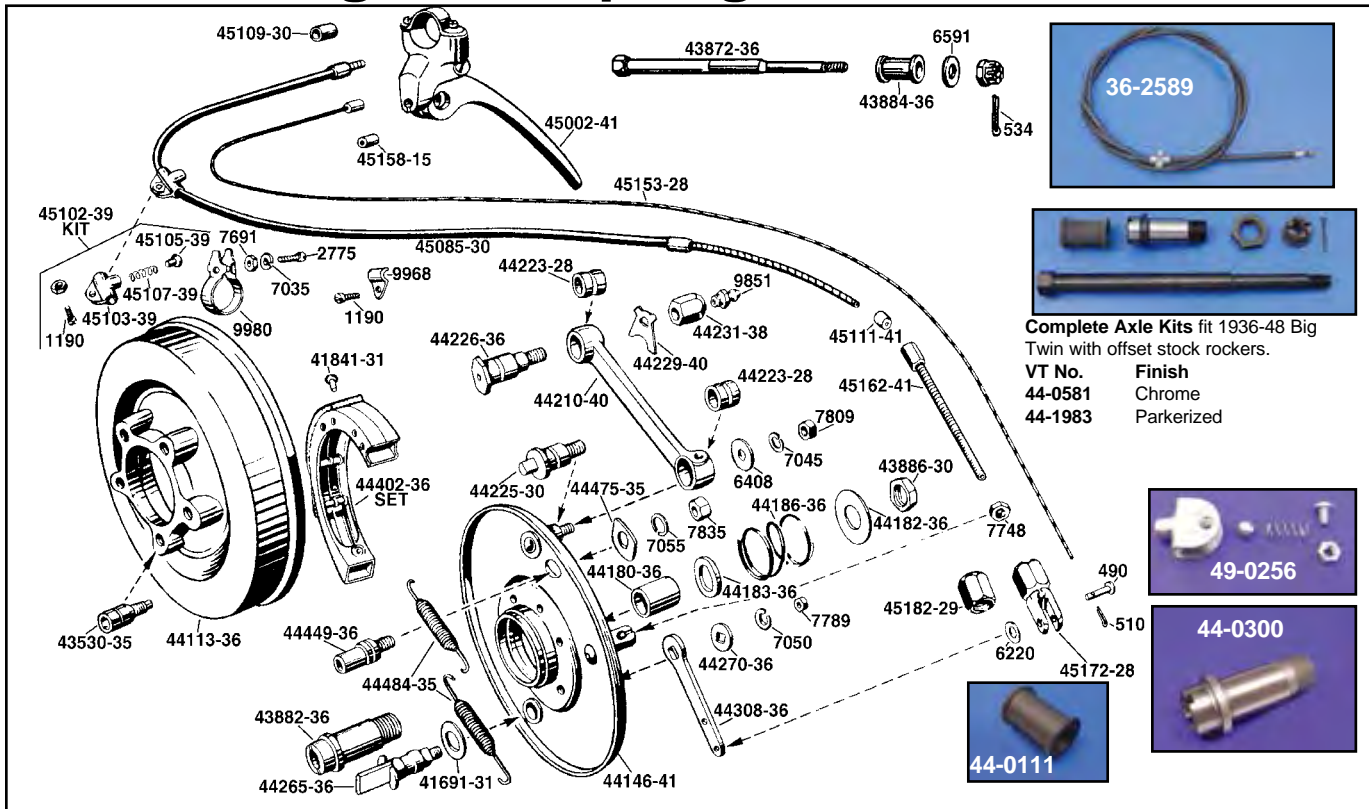


45"

**80" Motor All Internals**  
Available in our catalog



# Big Twin Spring Fork Brake



## VT No. OEM

VT No.	OEM	Item
37-8661	534	Cotter Pin
N/A	6591	Washer, 10 pk
8163-3	7845	Cad Nut, Kit
37-8865	7923	Chrome Nut, each
44-0307	7923	Cad Nut, each
37-9027	9968	Clamp Cable to Fork, Top
2627-4	56626-37	Spark Control Coil Clamp, Parkerized
2628-4	9986	Front Brake Cable Handlebar Clip, Parkerized
37-8776	9980	Front Brake Cable Clamp
37-9312	9980	Front Brake Cable Clamp, Chrome
23-1990	41691-31	Copper Cam Shim
44-0085	43872-36	Front Axle, Parkerized
44-0209	43872-36	Front Axle, Chrome
44-0300	43882-36	Front Axle Sleeve
44-0304	43884-36	Spacer, Chrome
44-0111	As Above	Spacer, Parkerized
8162-3	43886-30	Chrome Nut Kit
23-0974		Black Brake Drum, 1936-39
23-1770	44113-36	Black Brake Drum
23-1771	44113-36C	Chrome Brake Drum
23-3077	44146-41	Black Backing Plate
49-1010	4108-36	Front Backing Plate, 1936-37, Black
49-1015		Front Backing Plate, 1938-40, Black
23-3076	44146-41	Chrome Backing Plate
49-1010	4108-36	Black Backing Plate, 1936-37 BT
49-1015		Black Backing Plate, 1938-40 BT
10-0737	44180-36	Bushing for Back Plate Big Twin
2641-3		Grease Fitting
23-0416	44475-35	Lock Plate
8617-4	44183-36	Grease Seal Kit includes Spring
8617-4T	44183-36	As Above
—	44186-36	44182-36 Gasket, Washer
49-2012	44223-28	Shackle Bushing, pair
49-2006	44210-40	Shackle Bar, Black 1940-48 Big Twin
49-2011	—	Shackle Bar, Chrome 1940-48 Big Twin
8010-10	44226-36	44223-28 Shackle Rebuild Kit,
	44231-38	44225-30 including 2 studs,
	44229-40	44231-38 2 bushings, lock, grease fitting and hardware.

23-3075	44265-36	Brake Cam, Big Twin
37-8941	44270-36	Shaft Washer
49-0064	44308-36	Operating Arm, 1936-48 Big Twin, Parkerized
23-1993	44402-36	Shoe Set Complete Big Twin
23-1652		Replica Shoe Set Complete, BT
23-1707		O.S. Linings Only, (.020)
23-0516	44433-39	Linings Only, Big Twin
23-0128	44449-36	Stud and Lock Plate
13-0209	44484-35	Shoe Springs
26-2126	45002-41	Lever Assembly Polished
26-2127	45002-41C	Lever Assembly Chromed
36-1994	45085-30	Brake Cable Inner/Outer 1941-57
36-2580	—	Brake Cable Housing only 1928-56
49-0422	45085-30	1930-57 Inner and Outer Brake Cable
		Includes the following: (replica)
	45102-39	Cable Oil Cup Kit and
	45109-30	Cable Ferrules
36-2589	45085-30	As Above
36-2567	45153-28	Inner Cable only
49-0256		Oiler Cup
8624-2	45162-41	Cable Adjuster 1941-57
9739-2	45162-41	As Above, Chrome
9630-2	45162-41	As Above, Parkerized
8938-2	45162-41	Cable Adjuster 1928-40 Cadmium
9683-2	4165-28	As Above, Parkerized
9740-2	4165-28	As Above, Chrome
37-8773	45172-28	Lower Cable Clamp
49-0213	45172-28	As Above Chrome
2593-5	45172-28	Lower Cable Clamp, Black
2593-5T	45172-28	Lower Cable Clamp, Black
22-1083	Kit	Chrome Big Twin Brake Kit
22-1084	Kit	Black Big Twin Brake Kit
49-0063		Arm, Cadmium

23-1993



37-8773



49-0213



## Springer Cable

Kit includes replica outer cable with oiler cup, inner cable, and lower cable cinch.  
VT No. 49-0171





# Spring Fork Brake



26-0522



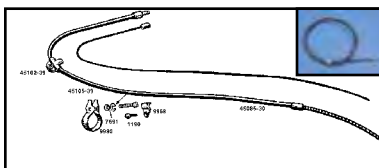
26-0779



26-0152

## Ball End Stainless Style Assembly.

26-0522	Ball End	5/16" Complete
26-0152		Polished, Screw In Type
26-0779	3/8" Hole	Polished
26-2192	—	Chrome Stock Lever Only
26-0542	—	Lever Clamp Strap
8819-4	45031-41	1941-64 Pin and Nut, Cadmium
26-0506	45033-49	1949-64 Lever Bushing with cotter



**Replica Brake Cable Assembly** for 1930-57 Spring Fork, Big Twin and 45". Includes housing with end ferrules, oil cup kit and inner cable. Replaces 45085-30. Order clamps separately.

VT No.	OEM	Item/Fits	Year
49-0432	45085-30	Cable Housing only, 45"	1930-40
49-0422	45085-30A	Cable Assembly, Big Twin and Servi-Car	1941-57
36-2567	—	Inner Cable, All	
49-0256	45103-39	Oiler Cup	
37-9027	9968	Clamp to attach to fork, All	
37-0752	1190	Screw for Above	
37-8776	9980	Clamp to attach to bars, All	



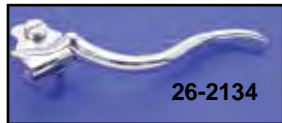
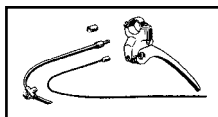
36-0414



49-0894

**1941-48 Big Twin Spring Fork Cable and Handle Kit** includes replica style cable with oiler fitting and end ferrules, polished or chrome handle and clamps to attach cable to bars and fork leg.

VT No.	Type	Year
36-0414	Polished	1941-48
36-0775	Replica	1941-48
36-0418	Chrome	1941-48
36-0775	Replica	1941-48
49-0894	Chrome	1936-48



26-2134



26-0945

**Replica Brake Lever** is an authentic reproduction, complete as pictured for 1928-40 Spring Fork models.

VT No.	OEM	Item
26-2134	Chrome	Complete Assembly
26-0945	Parkerized	Complete, Assembly
37-8775	4154-28	Screw Set
49-0975	Parkerized	Screw Set
26-2150	4150-28	Handle only
26-2151	4153-28	Lower Clamp
49-0422	45085-30A	Cable Assembly, Replica
36-2580	4143-30C	Cable Housing, Black Cotton
36-2578	—	Cable Housing, Nickel Only
36-2567	—	Inner
49-1523	—	Pivot Screw
26-0949	Kit	Screw and Clamp
49-0975	Kit	Parkerized Screws



49-0422



26-0541



26-0948



26-0947




26-0821

**1941-64 Replica Brake Clutch Handle** features accurately formed clamp and cadmium plated hardware. Replaces 45002-41.

VT No.	Item
26-0541	Lever Assembly
26-2143	Lever Assembly, Forged
26-0950	Lever Assembly, 5/16" O.D.
26-0948	Front Parking Lever, Assembly
26-0946	Lever with ratchet plate
26-0947	Hardware Kit
13-0845	Spring
26-0821	Handlebar Lever Mount
26-0950	Lever Assembly, Polish, 1941-48
26-0951	Lever Assembly, Chrome, 1941-48
26-0953	Lever Assembly, Polished, 1949-64, brake
26-0954	Lever Assembly, Chrome, 1949-64, brake
26-0957	Lever Assembly, Polished, 1941-43, brake



26-0583




Ball End




**Replica Lever Assemblies** include slotted lever bushing as original with small hole for brake or clutch.

VT No.	#	OEM	Finish
26-2127	A	45002-41	Chrome Complete
26-2126	A	45002-41	Polished Complete
26-0583*A			Parkerized *Note: Bushing is not included.
26-0510		Ball End	Polished, Lever Only
26-0581		Ball End	Polished, Stainless




9740-2




8938-2




9683-2T



9739-2



8624-2



9630-2

**Front Brake Cable Adjuster.** One or two locknuts included depending on application.

VT No.	Year/Model	Finish
9740-2	1928-40 All	Chrome
8938-2	1928-40 All	Cadmium
9683-2	1928-40 All	Parkerized
9683-2T	1928-40 All	Parkerized
9739-2	1941-48 BT, 1941-57	Servi-car Chrome
8624-2	1941-48 BT, 1941-57	Servi-car Cadmium
9630-2	1941-48 BT, 1941-57	Servi-car Parkerized

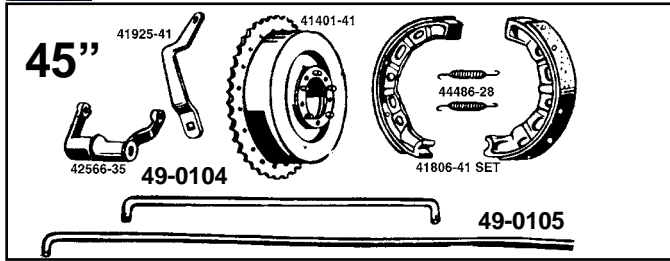


**Brake Cable Cadmium Plated Brass Coupling and Oiler** includes the dust cover 4142-30. 1930-38.

VT No. 9004-2



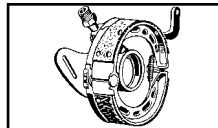
# 45" Solo Brake



## 45 Rear Brake Parts for 1941-52 Solo models.

VT No.	OEM	Item
23-1740	41401-41	Drum Complete, Black
23-1769	—	Drum Complete, Chrome
23-1017	—	Black Drum
49-0638	—	Black Backing Plate
49-0903	—	Backing Plate, Chrome
49-1875	41647-41	Backing Plate Assembly
49-2555	41652-37	Backing Plate, Black
49-0520	—	Backing Plate, Chrome
23-0760	41692-36	Brake Cam Shim
19-0010	41474-35	Sprocket Kit with Ring
19-0089	41421-35	Dust Ring only
23-1751	41806-41	Shoe Set Complete
49-1240	—	Shoe Kit
13-0208	44486-28	Spring Set
23-0736	41849-41	Linings, pair
49-0077	4054-35	Rear Cam
49-0655	—	Rear Cam, Wide
49-2574	41876-41	Pivot Stud
49-2575	44476-35	Lock Plate
49-0914	42566-35	Bell Crank
49-0179	41925-41	Rear Arm
49-2598	41925-41	As Above, Chrome
49-0104	4073-39	Front Rod, Parkerized
49-0105	4065-35	Rear Rod, Parkerized
2502-12	—	Clevis Pin Kit
49-0239	69129-37	Speedo Drive, Zinc
49-0210	69129-37	Speedo Drive, Chrome
49-1745	—	Speedo Drive, Parkerized
49-0261	Kit	Drive Rebuild
49-0209	67080-37	Lock Tab
49-0097	—	Gear
49-1746	—	Speedo Drive

## Rear



**Backing Plate Assembly** includes backing plate, arm, shoes, springs, speedometer drive and cam completely assembled.

VT No.	Item
49-0960	Backing Plate Kit, Black
49-0520	Backing Plate Kit, Chrome
49-1875	Backing Plate Kit, Parkerized
49-2629	Complete Brake Kit

**45" Solo Brake Rods** in chrome or parkerized.

Chrome	Parkerized	OEM	Year	Type
49-2553	49-0104	4073-39	1939-52	Front
49-2554	49-0105	4065-35	1935-52	Rear

## 45" Solo Front Wheel

**45" Solo Front Wheel Assemblies** include rim, replica original finish hub and bearings laced with stainless steel spokes.

VT No.	Size	Rim	Rim Only
52-0755	16"	Chrome	52-0966
52-0756	16"	Chrome	52-0966
52-0757	16"	Black	52-0967
52-0758	18"	Black	52-0785
52-0759	18"	Chrome	—
45-0877	16"	Spokes	—
44-1941	—	Bearing Kit	—
49-1379	—	Shoe Kit	—



**45" Front Brake Drum/ Wheel Hub** available in black, chrome or military olive drab finish and does not include internals.

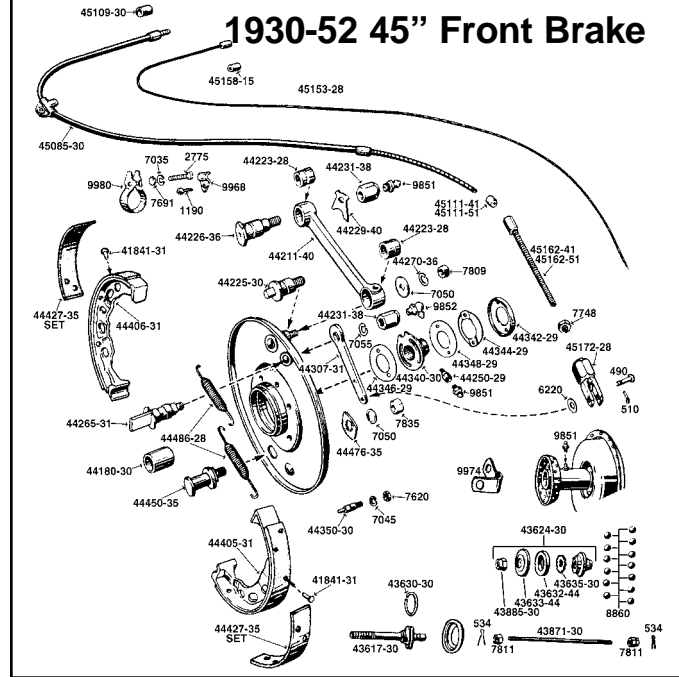
VT No.	Finish
49-1275	Black
49-1277	Chrome
49-1276	Olive Drab
49-0845*	Olive Drab
49-1941	Hub Internal Assembly Kit
12-0128	Ball Bearings

\*Note: Includes internals, axle and nuts.

### 45" Front Brake Plate Cover Kit.

VT No.	Item
49-2576	Kit
49-1516	Kit, Chrome
2637-3	Fitting Set
2599-6	Stud Set
49-1311	Kit
49-0544	Washer Kit
49-0621	Parkerized Cover
49-0622	Chrome Cover

## 1930-52 45" Front Brake



### 45" Front Axle and Brake Hardware fits 1930-52.

VT No.	OEM	Item
9690-4	7811	Axle nuts, parkerized
8854-4	7811	Axle nuts, chrome
8855-4	7811	Axle nuts, cadmium
12-0157	8860	Balls, 50 pack
44-0533	9851	Grease Fitting, 10 pack
37-0511	9852	90° Grease Fitting, 5 pack
37-9027	9968	Early Frame Mount Cable Clamp
37-9289	9974	Lower Cable to Fork Clamp
37-8776	9980	Front Brake Cable Clamp
44-2005	43617-30	Axle Sleeve
44-2006	43630-30	Retaining Ring, 5 pack
44-2002	43632-44	Cone Seal, 5 pack
44-2003	43635-30	Lockwasher, 5 pack
44-2004	—	Bearing Cone and Nut for Sleeve
44-2417	—	Cone Nut
44-0938	—	Cone Nut
44-2077	—	Bearing Cone Set
49-1963	43640-30	Left inner dirt guard
2897-5	Kit	Axle and Nuts
9302-2	43885-30	Nut and Oil Seal
Includes	43633-44	Retainer, chrome
9303-2	As Above	Cadmium
9743-2	As Above	Parkerized
49-0200	44145-41	Backing Plate 1941-52
49-0041	Chrome	Backing Plate 1941-52
10-0736	44180-30	Backing Plate Bushing
49-0212	44223-28	Springer Fork Brake Bushing
49-2563	44226-36	Stud
8010-10	44229-40	Lock Tab
49-2604	44231-38	Nut
49-0245	44226-36	44223-28 Shackle Rebuild Kit, included 2 studs, 2 bushings, lock, grease fittings, and hardware.
2637-3	44231-38	Shackle Bar, Black
49-0211	44229-40	Fitting Extension
37-8941	44265-31	Grease Fitting
49-0063	44270-36	Brake Cam
49-0245	44270-36	1936-48 Brake Cam Washer
49-0211	44307-31	Front Brake Operating Arm
37-8941	44211-40	Shackle Bar, Black
49-0063	44250-29	Fitting Extension
49-2576	44265-31	Brake Cam
49-1516	44270-36	1936-48 Brake Cam Washer
49-1553	44307-31	Front Brake Operating Arm
37-9290	44346-29	45 Front Brake Plate Cover Kit
23-1992	44340-30	Black Powder Coated
	44348-29	
	44344-29	
	44342-29	







# Side Valve Models Flat Head Parts


Fit Big Twin 1930-48 45" models 1929-73.



49-0908

**45" Aluminum Head Set**  
replaces front and rear on 1941-73. Order bolts and washers separately. Replaces 16683-39 & 16681-39.

<b>VT No.</b>	<b>Compression</b>
49-0908	Low
49-0945	High
15-0449	Base Gasket



49-0945

45"




BT

**Aluminum Head Set** for all 1936-48 74 and 80 Side Valve engine, deep fin, medium compression. Replaces front and rear 16670-36F, 16673-36R. Sold as pairs.


<b>VT No.</b>	<b>Type</b>
49-0909	Head Set
15-0228	Copper Gasket Set
<b>Copper Head Gaskets</b>	
15-0739	1930-35 VL
15-0185	1939-73 45"



15-0531



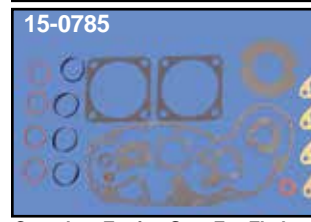
15-0525



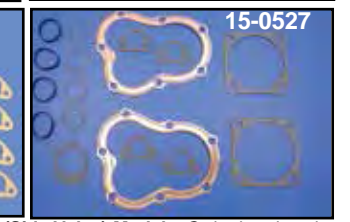
15-0526



15-0515



15-0785



15-0527

**Complete Engine Sets For Flathead (Side Valve) Models.** Order head gaskets separately.

GB No.	James No.	OEM	Years	Fits
15-0531	15-0505	17026-40	1940-73	All 45" Side Valve
15-0515	15-0506	17027-36	1936-48	74" and 80" Side Valve
15-0785			1930-36	VL

**Early Top End Kits.**

GB No.	James No.	Years	Fits
15-0525	15-1182	1940-73	45
15-0527	—	1930-36	VL
15-0528	15-1183	1936-48	UL/ULH



**Original V-Twin Replica since 1977!**

## Headbolts



**Head Bolts, Head Nut and Washer Kits.**

Cadmium	Chrome	Parkerized	Item
7709-32	—	—	Stud Set (1929-50) 16 piece
7711-18	8216-18	9727-18	1932-40 45" Head bolt nut with washer
9889-16	9888-16	—	74 and 80 with Aluminum Heads, order washers separately
7711-18-45	8217-18-45	9705-18-45	1951-73 45" WL and G
7712-36	8218-36	9728-36	45" with Aluminum Heads
—	2055-1	—	45, 74 and 80 with Cast Iron Heads
—	—	49-0276	1965-73 45" Head Bolt for Alternator Mount
—	—	—	45" Bolt only, 14-40MA (NOS)

**Studs for 1929-50 45" VT No. 2183-16**


**Head Bolt Washer Kits**  
7710-18 8215-18

9698-18 Aluminum Flathead Washer Kit



**1937-48 Big Twin Side Valve Upper and Lower**

<b>VT No.</b>	<b>Type</b>
9521-22	Chrome
9522-22	Cadmium
9723-22	Parkerized
<b>45" Lower Only</b>	
9625-16	Chrome
8825-16	Cadmium
9626-16	Parkerized



<b>1932-up Upper Only</b>	
9779-5	Chrome
9780-5	Cadmium
9781-5	Parkerized

**45 Top Motor Mount Spacers** for spacing out the two longest head bolts on aluminum head models. 1941-73.

8229-2	Chrome	8230-2	Cadmium
9721-2	Parkerized	—	—



**Side Valve ULH Headbolt Wrench.**  
VT No. 16-0067



**Engine Case Bolt Kit** includes the necessary hardware to bolt together the motor cases of the years listed.

**COLONY**

Acorn	Chrome	Cad	Fits
8121-34	8122-34	8123-34	1936-39 Flathead Big Twin
8124-34	8125-34	8126-34	1940-48 Flathead Big Twin
—	8619-17	8620-17	1937-73 45's
—	—	9697-17	1937-73 45's Parkerized

## Side Valve Mount

**Side Valve Engine Mounts** fit engines by head type cast iron or aluminum. Ends of mount are attached by bolts in head bolt set.

Zinc	Chrome	OEM	#	Type	Fits
31-0108	—	16851-37	A	Both	1936-48 BT
49-1932	—	2806-40	B	Alum.	1936-73 45"
31-0211	—	16855-51	C	Iron	1932-73 45"
—	31-3993	16851-37			



CLASSIC



# Side Valve Flywheels



10-1035



10-1013

**V-Twin Complete Stock Flywheel Assembly** is shipped complete, assembled, balanced with V-Twin Mfg. standard piston and trued with shafts included.

VT No.	Year	Model
10-1035	1929-73	45" Side Valve
10-1013	1937-48	74" Side Valve



**Connecting Rod Race Sets** made from 52100 steel and hardened.

VT No.	Model	Years
10-0139	Flathead 45"	1929-54
10-0143	VL	1930-36
10-0138	UL	1936-48



10-0265



49-0069

**Stock Replacement Rod Sets** for Flathead. Includes new rods, crank pin, nuts, cages and standard rollers. Rollers are fitted and assembled. Piston pin bushings are installed and honed for stock wrist pin.

VT No.	OEM	Fits
10-0265*	24279-37	1937-48 UL & ULH 80
10-0332**	1937-48	UL, ULH 80
49-0069	24275-32	1929-73 45" Replica

\*Note: Features stepped crank pin.

\*\*Note: For use with 10-1027 V-Twin flywheel only.



10-1027

**TRUETT & OSBORN**

**Truett and Osborn Flywheel Sets** feature original weight right and left sides.

**Bare Flywheels Only**

VT No.	Fits
10-1049	45"
10-1027	74" & 80" Side Valve
10-1068	K Model

## Crank Pin

10-0129



10-0131



**Crank Pins** available from Eastern, Jims and V-Twin. Pins are made of 8620 steel with .062 heat penetration.

Model	Years	Jims 3 Hole	Jims 1 Hole	Eastern 3 Hole	V-Twin 2 Hole	OEM
74 OHV	1941-47	10-8356	—	10-0129	10-0135	23961-41
Big Twin UL (Step Pin)	1940-52	—	10-8363	10-0131	—	—
K Model	1952-53	10-0132	—	10-8371	—	23960-52
45's	1929-73	—	—	10-0365	10-0127	23960-29
Early-Twin	1930-34	—	—	10-0394	—	348-30
45" WR	1941-52	—	—	10-0381	—	—



**Crank Pin Lock Kits** include two nuts, two locks and mount screws. Nuts and locks are also available separately.

Model	Item	VT No.	OEM	Year
10-0335	Kit	1936-52	61" & 80"	Kit
10-0336	Kit	1941-53	74" Big Twin	Kit
10-0338	Kit	1929-73	45"	Kit
12-0535	23966-36	1936-52	61" and 80"	Eastern
12-0602	23966-36	1936-52	61" and 80"	Jims
12-0573	—	23967-41	1941-53	74" Big Twin
12-0520	8010	1929-73	45"	Nut Set




**Connecting Rod Roller Sets.** Each set supplies enough rollers for that application only. For Flat Head 45" 1929-54.

VT No.	Size
10-0168	Standard
10-0169	.0006 oversize



**Sifton Steel Rod Cage Set** includes 4 cages and standard Torrington Roller Set.

VT No.	Type	Year	Size
10-2522	Big Twin	1936-85	Standard
49-0058	45"	1929-73	Cage Set
10-8753	45" WR	1936-53	Cage Set
10-0940	W	1929-73	Kit
10-1297	WR	Roller Set	

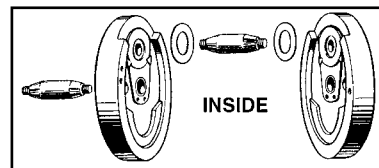


**Bronze Wrist Pin Bushings**, pairs.

VT No.	OEM	Application/Side	Year	U/M
10-0756	24334-36	Big Twin Side Valve	1936-48	Standard
10-0757	—	Big Twin Side Valve	1936-48	.002
10-0758	—	Big Twin Side Valve	1936-48	.005
10-0759	24335-36	Big Twin Side Valve	1936-48	.010
10-0760	24331-36	45" Side Valve	1930-73	Standard
10-0762	—	45" Side Valve	1930-73	.005
10-0763	29332-36	45" Side Valve	1930-73	.010

**Steel Crank Pin Flywheel Washers** sold in pairs.

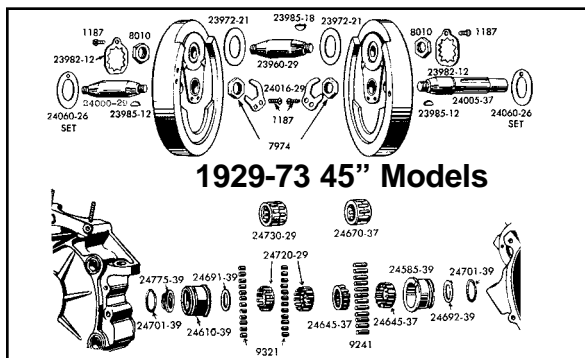
Inside	OEM	Year	Model	Size
10-1284	23972-36	1936-52	Big Twin 61" OHV	Standard
		1937-48	Big Twin Side Valve	74" and 80"
10-1217	77972-21	As Above	—	.005
10-1162	23972-21	1929-73	45" Side Valve	Standard







# Side Valve Case Races



1929-73 45" Models

## 45" Engine Components for 1929-73.

VT No.	OEM	Item
12-0560	7974	Shaft Nuts, 5 pack
10-0337	8010A	Crank Pin Nut Kit
10-1162	23972-21	Inside FW Washer, 2 pack
17-0922	23982-12	Crank Pin Lock, 10 pack
12-0200	23985-12	Shaft Key, 10 pack
12-0201	23985-18	Crank Pin Key, 10 pack
10-0417	24000-29	Sprocket Shaft
10-0406	24005-37	Gear Shaft
17-0929	24016-29	Shaft Nut Lock
10-1161	24060-26	Flywheel Washer Set
10-0218	24585-39	Right Case Race Standard
10-0219	24585-OS	.002 As Above
10-0220	24585-OS	.005 As Above
10-0221	24610-39	Left Case Race
10-0222	24610-OS	.002
10-0223	24610-OS	.005
10-1165	24691-39	Left Side Washer, 5 pack
10-1166	24692-39	Right Side Washer, 5 pack
12-0975	24701-39	Right and Left Retainer, 10 pack
10-0430	24775-39	Left Oil Slinger, each

## CASE ROLLERS

1937-48 SV Big Twin Right Side replaces 9261, 12 per set.

Size	12-Piece	100 Pack	OEM
Standard	10-0307	12-4523	9261
.0002	10-0308	—	9262
.0004	10-0309	12-4525	9263
.0006	10-0310	12-4526	9264
.0008	10-0311	—	9265
.001	10-0312	12-4528	9266



45" Right Crankcase Rollers, 12 piece.

Size	12-Piece	100 Pack	OEM
Standard	12-4573	12-4593	9241
.0002	12-4602	—	9242
.0004	12-4575	12-4595	9243
.0006	12-4574	12-4594	9244
.001	12-4604	12-4605	9246

All Rollers by  
**TORRINGTON®**

45" Left Crankcase Rollers, 24 set for 1924-73.

Size	24-Piece	100 Pack	OEM
Standard	—	—	9321
.0006	12-4597	12-4571	9324
.0008	—	12-4614	9325
.001	12-4598	12-4572	9326

1940-54 Big Twin Left Side Case Rollers, 24 per set.

Size	24-Piece	100 Pack	OEM
Standard	10-0300	—	9220
.0002	10-0301	—	9221
.0004	10-0302	12-4512	9222
.0006	10-0303	—	9223
.0008	10-0304	12-4514	9224
.001	10-0305	12-4515	9225

## Bulk Pack Rod Rollers

### 1929-73 45" Flathead

Size	Long	OEM	Short	OEM
Standard	12-4593	9241	12-4599	9301
.0002	12-4503	9242	—	9302
.0004	12-4595	9243	12-4615	9303
.0006	12-4594	9244	12-4600	9304
.001	12-4605	9246	—	9306

VT No. 12-4616 is a set of long and short

J Model Left Case (Sprocket Shaft) and Male Rod or J and VL models.

Standard size is .250 x .350

Size	OEM	VT No.
Standard	9281	12-4570
.0006	9284	12-4571
.001	9286	12-4572



## 1936-47 OHV, 1930-48 Side Valve 74 and 80" Case Races.

Note: VT No. 10-2498 is a bronze bushing.

Jims	VT No.	OEM	Years	Side	Size
—	10-2498	413-30	1930-36	Right	Standard
—	10-2519	416-30	1930-36	Left	Standard
—	10-0226*	413-36	1936-39	Right	Standard
—	10-0228*	416-36	1936-39	Left	Standard
—	10-2521*	—	1936-39	Left	.002
10-0257	10-0224	24595-40	1940-48	Right	Standard
10-0258	10-0225	24597-40	1940-48	Right	.005
—	10-0264	As Above	1940-48	Right	.010
10-0235	10-0208	24621-40	1940-54	Left	Standard
—	10-0209	24623-40	1940-54	Left	.005
—	10-0210	—	1940-54	Left	.010
—	10-0211	—	1940-54	Left	.015

\*Note: Fits 1937-39 Big Twins, 1936 Overhead Valve



Case Race machined & ground to factory specifications.

## Sprocket Left Side Case Race

Jims	Eastern	OEM	Size	Year/Model
10-0238	10-0221	24610-39	Standard	1939-73 45"
—	10-0222	24611-39	.002	1939-73 45"
10-0239	10-0223	24612-39	.005	1939-73 45"

## Pinion Right Side Case Race

Jims	Eastern	OEM	Size	Year/Model
10-0255	10-0218	24585-39	Standard	1939-73 45"
—	10-0219	24586-39	.002	1939-73 45"
10-0256	10-0220	24587-39	.005	1939-73 45"



## Steel Roller Retainer Cages.

VT No.	OEM	Application	U/M
12-0400	24366-51	74 and 80	4
12-0412	24366-51	As Above, Jims	4
49-0058	—	45" SV	4
12-4616	—	45" Roller Set	24 pc
12-1942	.0006	45" SV Roller	Kit
12-1941	.0008	45" SV Roller	Kit

## Big Twin Right Pinion

VT No.	OEM	Application	U/M
12-0400	24646-36	1936-54 Big Twin	2
12-0413	24646-36	As Above, Sifton	2

## Big Twin Left Side Sprocket

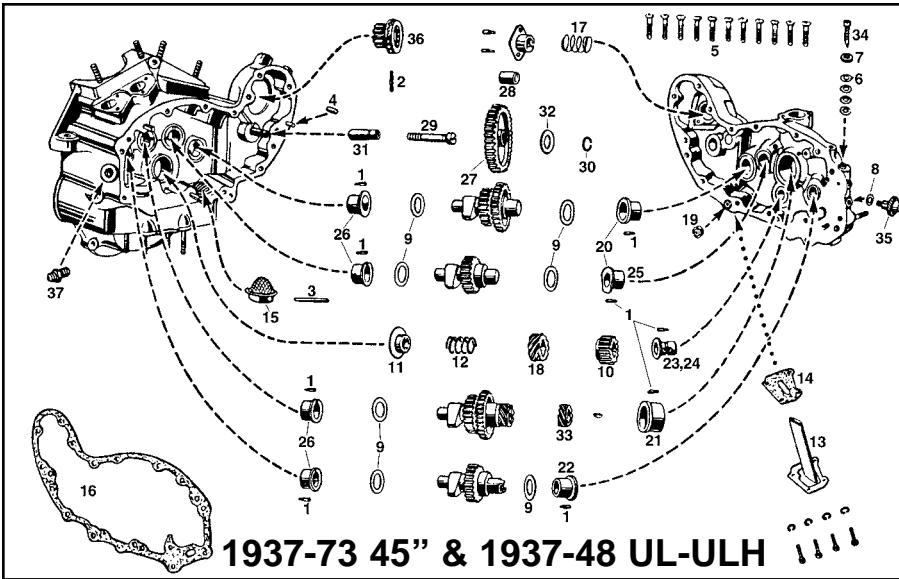
VT No.	OEM	Application	U/M
12-0401	24721-30	1930-54 Big Twin	2
12-0414	24721-30	As Above, Sifton	2

## 45" Left Sprocket

VT No.	OEM	Application	U/M
12-0424	24720-29	1929-73	2



# SV Pinion Hardware



**Replica ULH Cam Cover** includes bushings installed, features smooth natural finish. As used on 74 and 80 cubic inch 1937-40 ULH. VT No. 10-1937



**1930-36 Big Twin and 45 inch Timer and Cam Bushings.**

VT No. OEM Fits

10-8524 662-29 Timer Shaft

10-8525 662-30 Cam Gear Shaft

10-8526 662-34 Oiler Drive Shaft



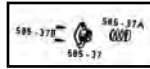
**VL Cam Shims for 1930-36.**

VT No. OEM Size

10-8521 663-26 1/64 inch

10-8515 664-26 1/32 inch

45" SV	Big Twin SV	OEM	#	Item
12-1175	12-1175	271	1	Bushing Pin
12-1185	12-1185	327	2	Gen Gear Pin
12-1173	12-1173	333	3	Strainer Pin
—	12-1166	377	4	Dowel Pin
9668-19	9668-19	2341	5	Cam Cover Screw, parkerized
9413-19	9413-19	2341	5	Cam Cover Screw, cadmium
9412-19	9412-19	2341	5	Cam Cover Screw, chrome
9985-24	9985-24	6150W	6	Adjuster Washer
37-0737	37-0737	6182	7	Adjuster Washer
14-0154	14-0154	6440	8	Oil Switch Washer
12-0705	12-0705	6769	9	Shim
—	12-1474	24010-37	10	Pinion Gear
12-1473	—	24011-37	10	Pinion Gear
12-1526	—	24696-39	11	Seal Ring
—	12-1527	24696-40	11	Seal Ring
13-0105	—	24699-37	12	Pinion Spring
—	13-9202	24700-37	12	Pinion Spring
12-1424	12-1424	24912-37	13	Relief Pipe
15-0334	15-0277	24921-37	14	Relief Pipe Gasket
12-1512	12-1512	24975-37	15	Oil Strainer
15-0879	—	25226-37	16	Cam Cover Gasket
—	15-0407	25227-37	16	Cam Cover Gasket
13-0106	13-0106	25287-37	17	Breather Spring
49-0654	49-0654	25281-37	17A	Seal Ring Plate
49-1016	49-1016	Kit	17A	Breather Kit
—	12-1378	25302-37	18	Oil Pump Drive Gear
12-0421	—	26318-37	18	Oil Pump Drive Gear
49-2562	49-2562	25350-37	19	Breather Valve



49-1016



45" SV	BT SV	OEM	#	Item
10-2976	10-2977	Set	—	Cam Set, 4 pieces
10-8379	10-8380	Kit	—	Bushing Kit
10-0709	10-0709	25586-37	20	Cam Gear Cover Bushing
10-2540	10-2540	As Above	—	.005 Oversize
10-0731	10-0731	25588-37	21	Cam Gear Cover Bushing
10-2507	10-2507	25590-37	22	Cam Gear Cover Bushing
—	10-2512	25591-37	23	Pinion Bushing
10-2503	—	25593-37	24	Pinion Bushing
10-2506	—	25595-37	25	Cam Gear Cover Bushing
—	10-2504	25599-37	26	Cam Gear Cover Bushing
10-2495	—	25601-37A	26	Cam Gear Cover Bushing
—	12-1475	25775-37	27	Idler Gear
12-1259	—	25776-37	27	Idler Gear
10-0716	10-0716	25785-30A	28	Idler Gear Bushing
12-0197	12-0197	25794-30	29	Idler Gear Stud Screw
12-0915	12-0915	25810-15	30	Idler Gear Retaining Ring
10-0805	10-0805	25788-30	31	Idler Gear Stud
10-0806	10-0806	Kit	31/28	Stud and Bushing Kit
15-0217	15-0217	25811-11	32	Idler Washer
—	12-0419	25851-37	33	Circuit Breaker Drive Gear
12-1404	12-1404	26383-32	34	Adjuster Screw
12-1401	12-1401	26550-38A	35	Oil Pressure Switch
32-0550	32-0550	31071-37	36	Generator Drive Gear
7612-3	7612-3	63533-15	37	Oil Fitting, Cadmium
7612-3T	7612-3T	63533-15	37	Oil Fitting, Cadmium
40-0514	40-0514	63593-15	37	Oil Fitting, Chrome

## Valve Covers

**Valve Spring Cover Set Screw type.** Use on all 1930-38 Flathead. Set of four.

VT No.	Year/Model	Type
49-0119	1930-36 VL	Zinc Set
49-0113	1930-36 VL	Zinc Set
49-0192	1937-38 UL	Zinc Set
49-0243	1937-38 UL	Chrome Set
14-0173	1930-38 VL and UL	Seal for Above

\*Note: Feature chrome lower portion only.



**Late ULH Valve Cover Set** includes 4 sets of all parts shown, for 1939-48 UL-ULH models.

VT No.	OEM	U/M	Item/Finish/Use
49-1965	18236-39	4	Complete, Chrome
49-0967	18236-39	4	Complete, Zinc
49-0961	18254-39	4	Clips, Chrome
49-0962	18254-39	4	Clips, Zinc
49-0963	18248-39	4	Locks, Zinc
49-2580	18258-39	4	Retainers, Zinc
13-0103	18247-39	4	Springs
15-0281	18245-39	10	Cork Gasket, Upper
49-1968	18246-39	4	Cork Retainer, Upper
15-0282	18257-39	10	Cork Gasket, Mid
15-0283	18259-39	10	Gasket, Lower

**45 inch Valve Cover Sets for 1929-73.**

VT No.	OEM/Model	Item	Finish	Set
49-0938	45 inch	Kit Complete Set (Less Seals)	Zinc	Set
49-0700	45 inch	Kit Complete Set (Less Seals)	Chrome	Set
2722-20	45 inch	Set	Parkerized	Set
14-0785	Seals	Kit	—	8
15-0255	18630-26	Washer	—	10
14-0170	18260-29	Flat Seal Ring	—	5
14-0621	18260-29	Flat Seal Ring (James)	—	5
14-0510	11123	O-Ring	—	10
15-0256	18198-38	Guide Seal	—	2



# SV Pinion-Sprocket Shafts



Pinion Shafts						
Side Valve	Year	OEM	Jims	Eastern	V-Twin	Motor Shop
45"	1929-73	24005-37	10-0406	10-0449	10-0433	
Big Twin UL	1937-48	24006-37	10-8331	10-0407		
F, J, JD	1915-28	355-15				
VL	1930-36	355-30		10-0395	15-0382 Gasket	
W, K, XLR	All	24005-67R				
XR 750	All	24007-69R	10-0392	10-0392		
Sprocket Shafts						
Big Twin 61 and 74	1930-54	24001-30	10-8314	10-0410	10-0456	10-0469
45"	1929-73	24000-29	10-0417	10-0437	10-0479	10-0475
Early Twin	1925-29	352-25			10-0397	



## Pinion



**Pinion Shaft Nut, Taper End, 5 pack.**

VT No.	OEM	Fits
12-0532	24023-36	1936-81 Big Twin
12-0560	7974	1923-73 45"



**Lock Plate, Pinion Shaft Nut, 10 pack.**

VT No.	OEM	Fits
17-0913	24015-36	1936-80 Big Twin
17-0929	24016-29	1929-73 45"



**Taper Pinion Keys** sold in ten packs. Fits 1941-81 Big Twin, 1929-73 45", replaces OEM 23985-12.

**VT No. 12-0200**



**Engine Sprocket Nut Kit** for 1930-54 Big Twin includes correct nut, key retaining ring and left bearing oil slinger.

**VT No. 12-0620**



**Pinion Bearing Sets** for right side includes rollers and cages. Washers and snap rings included when required except where \*noted.

VT No.	Year	Model
10-2535	1936-54	Big Twin 74 & 80
10-1204*	1929-73	45" Standard



**Side Valve Pinion Kit** includes parts for the years of application.

VT No.	Fits	Model
12-0103	1937-73	All 45"
12-0107	1940-48	74" & 80"

**Pinion Shaft Seal Ring.**


VT No.	OEM	Year	Model
12-1526	24696-39	1937-73	45" Twins
12-1527	24696-40	1940-48	74" and 80" Side Valve

## Sprocket



**Left Sprocket Shaft Bearing & Hardware Kit** includes loose rollers, cages and end slinger.

VT No.	Model	Item	Year
12-0409	Big Twin	Kit	1941-54
12-0410	45"	Kit	1929-73



**Nuts, Motor Sprocket**


VT No.	OEM	Fits	Years
12-0501	7991	45"	1929-73
12-0503	24003-30	Big Twin & 61	1930-54



**Motor Sprocket Kit** includes 23 tooth sprocket, nut, key, dust ring and retainer. Parkerized BT 1936-48. **VT No. 19-0137**

**Nut, Sprocket Shaft Taper End. 5 packs.**

12-0560	7974	1929-73 45" Side Valve
12-0532	24023-36	1936-71 Big Twin



**Motor Sprocket Nut Kit** includes correct nut, key retaining ring and left bearing oil slinger.

VT No.	Fits
12-0620	1941-54 Big Twin
12-0619	1929-73 45"



**Left Bearing End Oil Slinger.**

VT No.	OEM	Year/Model
10-0430	24775-39	1939-73 45"
10-0429	24776-40	1941-54 Big Twin



**Sprocket Shaft Seal and Snap Ring.**

VT No.	OEM	Year	Model
7411-2	24776-40	1936-54	61"-74"-80"
8211-2	24775-39	1939-73	45" Model



# Cam Sets



Replica Cam Sets by Sifton (with original manufacturer specs).

VT No.	Type	Year
10-2976	45"	1936-73
10-8183	45" WLDR	1936-73
49-8554*	WR	1936-73
10-2977	Big Twin UL-ULH	1936-48
10-2982	ULH	1937-48
10-2981	Side Valve	Shafts

\*Note: Requires 49-8552 lifter tappet kit



**Unilite Distributor** with billet aluminum housing is a dual fire type, includes gear and features 12 volt electronic performance. The electronic ignition module fits inside distributor, so no external box. Fits 1930-73.  
**VT No. 32-0174**

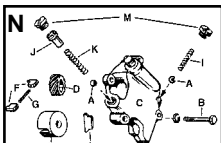

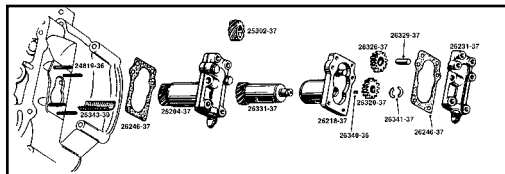


**Accel Electronic Advance Distributor** with rev limiting for 1930-52 45, 1936-47 Side Valve Big Twin and 1952-70 XL models. Features adjustable electronic advance curves, single or dual fire modes and CNC machined billet housing. Use with a 3 ohm coil.  
**VT No. 32-7804**



**Distributor Hold Down Clamp** fits 1957-70 XL and SV 1936-73.  
**VT No. 31-3966**

# Side Valve Oil Pump Parts



45 Feed Pump Parts for 1937-73.

VT No.	OEM	#	Item
49-0606	Complete		Pump Assembly (N)
49-0639			Feed Pump
12-1478	Kit		A, M, J, K, I
12-0110	Kit		Complete Speed Pump Assembly Kit
12-0158	8816	A	Balls (25)
9408-22	Chrome	B	45's 1937-73 Bolt & Nut Kit
9409-22	Cadmium	B	45's 1937-73 Bolt & Nut Kit
9663-22	Parkerized	B	45's 1937-73 Bolt & Nut Kit
12-0421	26318-37	D	Oil Pump Drive Gear
12-1483	26270-37	E	Holder, Pump Vane 1937-73
12-1442	26284-37	F	Vane, pair
13-0161	26286-37	G	Spring, Vane
49-0094			Upgrade Vane Holder
9523-1	26362-36	H	Check Valve Plug, Chrome
9524-1	26362-36		As Above, Cadmium
9525-1	26362-36		As Above, Parkerized
13-0114	26363-56	I	Check Valve Spring
12-1444	26369-41	J	Adjust Screw
12-1476	26383-32	J	Replica Screw
13-0160	26373-41	K	By-Pass Spring
15-1185	—		Gasket Kit



Oil Strainer

**Oil Strainer** fits 1937-73 Flatheads. Kit includes strainer, gasket and pin.

VT No.	OEM	Item
12-1542		Kit
12-1512	24975-37	Oil Strainer
12-1173	333	Pin, 10 pack
15-0214	24973-57	Gasket, 10 pack

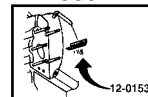
**Flathead Relief Pipe** replaces 24912-37 on 1937-52 45's and 1937-48 Big Twin Side Valve.  
**VT No. 12-1424**





**Oil Pump Fitting** replaces stripped or broken fitting in cast iron SV feed or scavenge pumps fittings has 7/16" UNF thread with internal hex for installation.  
**VT No. 40-0512**

## Side Valve Scavenger Pump Parts

VT No.	OEM	Item
49-0626	Complete	Scavenger Pump
49-0444	Complete	Scavenger Pump
49-0836	Cover	Scavenger, Pump
49-0444	Complete	Pump Assembly
9408-22	Chrome	Bolt Kit
9409-22	Cadmium	Bolt Kit
9663-22	Parkerized	Bolt Kit
12-1378	25302-37	Breather Spiral Gear
15-0649	26246-37	Gasket
12-1257	26331-37	Scavenger Gear
12-0204	26340-36	Key
12-0214	26341-37	Key Halves
12-0153	26343-39	Screen
12-1465	23383-32	Oil Adjusting Screw Kit
12-1446	26218-37	Body Only
12-1504	Kit	Rebuild Kit
12-1505	Kit	Rebuild Kit



**Breather Screen** replaces 26343-39 on SV's.  
**VT No. 12-0153**





**A-Long Oil Pump Nut** with 1/4-24 thread for 1941-48 74 and 80 SV, 1941-54 45's.

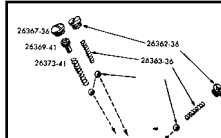
VT No.	Finish
8719-1	Chrome
8721-1	Cadmium
9631-1	Parkerized

## B-Standard 1/4 x 24 Hex Nut

VT No.	Qty	Finish
8110-12	12	Chrome
8111-12	12	Cadmium
9673-12	6	Parkerized



**Oil Pump Adjusting Screw Kit** Side Valve, include screw, shims and washer.  
**VT No. 12-1465**



Oil Pump Not Included.

**1937-73 Side Valve Feed Pump By Pass and Check Valve Kit** includes (3) springs, (3) caps, (3) balls and a check valve.  
**VT No. 12-1478**

- 35-0165 Zinc Gas Strainer Filter
- 35-0497 Petcock Left, Zinc





# Side Valve Piston Kits



**V-Twin Piston Kits** include 2 Cast Alloy Pistons, Ring Set, 2 Wrist Pins and 4 Circlips. All Flathead Pistons have a steel expansion control strut cast as original. All 74/80" Flat Heads have steel expansion strut as original.

Flathead	45" SV	45"SV	74" SV	80" SV
Size	$\frac{3}{32}$ " Top	$\frac{1}{16}$ " Top	$\frac{3}{16}$ " Bore	$\frac{3}{16}$ " Bore
STD	11-0400	—	11-0415	11-0408
.010	11-0401	11-0466	11-0416	11-0409
.020	11-0402	11-0467	11-0417	11-0410
.030	11-0403	11-0468	11-0418	11-0411
.040	11-0404	11-0469	11-0419	11-0412
.050	11-0405	11-0398	11-0420	11-0413
.060	11-0406	11-0399	11-0421	11-0414
.070	—	11-0472	11-0422	11-0424
.080	—	—	11-0423	11-0425



*Original*  
**The Ring Leader®**


One Piece Cast Iron Ring Sets for two pistons with one piece oil ring.

Model	45 SV	45 SV	74" SV	80" SV
Comp	2.745"	2.745"	$\frac{3}{16}$ "	$\frac{3}{16}$ "
Ring	$\frac{1}{16}$ "	$\frac{3}{32}$ "	$\frac{3}{32}$ "	$\frac{3}{32}$ "
Oil Ring	$\frac{3}{16}$ "	$\frac{1}{8}$ "	$\frac{3}{16}$ "	$\frac{3}{16}$ "
Standard	—	—	11-2537	11-2545
.010	11-2561	—	11-2538	11-2546
.020	11-2562	11-2523	11-2539	11-2547
.030	—	—	11-2540	11-2548
.040	11-2564	—	11-2541	11-2549
.050	11-2565	—	11-2542	11-2550
.060	11-2566	11-2527	11-2543	11-2551
.070	11-2567	11-2528	11-2544	11-2552
.080	—	—	11-2553	11-2554

## 45" Hastings Rings.

Model	45" & 55"	45"
	1952-73 G & K	1937-52 G & W
	$2\frac{3}{4}$ "	$2\frac{3}{4}$ "
Comp Ring	$\frac{1}{16}$ "	$\frac{3}{32}$ "
Oil Ring	$\frac{9}{16}$ "	$\frac{1}{8}$ "
Mfg.#	4244	5044*
Standard	11-0144	11-2529
.010	11-0145	11-2530
.020	11-0146	11-2531
.030	11-0147	11-2532
.040	11-0148	11-2533
.050	11-0149	11-2534
.060	11-0150	11-2535
.070	11-0151	11-2536

\*Note: Features One Piece Oil Control Ring



## Wrist Pin and Lock Kits.

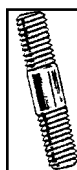
VT No.	OEM	Year/Model
49-7606	22775-36	1936-48 Big Twin Side Valve
49-7608	.002 Oversize	1932-51 45 SV
11-0869	22719-52	1952-73 45 SV
<b>Wrist Pin Locks, 10 packs.</b>		
12-0910	22581-32	1932-53 All Twins
12-0911	22582-52	1952-77 All Twins



**Cylinder Base Nuts** include washers.

**Chrome Cadmium Parkerized Fits**

VT No.	OEM	Year	Fits
7017-16			1936-78 Big Twin, Acorn (A)
8104-16	8105-16	9623-16	1936-78 Big Twin (B)
8106-16	8107-16	9624-16	45's (B)
9715-8	8171-8	9716-8	$\frac{7}{16}$ " Lockwashers (B), 8 pack



**Cylinder Base Studs** feature heat treating and interference thread at cylinder base. Sets of eight.

VT No.	OEM	Year	Fits
8856-8	16831-30	1930-77	74" and 80"
12-2100	16831-30	1930-77	74" and 80"
12-1192	16830-29	1929-73	45"



**Replica Cylinder Sets** include front and rear cylinders. 49-0378 WL includes pistons and rings.

VT No.	Type	Guides
49-0378	WL	Yes
49-0193	W	No, Front

**Big Twin Side Valve Cylinder Sets** are available to fit both 74" and 80" side valve motors. Sold in sets only. These cast iron cylinders are ready to be fitted with pistons. Thirteen fin style cylinders that have valve guides and intake manifold nipples installed. Kit includes standard piston kit pre-fitted to cylinder bore size.

Set	Size	Kit
49-0685	74"	49-1385
49-0686	80"	49-1386



**45" Top End Kit** includes 45 valve cover kit, 45 lifter kit, valve spring kit, front & rear 45 cylinder, 2 Sifton intake valves, 2 Sifton exhaust valves, high compression head, gasket kit, headbolt kit, and washer kit.

VT No. 49-0865



# Side Valve Valves and Guides



11-0600

Valves			
Model and Year	Type	OEM	Steel
VL-74	Intake	163-30	11-9647
UL-ULH-74 & 80	Intake	18070-37	11-0600
1937-48	Exhaust	18082-37	11-0611
45 cubic inch	Intake	18070-32	11-0601
1932-73	Exhaust	18080-32	11-0612




11-0792

Cast Iron Guides			
Model and Year	Intake	Exhaust	
45" Flathead 1929-73			
Standard	11-0792	11-0792	
+0.002	11-0822	11-0822	
+0.004	11-0823	11-0823	
UL & ULH Flathead 74" & 80"			
Standard	11-0793	11-0793	
+0.002	11-0825	11-0825	



**GB Valve Guide Gaskets**, 20 pack. Replaces 18198-38. Fits Side Valve/1929-73.  
VT No. 15-0256




**Valve Spring Kits** include all springs, collars and keepers necessary for each application.

VT No.	Model	Year	Item
13-9188	45"	1932-40	Kit
13-9189	45"	1941-73	Kit
13-9190	74-VL	1930-36	Kit
13-9191	74 and 80 UL-ULH	1937-48	Kit
11-0657	UL	1930-48	Collar Kit Only


## Valve Spring Sets Only, Set of 4

VT No.	Year	Model
13-9153	Big Twin Side Valve	1930-48
13-9155	45 Side Valve	1941-73
13-9214	45 Side Valve	1930-40

## Bolt Kits



Chrome




Cadmium

**Stock Style Hardware Kit** contains all the stock engine nuts, bolts, washers and studs for your engine in choice of chrome or cadmium plating. Kit includes primary cover screws, lifter base screws, circuit breaker screws, case studs and nuts, timing plug, cam cover screws, cylinder base nuts and washers, oil pump nuts and bolts, trans side cover nuts and washers, transmission top screws, transmission fill plug, generator screws, head bolts and washers. For 1948-64 Panhead Kits, order proper length Panhead cover screws separately.

Chrome	Cadmium	Year	Model
8304 CHR	8304 CAD	1936-39	74 and 80 Side Valve with Cast Iron Heads
8305 CHR	8305 CAD	1940-48	74 and 80 Side Valve with Cast Iron Heads
—	8306 CAD	1940-48	74 and 80 Side Valve with Aluminum Heads
8308 CHR	8308 CAD	1937-73	45 with Cast Iron Heads
8309 CHR	8309 CAD	1937-73	45 with Aluminum Head



**Tappet Set** with lifter bases fits 1929-73 45's.  
VT No. 49-0850



10-0266



49-0797



49-0793

## 45 and Big Twin Side Valve Steel Lifter Base.

VT No.	Fits	Type	Qty
49-0793	Front	Thread	Set
49-0797	Rear	Thread	Set
10-0234	Rear 45"	Thread	Each
9622-16	Screw	Parkerized	Set
8103-16	Screw	Cadmium	Set
8102-16	Screw	Chrome	Set




10-0567

**Side Valve Tappet Assemblies** to fit 45, UL and K-Model Side Valves. Include roller assembly installed. Choose Jims or Sifton "Lightning brand". Jims does not include adjuster screws or nuts where necessary.

Replaces 18490-29. 10-0567 does not include screws.

Big Axle Jims	Standard Sifton	Size	U/M
—	10-0567	Standard	Set
10-0651	10-0506	Standard	Each
10-0652	10-0507	.005	Each
—	10-0528	.010	Each
—	10-0989	.005	Set
—	10-0990	.010	Set



10-0543

**1930-73 Side Valve Tappet Adjuster Screw Kit** for Flathead includes 4 screws and 4 matching lock nuts.

VT No.	OEM	Item
10-0543	Kit	V-Twin
12-0523	18570-38	Nut (10)
10-0519	18556-40	Screw (4)
2779-8	Kit	Colony
10-0519	18556-40	Screw (4)



**45 Wrap Around Tank.** Front mounts to clutch cable frame mount and rear frame fender cross brackets.  
VT No. 40-0964



**Tappet Roller Repair Kit** includes 4 pins and 4 roller assemblies. Use tool VT No. 16-0874 for accurate removal and reassembly.

VT No.	Type
10-0520	18534-29A, 1929-84
12-1179	Pins Only, 10 pack



**Set of 45 Frame Castings** includes all drop forged frame parts to build your own WL model race frame. Fits 1936-1952 W.

VT No. 49-2522





# Fender

**Note: All Items Shipped with a Raw Finish may have some oxidation (rust on surface)!**



50-0141



50-0179



50-1053



50-1159



50-0168

## 45" Solo Fender.

VT No.	Item
50-0141	1936-52 with Narrow Braces
50-0179	1936-52 with Narrow Braces
50-0168	1936-52 Skirt Set Only
50-1053	1949-57 only
50-1159	1936-52 Bobbed
50-0771	Army Rear
50-0931	Hinge and Pin
37-8840	Pin
50-0553	1934-46 Rear Tail Bracket
50-0557	Rear Brace V
50-1207	Fender Pieces



**Rigid Rear Fender Mounting Kit** includes hardware to install rear fender on 1929-52 45's.

45 Solo	Finish
9791-15	Cadmium
9790-15	Chrome
9792-15	Parkerized




50-0914

**Stainless Fender Trim** for 1939-48 Big Twin and 45", 1940-49 Spring fork front Includes clips.


VT No.	Fits
50-0914	Front
37-8458	Clips, 25 pack



37-6368



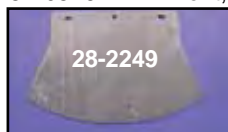
37-6369



37-6370

**Replacement Fender Rivets** fit all FL front and rear fenders and FX front fenders, pack of 25.

VT No.	Fits
37-6368	Big Twin Fender Brace
37-6369	Big Twin Fender Top
37-6370	FX Front, 1973-up Stainless



28-2249

**Early Mud Flap** replaces 59235-26 in rubber with laminated cloth construction.

VT No.	Item
28-2249	Mud Flap
49-0425	Mount Hardware




45-0102


**WR Spool Front Wheels** available in 18" and 19" with 2.15" width rim and 6-8 gauge spokes. Hub is nickel plated, spokes are stainless, rim is black. Hub has retro fitted with sealed ball. Bearings to accept a 3/8" axle.

WR Front Spool Wheel.	Size	52-0305	18" Rim
VT No.	Size	52-0025	18" Rim
52-0013	18"	45-0107	Hub Rear
52-0014	19"		
45-0102	Hub Front		

# Case



10-0991



10-0879



10-0879



10-0953

**Left Cases** are without serial numbers.

VT No.	OEM	Fits
10-0991	406-37A	WL
10-0879	24536-37	UL
10-0953	Set	UL



50-0144



50-0778



50-0454



50-0750



50-0523

**Spring Fork Front Fenders** are 7½" wide for 16" or 18" wheels with riveted on wide braces. The 45" type fits with rockers inside the fork. Big Twin fits with outside rockers.

VT No.	Year/Model
50-0144	1936-48 Big Twin
50-0750	1936-46 Big Twin
50-0778	1936-52 45"
50-0454	1936-52 45"
50-0523	1949-52 45"
50-0643	1934-35 VL
50-0463	1934-35 DL



# 45 Gas and Oil Tanks



**45 Tank Set** features oil and gas set. Fits 1936-73 Solo and Servi-car.


VT No.	Item	Year
38-0480	WR (5 gallon)	1947-52 (Gas Both Sides)
38-0488	WR (Narrow)	1936-54
	Right Side Oil, Left Side Gas	
38-0492	WR (3)	1947-52
38-0595	Tank 5 Gallon	1936-46
38-0114	Tank Set	1936-46
38-0594	Tank Set	1947-73
38-1645	Brackets	1941-73

**\*Note:** All tanks with shut off rod provisions may require fuel rod alignment before installation of shut off assembly.



**Early Chrome 45 Gas Oil Cap Set** fits 1936-73 models, oil cap says "OIL"

VT No.	Item
38-7018	Set
49-0108	Oil Only



**Fuel Shut Off Rod Kits.**

VT No.	Fits	Type
38-7009	1941-49	Stock
38-0198	1950-57	Stock
38-0971	1941-49	Viton
38-0431	1941-54	Viton
38-6653	1941-65	Stock
38-1135	1950-65	Stock
38-0418	Rod Only	Viton
35-0291	Viton Tip	




**Gas Valve Shut Off Tool** replaces 96365-42 to correct alignment of bottom and top holes of 1940-65 gas tanks.

VT No.	Item
16-0615	OE Style
16-0182	Shop



**Top of Tank Screw and Washer Kit** mount tank to frame on 1918-36 45's. Includes paper gasket to avoid paint chipping.

VT No.	Item
8821-18	Nickel Plated
8822-18	Cadmium Plated



**45 Solo and Servi-Car Gas/Oil Tank Mount Bolt Kits** includes special washers, studs, and bolts.

Chrome	Parkerized
9894-12	9896-12



**45 Tank Filler Strip** replaces 3502-37B on 45's and Servi-Car 1937-1973.

VT No.	Item
49-0121	Zinc
49-2526	Chrome



**Oil Dip Stick** replaces 62631-37 on all 45's 1937-73. VT No. 49-0084



**Cables** fit 1937-52 45" Solo models.

VT No.	Type	OEM	Length	End
36-0622	R. Wheel	67023-37	50"	5/8" M
<i>Fits 1937-52 45" Solo Models fit late type VT Speedo.</i>				
36-0624	R. Wheel	—	50"	5/8" F
<i>Fits 1937-61 Servi-Car Models.</i>				
36-0600	Rear End	67028-51	54 1/2"	5/8" M
<i>Fits 1962-73 45" Servi-Car Models.</i>				
36-0626	Rear End	67028-62	54 1/2"	5/8" F



**Side Valve Speedometer Cable Clamps** note cable size of fitment.

Colony	VT No.	#	OEM	Fits	Type
9649-5	37-9234	D	67086-39	1937-48 UL	Mid
9647-1	—	B	67074-37	1937-53 45	Mid
9648-1	37-9219	C	67076-41	1937-53 45, rear	Mid





**45 Mikuni Carburetor Kit** includes 34mm Mikuni carb, adapter flange to fit 1936-52 Stock Manifold 27024-36, Anderson style 1" twist grip assembly, air cleaner and cable. Order VT No. 49-0207 manifold separately.

VT No.	Item
35-0107	Carburetor Complete Kit
49-0207	Replica Manifold
34-0534	34mm Air Cleaner
34-0521	Cleaner Adapter

**Mikuni Carburetor Parts and Information Manual.**  
VT No. 48-0671



**Three Bolt Mikuni Adapter** will adapt a 34-36mm Mikuni or VT carb to large three bolt 45 and 74-80 side valve manifold. Includes two clamps and rubber coupling.

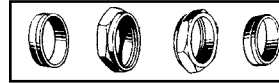
VT No.	Item
35-0216	Kit
35-0841	34 mm Carb Only
37-0812	Clamps
35-0116	Spigot
35-0117	Rubber



#### Flathead Intake Manifolds.

VT No.	OEM	Fits
49-0207	27011-36	1936-73 45" WLA Kit
35-8019	27012-37	1937-48 74 and 80 ULH Kit
35-0541	27043-41	Spacer Block
15-0420	—	Gasket Kit, 3 Bolt
15-0629	—	Gasket Kit, 3 Bolt
35-0885	—	Insulator Spacer
49-2516	—	Manifold Only WL
35-0282	—	OEM Manifold, WL
49-2517	—	Manifold Only U
35-0286	—	Manifold K, WR
35-1707	—	Inserts
35-1952	—	Nut Set
35-0937	—	WR Kit
35-0117	—	Intake Spigot Rubber Adapter
35-0957	—	Seal Set WR
15-0420	—	Gasket Set

## Carburetor



**Intake Manifold Nuts and Brass Seals** are available in pairs. Order seals separately.

**1930-48 U-ULH, & 1940-46 WLD Models**

Nuts	Finish	Brass Seal
8012-2	Chrome	8006-2
9702-2	Parkerized	8006-2
8007-2	Cadmium	8006-2
—	—	35-0285

**1937-73 45" Models**

8227-2	Chrome	7356-2
8228-2	Cadmium	7356-2
9703-2	Parkerized	7356-2



**Intake Manifold Nipples** have threaded inserts, sold each. Screws into cylinder.

**VT No. Fits Models**

9422-1	1937-73 45 WL and G
9423-1	1930-48 Side Valve 74 and 80, WLD



**Generator 12V Conversion Kit** includes alternator and black solid state regulator. Fits 1936-1952 W and 1936-73 G. Order gear kit separately.

VT No.	Item
32-1282	Alternator
32-1547	SV Gear Kit



**Alternator Conversion Kit** includes 12 volt alternator, correct gear with slinger deflector, oil gasket, nut and finned solid state chrome regulator. Fits 1937-73 45" models.

VT No.	Finish
32-1781	Chrome
32-1785	Black



Stock Generator Mounting Screws.	Chrome Cad	Parkerized	Brush
For 45" 1937-57			
8207-2	8208-2	9712-2	3
For 45" 1958-73			
8209-2	8210-2		2
For 74" and 80" ULH 1930-48			
9108-2	9109-2		3



## 45" Parts



**V-Twin 45" Model Primary Belt Kit** includes steel front pulley and clutch drum for 1929-73 45" model kickstart only and 1½" wide belt. For open primary use only.

VT No.	Item
20-0524	Complete Kit
20-0034	Belt



### Brake and Foot Clutch Control Kits.

VT No.	Item	Year
49-1272	Clutch Pedal Kit	1941-73
49-1278	Jockey Pedal Kit	
22-1970	Brake Pedal Assembly	1936-51
22-1971	Chrome Foot Clutch Assembly	1936-52
22-1972	Parkerized Foot Clutch Assembly	1936-52



**1941-64 45 Primary Chain Drive System.** Kits include 96 or 100L Diamond primary chain, clutch drum and hub with steel and fiber clutch plates with pressure plate assembly. Front motor sprocket and nut included.

VT No.	Links	Model
18-0115	100	45 Solo
18-0116	96	Servi-Car
18-0782		Clutch Pak

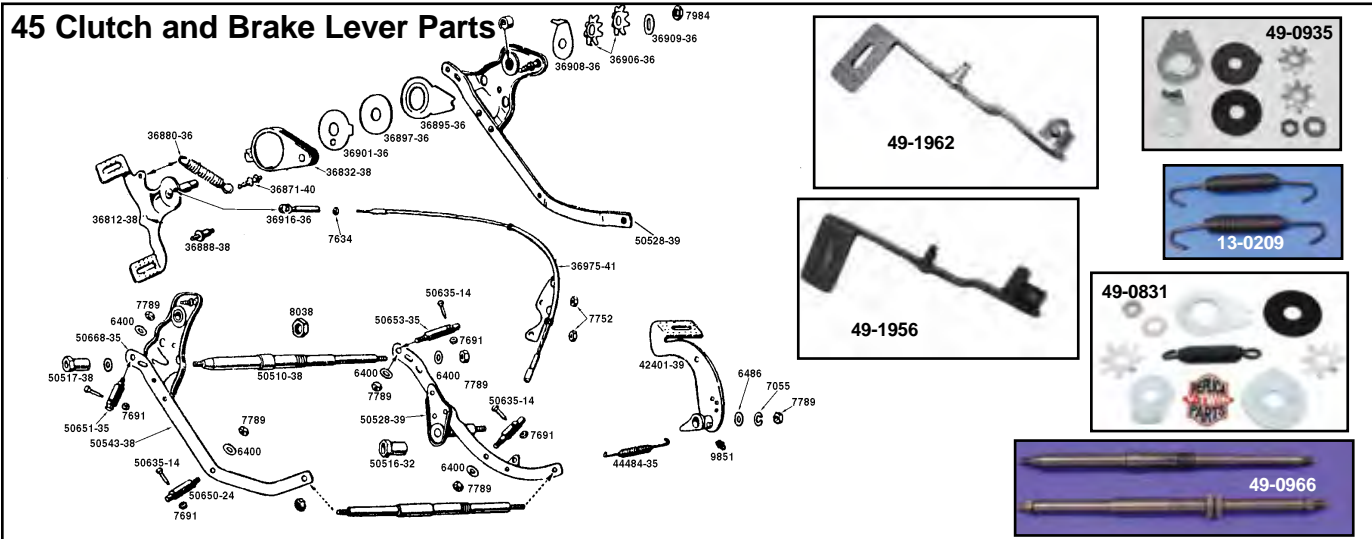


**45 Hand Clutch Kit** fits 1941-73 models, includes cable, cable bracket and handle. Zinc plated.

VT No.	Item
22-0808	Hand Clutch Kit
49-0275	Cable Bracket

## 45 Foot Clutch

### 45 Clutch and Brake Lever Parts



**45" Clutch and Brake Lever Parts** 1941-52 Solo models.

VT No.	OEM	Item
49-2002	36812-38	Rocker Lever, Chrome
49-0932	36812-38	Rocker Lever, Parkerized
49-1962	Chrome	Jockey Pedal
49-1956	36813-47A	Jockey Pedal
2351-2	—	Lever Pivot Shaft
2654-6	—	Servi-Car Lever Stud
2669-6	—	Servi-Car Lever Stud
49-0934	36832-38	Cover, Chrome
49-0943	36832-38	Cover, Black
49-0663	2409-39	Cover, 1936-39
10-2508	36857-36	Brass Bushing for Bracket
13-0170	36880-36	Spring, Chrome
13-0743	36882-47	Cable Spring
2353-2	36871-41	Spring Stud
37-8956	36895-36	Bracket Friction Disc, each
37-8955	36897-36	Fibre Washer, 5 pack
37-8957	36901-36	Steel Disc 45, each
37-8937	36906-36	Spider Washer, 5 pack
37-8958	36908-36	Washer Disc, each
37-8954	36909-36	Lock Plate, 5 pack
49-0933	36916-36	Cable End, 10 - 32, Zinc
49-1723	—	Cable End, Servi-Car
49-0160	36975-41	Cable Assembly, Parkerized 1941-46
49-1732	36975-41	Cable Assembly, Chrome 1941-46
49-1668	36975-47	Cable Assembly, Parkerized 1947-52
37-8959	7984	Rocker Pedal Nut, 5 pack
49-0831	—	Friction Kit (9 Piece)
49-0935	—	Kit, Eight piece. Friction Set includes:
36901-36, 36897-36, 36895-36, 36908-36, 2 (36906-36), 36909-36, 7984 Nut (8 pcs.)		





**Foot Clutch Bracket Bushing Installation Tool** fits Big Twin and 45.

VT No. 2550-2

### Continued 45 Clutch and Brake Lever Parts Listing

VT No.	OEM	Item
49-2008	42401-39	Brake Pedal, Black
49-2009	42401-39	Brake Pedal, Chrome
49-1274	42401-39	Brake Pedal, Black
49-1374	Kit	Brake Pedal, Black
49-1375	Kit	Brake Pedal, Chrome
13-0209	44484-35	Brake Return Spring, pair
13-0213	44484-35	As Above, Chrome, each
13-0275	44484-35	Brake Spring, Parkerized
49-0965	50510-38	Front Support Rod, Black
49-0966	Set	Front and Rear Support Rod
37-9247	50516-32	Rear Rod Nut, each
37-9246	50517-38	C-Front Rod End Nut, 5 pack
9802-14	Kit	Rod End Nut Kit, Parkerized
<b>Footboard Mount Straps</b>		
49-2080	Clutch	Strap, Solo, Left, Chrome
49-2064	Clutch	Strap, Solo, Left, Parkerized
49-2067	Strap	Brake Pedal Strap, Solo, Left & Right, 2 pk
49-2066	Strap	Clutch, Parkerized, Servi-Car, Left
27-3600	Kit	Footboard Supports
8773-12	50635-14	Footboard Hinge Bolt Set
49-2064	Strap Solo,	Left, Black
49-1956	Pedal	Servi-Car, left clutch
49-1962	Pedal	Servi-Car, Chrome
27-0600	Kit	Footboard Supports, Black
23-0936		Servi-Car Brake Pedal Kit







**1940-46 Shifter Gates** for 45 models. Pattern is noted from top to bottom.

VT No.	OEM	Speed	Type	Pattern
49-0107	33785-40	3	Black	1N23
49-0073	33790-39	3	Chrome	1N23
49-1317		3	Black	Smooth (No Number)
49-0040	33785-40	3	Chrome	1N23
49-0042	Army	3	Black	1N23
49-0027	33786-47	3 & R	Chrome	
49-0147	33786-40	3 & R	Chrome	R1N23
8212-3	33822-36	3 & 4	Gate screws (3) Chrome	
37-9026	1940-46		Gate screws (2) Chrome	

**Shift Gate** for late type for Big Twin, 1947-65.

VT No.	OEM	Fits	Speed
49-0074	33785-47	1941-51 FL	3 32NI
49-0111	33791-47	1947-65 FL	3 32NIR
		1947-48 EL	

## Rubber Pad Sets



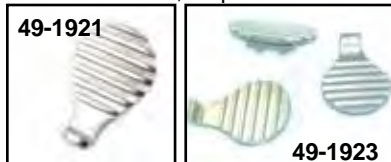
Left Side



Right Side

**Clutch and Brake Pads** in a three piece sets unless noted.

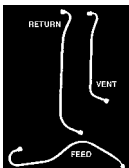
VT No.	Color
28-0301	Black
28-0302	White
28-0551*	Black 1 piece *Note: Oval Pad only
28-0312	Black, Replica



**Rocker Clutch Petal Pads.** Cast original style with nickel plating.

VT No.	Type
49-1921	Toe
49-1923	3 Piece Set

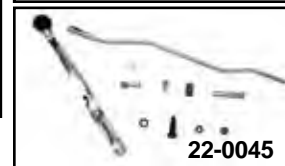

## Side Valve Line Set



**Flathead 74 and 80 Oil Line Sets** VLs are two piece sets, in cadmium. UL-ULH are three piece sets.


VT No.	OEM	Type	Years	Model
40-0369	—	Set	1930-33	VL
40-0368	—	Set	1934-36	VL
40-0373	—	Set	1937-48	UL-ULH
40-0105	—	Set	As Above	Chrome
40-0150	3571-37	Feed	1937	UL
40-0151	3571-38	Feed	1938-48	
40-0152	3572-37	Vent	1937	UL
40-0153	3572-38	Vent	1938-48	UL
40-0154	3571-37B	Return	1937	UL
40-0155	3571-38B	Return	1938-48	UL

## 45" Hand Shifter



**Shifter Lever Kit** includes correct gate, rod, end, pivot bolt and shift lever in chrome for left side mounting. Note: Pattern from front to rear.

VT No.	OEM	Type	Pattern
1936-46			
22-1098	45 Servi	3-Speed and Reverse	R1N23
22-1079	45 Solo	3-Speed	1N23
1947-73			
22-1080	45 Servi	3-Speed and Reverse	32N1R
22-0045	45 Servi	3-Speed and Reverse	32N1R
1947-52			
22-1081	45 Solo	3-Speed	32N1
1938-73			
21-1938	33675-37A	Chrome Lever	
21-1937	33675-37A	Painted Lever	
21-0157	33675-37B	Chrome Lever	
21-0187	33675-37	Chrome Lever	
7818-5	33775-37	Pivot Bolt Kit	
45 Shifter Rods	with hook end.		
21-1939	33859-41	Cadmium	
21-2043	33859-41	Chrome	
21-2069	33859-41	Parkerized	
21-0946	33851-47	Zinc, Servi-Car	
21-0976		Chrome Servi-Car	
2647-3		Pin	
21-0475		Pin threaded	
21-0231		Rod End Kit	



**45 Jockey Lever Kit** fits 1941-73 Solo and Servi-car, rod must be fabricated.

VT No. 49-1941

**Shifter Lever Stud and Bushing Kit** to mount shifter lever on 1936-54 Twins with handshifter.

VT No.	Finish
7818-5	Cadmium
9711-5	Parkerized
9018-5	Chrome



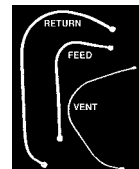
**1938-73 45 Flathead and Servi-car** available in chrome or cadmium, Sold in sets or individual pieces.

Chrome	Cad	OEM	Item
40-0372	40-0104	3 piece	Set
40-0136	40-0139	63510-37	Feed
40-0137	40-0140	63570-37	Vent
40-0138	40-0141	63507-38	Return
—	40-0522	25235-36	Vent Nipple
—	40-9998	63590-41	Rear Chain Oiler
—	40-0518	63573-36	Banjo Bolt
—	14-0154	6440	Washer, 10 pk
—	40-0670	63577-36	Banjo Only
—	40-0157	3570-36B	Feed Washer



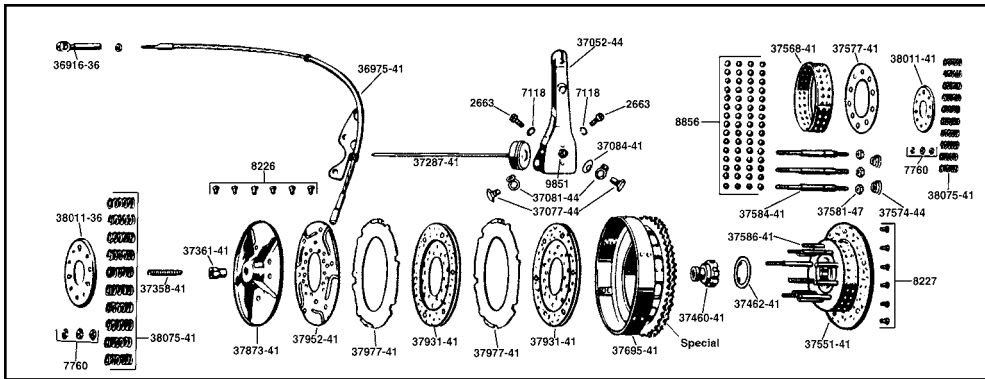
**Ground Clamp** attaches to oil line on 1936-40 models, each.

VT No. 31-0275





# 45" Model Components



16-0960

**45" Main Drive Gear Seal**  
Installer replaces 12747-41.  
VT No. 16-0960

16-0823

**Clutch Hub Nut Tool** installs and removes nut. Fits 1931-73 45".  
VT No. 16-0823

## 45" Clutch Hub Related Parts for 1941-73 Solo and Servi-car.

VT No.	OEM	Year	Item
49-0933	36916-36	1936-73	Cable End, Zinc
18-8304	36916-36	1936-73	Cable End, Cadmium
49-0046	36916-36	1936-73	Cable End, Parkerized
49-0160	36975-41	1941-73	Cable Assembly Parkerized
13-0743	36882-47	1941-73	Servi-Car Clutch Cable Spring
49-0126	—	As above	Chrome
49-0148	37052-44	1944-73	Clutch Arm, wide
8920-3	Rebuild	All models	Fulcrum with rivets
8904-6*	37076-41	1941-43 Solo	Pivot Arm Bolt Kit
	1941-73 Servi-Car		Cadmium
9709-6*	As Above	Parkerized	
2639-1	37867-41	1941-73 45"	Clutch Lever Grease Fitting
8410-8*	37077-44	1944-52 Solo	Pivot Arm Bolt Kit Chrome
8411-8*	As Above	1944-52 Solo	Cadmium
8412-1	37287-41	1941-73	Throw Out Bearing Assembly
18-0126	37287-41	1941-73	Throw Out Bearing Assembly
18-0127	—	1933-40	Throw Out Bearing Assembly
14-0126	37335-41	1941-73	Pushrod Seal Kit
12-0541	37358-41	1941-73	Adjuster Screw

## 45" Clutch Related Parts for 1941-73 Solo and Servi-Car.

VT No.	OEM	Item
12-0514	37361-41	1941-73 Adjuster Nut
12-0556	37460-41	Hub, nut
17-0925	37462-41	Lock Tab
17-1925	—	Lock Tab
9533-2	—	Hub Nut with Lock
49-0088	—	Clutch Hub Complete
49-0061	37551-41	Hub, without bearings
49-0045	—	Clutch Hub with rollers
18-3674	37568-41	Ball Retainer with balls
18-3700	—	Retainer Only
18-3675	37577-41	Bearing Plate
18-3685	37584-41, 37586-41	Clutch Stud Set
18-3127	37586-41	Short Stud Set
18-3678	37590-41	CH. Liner with rivets
18-3224	37695-41	Clutch Drum
18-3703	37695-64	Clutch Drum, electric
18-3225	37713-69	Ring Gear without rivets
18-3227	—	Rivets, may be shortened for use on early drums.
		Chain wheel must be riveted to clutch shell
18-3673	37873-41	Releasing Disc
18-1137	37952-41	Replica Clutch Set
	37931-41	2 Full, + 1/2 plate
18-1123	As above	Barnett Clutch Set
18-1128	37977-41	Steel Plate with rattlers
18-3672	38011-41	Pressure Plate
13-0139	38075-41	1941-73 All Clutch Springs
49-0983	Kit	Clutch Hub Bearing Kit
49-0474	Kit	Clutch Hub Nut

\*Note: Includes bushings, pivot bolts and locks.



**Replica Clutch Kit** for 1941-73 45's is riveted to steel plate just like original. Consists of two full plates and one 1/2 plate, also available bonded to alloy by Barnett.

VT No.	Item
18-1137	Friction Set (3 piece)
18-1128	Steel Drive, each
18-1123	Barnett Friction Set
18-1737	Kit, Complete
18-0451	Friction Plate (2)

## 45" Clutch Arm


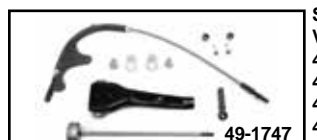
49-0491	1941-43
49-0148	1944-73

**45" Big Fixx Kit** includes long rollers to replace ball bearings and cage on clutch hub.

VT No.	Item
18-0230	Kit
49-0855	Plate

**45" Pushrod Seal Kit** includes all parts pictured.

VT No.	Item
14-0126	Complete Kit
13-0229	37347-42 Spring Only




## Servi Car Clutch Cable Components.

VT No	Item	Finish
49-1747	Cable Kit	
49-1672	Cable 1958-73	Parkerized
49-0126	Cable Chrome	
49-1723	Cable End	Parkerized
	1/4" x 24	
13-0743	Cable Spring	
49-1682	WR Clutch Parkerized Pedal Kit	
49-1278	Chrome Clutch Pedal Kit	
49-1272	Clutch Pedal Kit, w/o cable	



**Throw Out Arm and Bearing Kit.**  
VT No. 49-1725



## 45 Clutch Arms.

VT No	Item
49-1725	Throw Out Kit
49-1747	Throw Out Kit (Servi Car)
49-1722	Clutch Arm Kit (W)
49-0491	Narrow Clutch Release Arm
49-0295	Clutch Release Arm, 1941-1952 W
49-0148	Clutch Release Arm, 1944-52 WL



**45 Transmission Case,** bare case.  
VT No Type  
49-0172 Replica  
49-0269 OEM



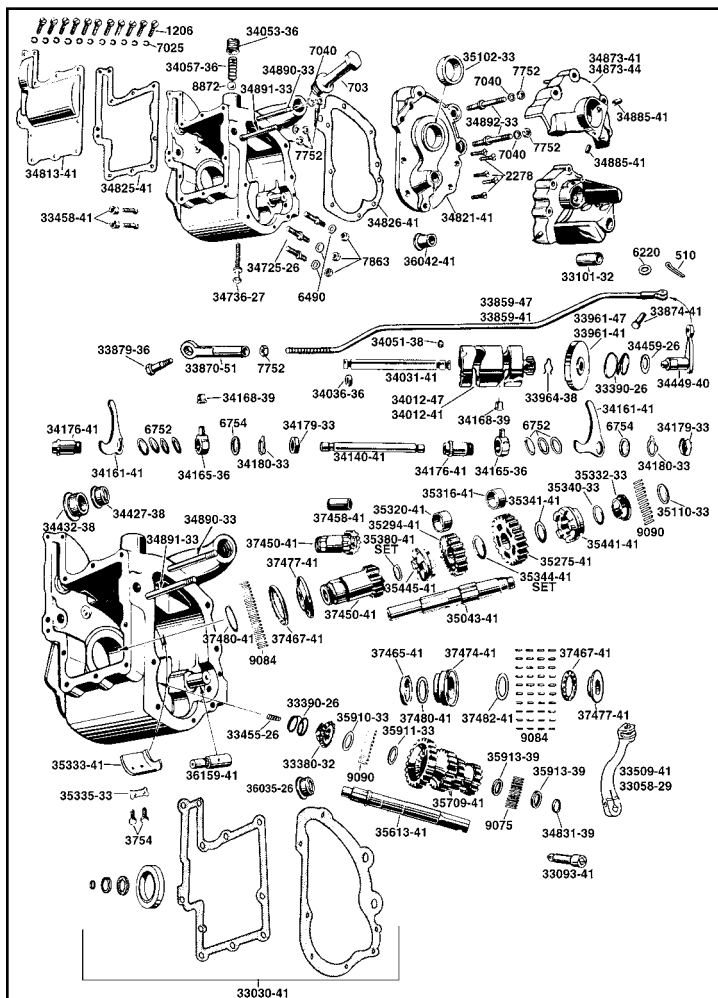


# 45" Transmission

45" Transmission Hardware for 1938-73 3-Speed and 3-Speed with reverse models.

VT No.	OEM	Item
8610-1	704	Fill Plug to 1940, Chrome
8611-1	704	Fill Plug to 1940, Cadmium
8631-1	703	Fill Plug, 1941-73 Chrome
2655-1	703	Fill Plug
9411-27	1206	Top and Side Cover Screw Kit, 1941-73 Cadmium
9410-27	1206	As Above, Chrome
9666-27	1206	As Above, Parkerized
2655-1	2326-35	Transmission Fill Plug
15-0607	33030-41	Gasket Kit
49-2581	33058-29	Kick Arm, Servi-Car, Black
13-9248	33084-41	Kick Spring, Black
13-0122	33084-41	Kick Spring, Chrome
9754-1	33088-41	Kick Stud, Chrome
9755-1	33088-41	Kick Stud, Cadmium
9756-1	33088-41	Kick Stud, Parkerized
49-1999	33093-41	Kick Shaft, Extension, Servi-Car
10-2493	33101-32	Bushing Starter Shaft
17-9867	33380-32	Starter Clutch
13-0167	33455-26	Countershaft Spring
37-8256	33456-26	Tripper Screw, 2 pack
9761-4	33456-26	Tripper Screw and Nuts
8628-6	33458-41	Nut, 6 pack
49-1931	33509-41	Arm, Black
37-9171	33874-41	Clevis Pin
49-1032	33961-47	Shift Gear
17-9772	34051-38	Lock Screw
17-0134	34031-41	Shifter Shaft Cam
49-0082	34140-41	Shift Fork Shaft
49-0203	34161-41	Shift Fork
17-0097	34165-36	Shifter Finger
17-0117	34168-39	Shifter Finger Rollers, pair
17-0049	34176-41	Shifter Finger Bushing
10-2518	34427-38	Shifter Shaft Small Bushing
10-2514	34432-38	Shifter Shaft Large Bushing
17-9832	34449-40	Inner Shift Lever
49-1671	34449-52	Inner Shift Shaft
17-0983		Shifter Lever Clip
14-0633	34459-26	Shift Leather Seal
49-0172	34702-41	45 Transmission Case
49-0269		Case
9837-10	Kit	Transmission Mount, Chrome
9838-10	Kit	Transmission Mount, Cadmium
8625-1	34736-27	Gear Box Adjusting Screw, Cadmium
9693-1	34736-27	As Above, Parkerized
9729-1	34736-27	As Above, Chrome
49-0080	34821-41	Side Cover
49-0205	34813-41	45" Trans Access Cover
14-0634	34831-39	Case Rubber Oil Seal, James
49-0419	34873-41	Sprocket Cover 1941-43 WL
49-0427	34873-44	Sprocket Cover 1944-53 WL
49-1722	Set	Sprocket Cover and Arm
8621-16	34892-33	Chrome Sprocket Cover Stud Kit
8622-16	34892-33	Cadmium Sprocket Cover Stud Kit
9686-16	34892-33	Parkerized Sprocket Cover Stud Kit
N/A	2272-33	Main Shaft, 1933-40
49-0201	35043-41	Main Shaft, 1941-73
17-0821		Replica Mainshaft 1941-73
17-9868	35102-33	Main Shaft Outer Race
17-9884	35102-33A	As Above .005
17-9864	35110-33	Main Shaft Thrust Washer, 5 pack
12-0211	35195-26	Transmission Sprocket Key
19-0062	35204-41	17 tooth Countershaft Sprocket
17-0933	35216-26	Sprocket Lock Tab
14-0176	35221-36	Main Shaft Sprocket Seal
49-0414	35275-41	Main Shaft 1st Gear
17-9916	35284-41	Reverse Gear
17-9917	35294-41	2nd Gear
10-2515	35316-41	Low Gear Bushing
10-2517	35320-41	2nd Gear Bushing
10-2523	35326-33	Reverse Gear Bushing
17-9823	35332-33	45" Spacer Collar
2734-3		Lock Tab
17-9866	35340-33	Reverse Gear Thrust Washer, 5 pack
17-9865	35341-41	Low Gear Thrust Washer, 5 pack
17-9824	35344-41	Low and Second Gear Thrust Set .040 to .075, 8 piece
17-0149	33349-41	Low and Second Gear .050 washer .075 to .115, 8 piece Mainshaft
17-9835	35380-41	Spacer Set
49-0415	35441-41	45" Low Gear, Shift Clutch
49-2004	35442-41	Shifter Clutch, Low and Reverse
17-9834	35445-41	45" Shifter Clutch, 2nd and 3rd
49-0937	35612-64	1964-73 45" Countershaft Elec Start
49-0202	35613-41	45" Trans Countershaft
49-0204	35709-41	45" Trans Cluster Gear 1941-63
49-0936	35709-64	1964-73 Electric Start
17-9836	35910-33	45" Outer Thrust, 5 pack
17-9837	35911-33	45" Inner Thrust
17-9838	35913-39	45" End Washer
10-2547	36035-26	Left Countershaft Bushing
10-2490	36042-41	45" Countershaft Bushing
17-9839	36141-41	Reverse Idler Gear
8410-8	37077-44	Clutch Arm Rebuild Kit 1944-52 Solo, Chrome
8411-8	37077-44	Clutch Arm Rebuild Kit 1944-52 Solo, Cadmium
8904-6	37076-41	Cadmium Clutch Arm Rebuild Kit 1941-43 Solo
8903-6	As Above	Chrome
8412-1	37287-41	45" Throw Out Bearing Assy 1941-73
14-0126	37335-41	45" Clutch Pushrod Seal 1941-up, 5 pack
49-0413	37450-41	45" Transmission Clutch Gear
10-0753	37458-41	Clutch Gear Bushing
12-0556	37460-41	Clutch Hub Nut
9533-2	37460-41	Clutch Hub Nut Kit
17-0925	37462-41	45" Clutch Hub Lock Tab
14-0169	37460-41	Clutch Gear Oil Seal
14-0642	37465-41	Clutch Gear Oil Seal, James
12-0343	47467-71	Thrust Bearing
17-9926	37474-41	45" Roller Bearing Race
17-9841	37477-41	45" Clutch Gear Bearing Race
17-9842	37480-41	Clutch Gear Thrustwasher, Left Side
17-9915	37482-41	Countershaft Washer

CLASSIC



## 45" Mainshaft Transmission Rollers set of 24.

24 Pack	100 Pack	OEM	Size
17-9211	12-4581	9075	Standard
17-9212	12-4582	9076	.0004
17-9213	12-4505	9077	.0008

## 45" Countershaft And Mainshaft Rollers set of 40.

40 Pack	100 Pack	OEM	Size
17-9214	12-4584	9090	Standard
17-9215	12-4585	9091	.0004
17-9216	12-4586	9092	.0008

## 45" Mainshaft Roller Set (44 Pieces Required)

44 Pack	100 Pack	OEM	Size
17-9217	12-4576	9084	Standard
17-9218	12-4577	9085	.00044
17-9219	12-4578	9086	.0006
12-4609	12-4579		.0008
17-9220	12-4580		.0010

## 4-Speed 45" Transmission Kits for 1941-63 Kick Start

VT No.	Type	Note
49-0871*	3 Speed	Complete
17-0731*	4 Speed	Complete
49-0851*	3 Speed and Reverse	Complete
49-0649**	4 Speed Gear Kit	3-Speed

Converts 3-Speed to 4-Speed

Door

\*Note: Clutch lever and housing not included.

\*\*Note: Requires VT No. 49-0455 door



WR 3rd Gear includes bushing and washer.

VT No. 49-0598

17-9841



15-0607 Gasket Set



49-1931



49-1930



49-2581



49-2600

## 45" Kicker Arms.

VT No.	OEM	Type/Finish
49-1931	33509-41	Solo/Black
49-1930	33509-41	Solo/Chrome
49-2581	33058-29	Servi-Car/Black
49-2600		Servi-Car/Chrome
17-0283		45 Kick Pedal

## 45" Kicker Arm Bolt Kit

Parkerized Chrome	Model
2792-3	2784-3 WL
2797-3	2798-3 Servi-Car



45" Transmission Shifter Drum is rolled and formed as original and allows 1947-up forward shift patterns on 45 transmissions.

VT No. 49-1028



# 45" Solo

32-0704



**Early Twins Wiring Harness Kits** are complete and feature cotton braided wire and asphalt loom.

VT No.	OEM	Application
32-0700	4735-30	1930-36 RL
32-0701	4735-36	1936-37 WL
32-0703	4735-38A	1938-46 WL
32-7555	4736-42M	1942-45 Army 45"
32-0704	70320-47	1947 WL-G
32-0705	70320-48	1948-57 WL



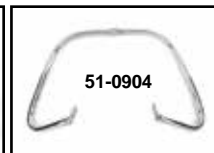
**45" Speedo Cables** are 50" long.

Zinc	Chrome	Nut
36-2571		Male
36-2572	36-0935	Female



**Rear Frame Bars** fit Rear 45" Solo 1929-52.

VT No.	OEM	Finish
51-0893	13030-39	Black
51-0904	13030-39	Chrome



**Weld On Frame Hardtail** features raw forged rear axle plates as original.

VT No. 51-0465



**Speedometer Drive Units** include housing and gear as OEM replacement, for transmission drive. 45" types are for the rear wheel. Fits 1937-52 45" Solo.

VT No.	OEM	Teeth	Finish
49-0210	67129-37	8	Chrome
49-0239	67129-37	8	Zinc
49-1745	Kit		Parkerized
49-1746	Each		Parkerized
49-0209	67080-37		Retainer for Above
15-0184	67141-36		Mount Gasket



Watch on YouTube!  
<https://www.youtube.com/watch?v=NX00E7eLxS0>

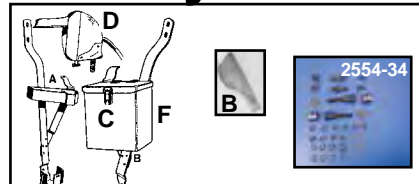
## Military and 45"

49-2501



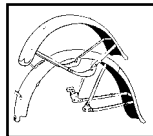
**Luggage Carrier** fits 45" Rigid frames only. Includes military saddle-bag mount bracket fastened in place army finish.

VT No.	Item
49-2501	Carrier
2541-19	Bolts Big Twin



**45" Military Replicas** in primer finish, mounts to front spring forks.

VT No.	#	Item
49-0127	A	Machine Gun Bracket
49-0915	B	Machine Gun Leather Scabbard
49-0399	C	Ammunition Box
49-2571	D	4" Blackout Spotlight with visor (NOS)
49-0194	F	Blackout Box
2554-34		Mount Kit, Gun Bracket
2590-13		Skid Mount



**45" Military Fenders** are skirtless Army style of 1940's for 45" Solo models with Spring Forks 1937-52.

VT No.	OEM	Type
50-0771	3710-41A	Rear
50-0772	3702-41	Front



**Wiring Harness Kits** feature cotton braided wire with asphalt loom and handlebar and tail lamp wires included. Replaces 4736-42M, fits 1942-45 Army 45."

VT No.	Item
32-7555	Harness
2618-12	Switch Spacers



**Army Brake Handle**, Cast iron parkerized.

VT No.	Item
26-0583	Handle
49-1327	Tab
49-0035	Clutch Pedal
16-0341	Rivet Tool

**WLA Components (NOS)**

VT No.	Item
49-0496	Main Switch
49-0019	Army OE Ignition Switch

49-0496



**Hand Lever Lock Tab.**  
VT No. 49-1327

17-0283




28-0341




**Kick Starter Flat Rubber Pedal Assembly** includes mount bolt pin kit with bushing for one piece kick starter arms 1936-76 models.

VT No.	Item	Color/Style
17-0283	Complete Pedal	45"
28-0341	Rubber	Black, 45"



**WLC Military Axles.**

VT No.	Type
49-0260	Front
49-0057	Rear



**Army Saddlebags** are constructed of brown leather. Replace 11786-43 and include mount strap with pins to attach to luggage carrier.

VT No.	Item
48-3164	Bag Set
49-0985	Ammunition Box
49-0986	Cast Luggage Rack

**45" WLA Repair Manual.**


133 pages, color diagrams.  
VT No. 48-0521



**45" WL Patch.**  
VT No. 48-1637



**45 Gift Set**  
VT No. 48-0522



**Military Mirror** features black finish with adjustable stem and clamp set. Replaces 11350-41M.

VT No.	Type
49-0138	V-Twin
49-0478	Replica Black
49-0274	Replica Military Style
49-0952	Black Face Only



**45" Air Pump and Clamps.**

VT No.	Item
49-2539	45 Tire Pump
	11553-41M

**49-2536** Clamps, 11557-40M

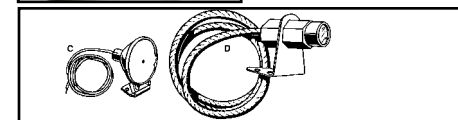


**Oil Bath Bracket** fits Army 45" replaces 1430-41M.

VT No. 49-0166



**Army 45 Shifter Gate.**  
VT No. 49-0014



**Military Lamps** for WLC. 1942 unless noted.

VT No.	#	Type
49-7682	C	Front Marker
49-7683	D	Front Marker



**Military Fork Guard** fits between top fork springs and replaces 11305-36N.  
VT No. 49-0440



**Army Rocker Clutch Pedal** to fit 19836-52. May have rust. 70 year old part.  
VT No. 49-0035



**Seat "T" Bar** to fit Army 45" models. Includes front bushing.  
VT No. 31-0620



**45 WR Exhaust Drag Pipe Set** features a radius that bends for better exhaust flow and a chrome finish. Fits 1936-1952 W.

VT No.	Finish
30-1306	Chrome
30-1310	Black





# Servi-Car



**Front Axle Nut Kits** include sleeve nut, along with castle nuts and cotter pins. Fits 1930-71 Servi-Car.

VT No.	Finish
8162-3	Chrome
8162-3T	Chrome
8163-3	Cadmium



**1939-57 45" and Servi-Car Complete Spring Fork Installation Kits** include zinc plated neck cups, ball bearings, upper and lower

races, black nut with dust cover pressed on and parkerized top nut.

VT No.	Type
24-0655	Ball
24-0245	Timken



**Wiring Harness Kits** feature cotton braided wire and asphalt loom. Kits include all low tension wires. Order tail lamp and handlebar harness separately.

VT No.	OEM	Application
<b>Servi-Car-G-Models</b>		
32-0705	70321-48	1948-57 G
32-0706	70321-58	1958-64 G
32-0720	—	G Model 1966-70
32-7582	70272-71	G Model 1971-73

## Handlebar Wires

32-9315	1936-64
32-9332	1965-69

## 1934-69 Servi-Car and Sidecar

**Tail Lamp Cotton Braided Wires.** VT No. 32-7553

**Servi-Car Front Fender for 1949-57.**

VT No. 50-0739



50-0739



**Servi-Car Rear Hub Caps** in chrome for three wheel rears. Each.

VT No.	OEM	Years/Finish
49-0916	83960-37	1937-50 3 prong, raw, pair
49-0157	83915-51	1951-73 Baby moon, chrome
49-1997	83960-37	1937-50, chrome



**Servi-Car Rear Trim** is stainless fender trim with clips. Replaces 85102-39, 85101-39. for 1939-54.

VT No. 49-0395



**Servi-Car Box Handle Sets** in black or chrome.

VT No.	Year	Finish
49-0837	1932-39	Raw
49-2567	1939-65	Black
49-2586	1939-65	Chrome



**12 Volt Generator Gear** for 1958-73 G, with built in oil slinger.

VT No. 32-1363



**Servi-Car Arm.**  
VT No. 49-0148



**Solid State 6 Volte Relay** with replaces mechanical relay and includes a Replica black Delco Remy cover. Unit does not allow for use of the charge indicating lamp on the dash. Mounts as original relay, hardware is not included. Solid State relay is shipped loose with base and cover.

VT No. 32-1545



**Complete Axle Kits** fit 1936-48 Big Twin with offset stock rockers.

VT No.	Finish
44-0581	Chrome
44-1983	Parkerized



**1937-50 Servi-Car Rear Wheels** include hub with key way. Laced and trued, pairs.

VT No.	Spokes	Hub	Rim
52-0984	Chrome	Chrome	16" Chrome
52-0985	Stainless	Black	16" Black
52-0986	Stainless	Black	16" Chrome
52-0987	Chrome	Chrome	18" Chrome
52-0988	Stainless	Black	18" Black
52-0989	Stainless	Black	18" Chrome
2399-6	Set, Axle	Nut	



## 1951-73 Servi-Car Rear Brake Components.

VT No.	OEM	Item
23-1757	83350-51	Shoe Set (each)
23-9168	83355-51	Lining Set (each)
23-0747	83500-51	Master Cylinder Complete
23-2269	83460-51	Wheel Cylinder Complete (each)

## Servi-Car Clutch Cables with 1/4" - 24 threads.

VT No.	Item	Finish
49-1668	Cable	Parkerized
49-1723	End	Parkerized
49-0904	End	Zinc



**54.5" Long Rear End Transmission Drive Speedometer Cables** fit 1937-73 Servi-Car Models.

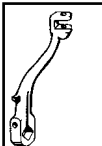
VT No.	OEM	Fitting	Type	Year
36-0600*	67028-37	5/8" Male	Black	1937-61
36-0616*	62028-37	5/8" Male	Replica	1937-61
36-0626	67028-62	5/8" Female	Black	1962-73
36-2598	67028-62	5/8" Female	Replica	1962-73

\*Note: Fits OE speedometers with female fitting, 1936-61 style for aftermarket speedo use 62-73 cable



**Servi-Car Speedometer Drive Units** include housing and gear as OEM replacement for rear end.

VT No.	OEM	Teeth	Fits
36-0496	67131-38	8	1938-61
36-0495	67131-62	13	1962-73



## 45" Kick Starter Arms.

VT No.	OEM	Type/Finish
49-1931	33509-41	Solo/Black
49-2581	33058-29	Servi-Car/Black

## 45" Kicker Arm Bolts

Parkerized	Chrome	Model
2792-3	2784-3	WL
2797-3	2798-3	Servi-Car



**45" Servi-Car Spring Fork Assembly** includes full set of springs, inner and outer, front and rear legs, rocker set with all studs and bushings, spring rods with bushings. Chrome units feature front legs and outer springs in chrome. Full chrome units have both front and rear legs in chrome with chrome springs and rockers. Top clamp, neck races and cone nut not included.


**For 1936-57.**

Powder	Full
Black	Chrome
49-2402	49-2414



**Servi-Car Rear Sprocket** fits 1932-73, heat treated sprocket has 37 teeth.

VT No. 19-0013



VT No.	OEM	Year	Item
23-1993	44402-36	1936-49	Front Shoe Set
13-0209	44484-35	1935-49	Front Shoe Springs
49-0182	7238-39	1930-51	Rear Brake Rod
9500-4	82906-32	Chrome	Axle Adjuster
49-0184	83057-34	1940-50	Brake Adjuster Kit
	83691-40		Mechanical Type, Sold each
	83692-40		
23-1993	44402-36	1936-50	Rear Shoe Spring
13-0209	44484-35	1936-50	Shoe Spring
23-1757	83350-51	1951-73	Rear Shoes, sold pair
13-0210	83373-51	1951-73	Rear Shoe Springs, sold pair
	83375-51		
23-9243	83560-51	1951-73	3 Piece Rear Line Set
	83562-51	1951-73	Includes Left and 2
	83564-51	1951-73	Right Side Pieces
23-0709	83566-51	1951-73	Brake Line Tee
49-0184	83055-34	1940-50	Adjuster
49-0183	83697-51	1951-73	Rear Brake Rod
2092-12*		1932-42	Rear Axle Clamp Bolt
2093-12*		1943-73	Rear Axle Clamp Bolt
49-0337	45527-41	1941-57	Rear Fork Leg Black
49-0422	45085-30A	1941-57	Front Brake Cable Assy
13-1939	46059-39	1941-57	Lower Inner Fork Spring
			Black
			Chrome

13-9200 As Above

\*Note: Sold per side two kits required



## Servi-Car Rear Frame Parts

VT No.	OEM	Item
49-2741	84640-42	Coil Spring Set
54-1531	85202-42	Shock Set
		<b>Outer Chain Guard Mount Kit for Servi-Car.</b>
		VT No. 2431-9



**Siren Cover.**  
VT No. 49-1676

**Replica Brake Handle** with ratchet plate. Fits 1941-57.

VT No. 26-0946



# 45" Parts



**45" Solo Frame** is the single tube design.

VT No.	Item
51-1017	Frame Only
51-0465	Hard Tail
51-0824	45" Magnum Solo Frame
55-1941	Rolling Chassis

**45 Replica Stock Style Rigid Frame** features forged components in neck, motor, transmission, seat post and rear axle plates. Frame accepts original components for 1936-1952. Order neck cups separately.

VT No.	Item
51-0436	Cross Brace
51-0456	Rear Axle, Plate
51-0458	Seat Post Mount
51-0460	Fork Neck
51-0461	Front Mount



**Toolbox and Bracket** for 1941-52 45" Solo.

VT No.	Item	Finish	50-0615	Toolbox	Raw
50-1538	Kit	Chrome	31-0526	Bracket	Zinc
50-1543	Kit	Black	31-0928	Bracket	Black
50-0600	Toolbox	Chrome	9669-9	Hardware Kit	Parkerized
50-0601	Toolbox	Black	9669-9T	Hardware Kit	Parkerized




**Chrome Chain Guards.** Order hardware separately.

VT No.	OEM	Year	Model
27-0251	60303-36	1936-52	45" Solo
27-0114	60303-36	As Above	Black Powder WR Guard
27-0487			
13-9187	60350-36	Spring	45", 10 pack



**Rear Chain Guard Mount Kits** include bolt, nut, spring, washers and cotter pin for Big Twins and 45's.

VT No.	Finish	Fits
9744-7	Chrome	1936-52 Solo 45" and Servi-car
9745-7	Cadmium	As Above, Kit
9746-7	Parkerized	As Above, Kit
13-9186	Black	1936-57 Spring
2283-12	Parkerized	1929-40 All



**Footboard Mount Bracket Kit.** 45" four piece set fits 1929-52 Solo and 1933-73 Servi-car.

VT No.	Finish	Item
27-0600	Black	Kit
2579-18	Black	Kit
8773-12*	Cadmium	Bolt Set, Hex
9685-12*	Parkerized	Bolt Set, Hex
9886-12*	Parkerized	Bolt Set, Slot
27-0704	Parkerized	Bolt Set




\*Note: Mounts footboards to brackets

## Primary Cover



**45" Inner Primary Cover** is available for 1937-63 Solo and Servi-Car. Chrome or raw for painting.

VT No.	Finish	Year
49-0590	Black	1937-63
42-0597	Chrome	1937-63
49-1027	Black	1964-73
49-1031	Chrome	1964-73
8627-9	Inner/Outer Primary Mount Kit	
2521-4	Inner Primary Mount Kit	



**45" Outer Primary Cover** is available original or with accessible clutch area for 1937-63 Solo and Servi-Car. Both may be cut out for electric start. Chrome or raw for painting.

VT No.	Finish
42-0599	Chrome
42-0234	Black
42-1113	Kit, chrome
42-1114	Kit, black
40-9968	Chain Oiler
8627-9	Hardware Kit




**Inspection Covers.**


VT No.	OEM	Model	Type
42-0051	60569-29	45"	Flat
49-0190	60569-29	As Above	Army
42-1542	Black Powder, pair		

**45" Replacement Battery Box** for Solo or Trike. Top is included. Order mount plate VT No. 49-2543 separately and hardware separately. Items noted as black are black powder coat.

VT No.	OEM	Years/Model	Note
49-0301	66202-29	1929-53 Solo	Raw
49-0300	66202-29	1929-53 Solo	Chrome
49-0307	66202-29	1929-53 Solo	Black
49-0308	66203-40B	1940-63 Servi	Black
49-0302	66203-40	1940-63 Servi	Raw
49-0311		1932-39 Servi	Black
49-0310	66377-29	Top Only	Black
49-0303	66377-29	Top Only	Raw
49-0206	66377-29	Top Only	Chrome
12-0546	66387-24	Top Wing Nut	10
49-2543	66302-29	1929-53 Mt Plate	Each Chrome
49-2544	49180-36	1929-53 Mt Stud	Pair







44-0561



44-0349

Fits 1941-52 45" Solo.

Kit Cpt Spacer Sleeve Axle only Nut Kit Model/Year

44-0561 44-0343 44-0331 44-0216 9688-4 Black

44-0349 44-0323 44-0331 44-0347 8832-4 Chrome



Rear Chain Adjuster Sets are heat treated.

Available in pairs with plated lock nuts assembled to insure proper fitting threads.

Chrome Cadmium Parkerized Fits

7814-2 8479-2 9628-2 1930-52 Solo 45"

## Primary Chain



19-0367



Replica Figure 8 Side Plate Style



19-0360



19-0364



19-0363

Diamond Endless Primary Chains.

VT No.	Size	Fits
19-0367	428x2-82	1936-64 Big Twin 74 and 80, Figure 8
19-0360	428x2x82	1965-84 Big Twin (Oval)
19-0791	428x2x80	Duckworth
19-0392	428x2x80	Special Length
19-0363	35x3-92	1952-56 K-Model
19-0364	35x2-96	1938-73 Servi-Car
19-0365	35x2-100	1929-52 Solo
19-0366	428x2-88	1930-36 VL
19-0380	428x2-90	1930-36 VL Solo



Primary Chain Connector Links. Sold each.

VT No.	Type	Model
19-0356	35 x 2 Chain	45" Side Valve
19-0377	428 x 2 Chain	1936-85 Big Twin



TYK Primary Chain has shot-peened, heavy-duty side plates and solid roller construction.

VT No.	Fits	Links	Style
19-0876	1930-64 Big Twin	82	Oval
19-0934	1936-64 Big Twin	82	Fig 8
19-0877	Chrome	82	Fig 8



Parkerized Throttle & Spark Cable Brackets.

VT No. #	OEM	Year	Model	Type
9006-4	A 3371-37	1937-48	SV BT	Throttle
9007-2	B 9967	1930-73	45"	Throttle & Spark
9008-5	C 55627-38	1930-48	SV BT	Spark

## Side Valve Sprocket



45" Engine Sprockets for 1929-73 all Solo and Servi-car.

VT No.	Kit	Item
19-0388	19-0870	22 Tooth
—	19-0871	27 Tooth
—	19-0872	30 Tooth
—	19-0874	31 Tooth
19-0387	19-0873	33 Tooth
—	19-0680	33 Tooth

12-0200 Key

12-0501 Nut

19-0873



12-0503



12-0504

Motor Sprocket Nuts sold each.

VT No.	OEM	Fits
12-0501	7991	1929-73 45"
12-0503	24003-30	1930-54 Big Twin
7101-1	Colony	As Above
7101-1T	V-Twin	As Above
7620-1	Colony	1955-up
12-0504	V-Twin	1955-up




JD Motor Sprocket fits 17 tooth 1915-29 F. VT No. 19-0160



19-0062

45" Transmission Sprocket is 17 tooth with built in seal.

VT No.	Item
19-0062	Sprocket
19-0328	Sprocket
12-0520	Nut
12-0211	Key
19-0074	Sprocket Kit
14-0176	Seal
14-0183	Seal, OE



Rear Sprocket.

VT No.	Item
19-0010	Sprocket Kit
19-0089	Splash Ring
16-0341	Rivet Tool




13-0123




13-0122



42-0217



13-9249



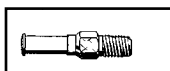
13-9248



13-0945

Kickstarter Return Spring for all 1936-85 Big Twins and all 1941-63 45" models.

VT No.	OEM	Model	Finish
13-0123	33085-36	Big Twin	Chrome
13-9249	33085-36	Big Twin	Black
13-0945	33085-36	Big Twin	Parkerized
13-0122	33084-41	45"	Chrome
13-9248	33084-41	45"	Black
42-0217	33150-59	Big Twin	Chrome Cover



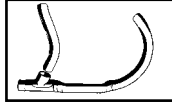
Kick Spring Studs fit 1941-63 45" kick starter. Replaces 33088-41.

VT No.	Finish
9756-1	Parkerized
9755-1	Cadmium
9754-1	Chrome



## 45" Side Valve Exhaust

30-0640



**45 Cubic Inch 2 Piece Header Set** for 1937-73 Solos and Servi-Cars.

Replica	Type	Model
30-0640	Kit	Solo
30-0622	Black/Raw	Solo
30-0630	Chrome	45"
30-1273	Black/Raw	Servi-Car
30-1274	Chrome	Servi-Car
30-0459	Flex Tube	All
30-1399	Chrome	Rear Pipe
30-0671	Black	Servi Car

30-0936



30-0937

**Black Turnout Pipe.** Fits 1930-52 WR.  
**VT No.** **Item**  
 30-0936 Exhaust Pipe End  
 30-0937 WRTT Long Style Exhaust Extension



**45 Military Stock Replacement Muffler** fits 1940-45.

VT No.	Finish
30-0184	Black
30-0862	Chrome



30-0185



30-0192

**45 Civilian Muffler.**

VT No.	Year	Finish
30-0185	1950-52	Black
30-0192	1950-52	Chrome

30-3100



45" 1 1/2"

**32" Chrome 1 1/2" Drag Pipes.** Order P-Clamps separately. Fits 1929-73 45" S.V.  
**Pipe** **P-Clamps**  
 30-3100 31-2100

30-0183



**45 Civilian Stock Replacement Muffler** replaces 1035-41. Stock on 45's 32-49.

VT No.	Type
30-0182	Black
30-0183	Chrome

30-0251



30-0020



**Servi-Car Muffler for 45" Servi-Cars.**

VT No.	Type	Year
30-0186	Black/Raw	1936-73
30-0251	Chrome	1936-73
30-0020	Black Replica	1936-73
30-0418	Black	1932-35

Antique Pipe Sets sold as raw or painted with black primer as a rust preventative measure only after manufacturing. We do not guarantee black finish for surface finish or ability to withstand heat. We suggest that the pipes be repainted with our heat proof VHT finish.

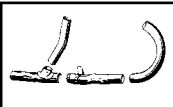


**Batique Pipe End** fits over 1 3/4" exhaust tube. Sold each.  
**VT No. 30-0793**

## Big Twin Side Valve



29-1103



**29-1103**  
**Installed**



**UL-ULH Exhaust System** available in 3 or 4 piece. The 3 piece style uses the muffler with built-in "Y" (30-0165, 30-0166), the 4 piece style uses standard 1 3/4" inlet mufflers (30-0163, 30-0164). The three piece is stock on 1937-40, four piece on 1941-48.

VT No.	Finish	Pieces
30-0167	Black	3
30-0168	Chrome	3
29-1103	Black	4
29-1104	Chrome	4

**Note:** Three and Four Piece Replica Exhaust Systems require hand fitting during final assembly. We suggest to loosen motor mount bolts during installation to allow pipes to adjust to motor position then re-tighten engine bolts.



30-0164



30-0880

**Replacement Muffler** replaces 65251-41. Fits all 1941-49 FL, EL, UL.

VT No.	Finish	Bolt Kit
30-0163	Black	2719-22
30-0164	Chrome	2772-22
30-0880	Black, Replica	
30-0884	Chrome, Replica	



30-3125  
 Big Twin SV 1 3/4"

**36" Chrome 1 3/4" Drag Pipes.** Order P-Clamps separately. Fits 1936-48 Big Twin Side Valve.

Pipe	P-Clamps
30-3125	31-2101

**Side Valve J.D. Exhaust Parts**

VT No.	Item	Year
9209-1	Nipple	1924-29
9210-1	Nut	1921-29
49-0168	Header Pairs	1915-24
49-0169	Header	1925-29



30-0166



**UL Stock Replacement Muffler With Built-In Y-Pipe.** Replaces 65201-37. Used on all 74-80 side valves 1937-40 and 1936-40 Knucklehead.


VT No.	Type
30-0995	Black, Replica
30-0165	Black
30-0166	Chrome
30-0995	Replica
30-0996	Replica, Chrome

**Exhaust Pipe Clamp**


Sets complete in black or chrome for single exhaust. Number of clamps in each kit shown.

Chrome	Black	Year	Model	#
31-3950	31-2125	1936-40	Knucklehead	3
31-3953	31-2128	1937-40	ULH	3
31-9003	31-9004	1941-48	ULH	4
31-3956	31-2130	1936-51	45's	4
2772-22	2719-22	1936-57	BT Bolts	
31-9010		1951-73	Servi Car Clamp	
31-9011		1951-73	Servi Car Bracket	
31-1261		1951-73	G Clamp	

31-3950



49-2579



**Rear Hanger Reinforcement Clip** braces rear muffler clamp at mount bolt. Body clamp not included.

VT No.	Fits	Finish
49-2578	1936 EL, 1937-40 UL	Black
49-2591	1936 EL, 1937-40 UL	Chrome
49-2579	1065-41 1941-47 FL	Black
49-2592	1065-41 1941-47 FL	Chrome




# Jiffy Stand Parts for 1929-52 45 Solo models.

VT No.	OEM	Item
13-0189	—	Replica Spring
13-0171	50012-30	Black Spring
13-0177	50012-30	Chrome Spring
49-1161	—	Spring Kit
49-0964	50035-30	Spring Plate, Zinc
49-0023	—	Long Spring Plate
49-2381	—	Parkerized Leg Only
49-0065	50060-30	Jiffy Leg, Black
49-2003	50060-30	Jiffy Leg, Chrome
49-2068	Kit	Chrome Leg
49-0066	50092-30	Leg Bushing
49-0089	50110-30	U Bolt Kit, Chrome
37-8819	50110-30	U Bolt Kit, Black
2653-5	50110-30	U Bolt Kit, Parkerized
49-2547	50002-32	Complete Assembly, Black Leg
49-0246	50002-32	Complete Assembly, Chrome Leg
49-1871	50002-32	Jiffy Stand Assembly, Black



VT No. Finish  
49-1936 Black  
49-0925 Chrome  
27-1454 45 Rear Peg Yokes



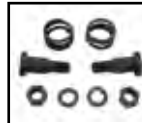


**Rear Frame Stands** for 1936-52 45 models. Order stand catch and mounting hardware separately. Replaces 49502-36



**Black Rear Stand Catch. Fits** 1936-52 45" solo. Replaces 49581-36. VT No. 31-3994


**Mounting Hardware**, Parkerized finish except where noted.

VT No.	Year	Models
8840-10	1930-35	All with bolts and washers
8841-10	1936-37	All
8015-4	1938-57	All
9616-4	1938-57	All, Chrome
35-0165		Zinc Gas Strainer Filter
35-0497		Petcock Left, Zinc



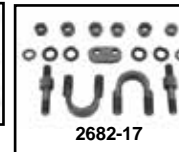
**45 Solo and Servi-Car Front Engine Bar.**

VT No.	OEM	Years	Finish
51-0892	49035-35	1929-73	45 Solo Servi, Black
51-0884	49035-35C	1929-73	As Above Chrome
49-0143	49061-32		U Bolts Zinc
2767-10	Kit		U Bolts Parkerized
2768-10	Kit		U Bolts Chrome



**Rear Frame Bars** fit Rear 45" Solo 1929-52.

VT No.	OEM	Finish
51-0893	13030-39	Black
51-0904	13030-39	Chrome



**45 Rear Bar Mount** for solo models 1938-52.

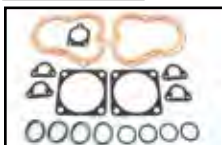
VT No.	Item
49-2543	Mount Plate
49-2544	Stud Set
2682-17	U Bolt Kit

## VL 1930-36

**Side Valve Big Twin 74" and 80" Side Valve Components that are interchangeable for 1936-48 are listed for the Big Twin Section.**



**28 Tooth Transmission Sprocket** replaces 2034-15 on JD models 1915-29, VL models 1930-36. Drilled. VT No. Item  
19-0065 Sprocket  
17-1761 3rd Gear



**VL Top End Engine Gasket Set.** VT No. 15-0527

**JD and VL Gas Caps.** Caps are screw in type.

VT No.	OEM	Item
49-0136	3507-16	Gas Cap, 1916-34
49-0137	3507-35	Gas Cap, 1935-36
49-0178	4521-26	Ignition Key Set 1923-36



**Brake Rods** in parkerized. Fit 1930-35 VL replaces 4063-30.

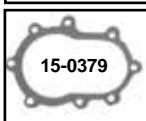
VT No.	Type
49-0078	Front
49-0079	Rear

**VL Chains, Endless.**

VT No.	Links
19-0380	90




**Shifter Gate Nuts** fasten the shifter gate to the tank. VT No. 8846-2



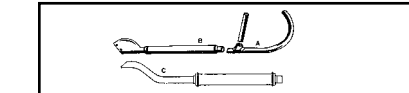

**VL Transmission Gaskets** for 1930-36 Side Cover. VT No. Type  
15-0379 Side  
15-0411 Top



**1915-35 JD-VL Transmission Gear.** VT No. Item  
49-0272 2298-15 Slider Gear  
17-1761 Drive Side Gear



**VL Axle.** VT No. Fits  
44-0507 1930-36 Rear Only, Parkerized  
44-0481 1930-36, Parkerized  
44-0717 Sleeve



**Clamps Not Included With Header Sets.** VT No. # Item Finish  
30-0171 A Header Set Black  
30-0172 A Header Set Chrome  
30-0169 B Muffler Black  
30-0170 B Muffler Chrome  
30-3212\* C Muffler Black  
30-3213\* C Muffler Chrome

**\*Note:** Features an upsweep Tail Piece for 1934 only. Note: 3 and 4 Piece Replica Exhaust Systems require hand fitting during final assembly. We suggest to loosen motor mount bolts during installation to allow pipes to adjust to motor position then re-tighten engine bolts.



**Exhaust Pipe Clamp Sets** complete in black or chrome for single exhaust. Number of clamps in each kit shown. Fits 1930-36 VL.

Chrome	Black	Item
31-3954	31-2129	Clamp
49-2590	49-2577	Tab




**Side Valve Transmission Mainshafts** VT No. OEM Model Year  
49-0201 35043-41 45 1941-73  
**Clutch Components** 1936-40 Big Twin.  
VT No. OEM Item  
12-0626 2275-38 Clutch Hub Nut Kit, 3 piece  
2548-36  
2471-36

13-0234 2511-36A Clutch Spring Set  
49-0366 Tool Clutch Hub Nut Install

**Clutch Spring Sets** VT No. OEM Model/Year  
18-2324 2508-30 Collar for Above  
13-0234 2511-36A UL, EL, FL 1937-40  
13-0139 38077-41 UL 1941-48  
45 Side Valve 1941-73

26-0930 Lever and Screw Kit  
**3 Bolt Linkert Carburetor Gasket Kit** includes 3 bolt gaskets for 1 1/4" 3 bolt Linkerts, and 2 insulator gaskets. VT No. 15-0420



**Rear Frame Stands** for 1930-36 VL. Order stand catch and mounting hardware separately. 49-0601 features channel shape design. Replaces 3051-30.



VT No. Item  
49-0601 Stand Black  
49-0623 Stand Chrome  
8840-10 Mount Bolts Parkerized



**Handlebar Spiral** features nickel plated threaded sleeve. Each. VT No. 49-0459  
**VL Clutch Plate Set** for 1930-36.  
VT No. Year  
49-1155 Plate Set  
18-2324 Collar Set  
49-0603 Screw Set  
13-0232 Spring Set

**Clutch Brass Rivets.** 100 pack.

VT No.	OEM	Type
37-8807*	8226	Short 7-4

**\*Note:** For clutch hub friction disc.

**Rear Axle Adjuster Kit** includes cad plated bolts, parkerized collar and parkerized nuts fit 1930-1936 74" and 80" Twins.




VT No. 2069-5  
**JD Model Rear Sprocket** features holes as original in black finish with 48 teeth. Replaces 2049-30. VL bolt kits for 1930-36 VL.

VT No.	Item
19-0389	Flat Sprocket
19-0390	Dish Sprocket
2069-5	Adjusters
8318 CAD	Motor Kit
2604-12	Footboard Bolts



**Footboard Mount Kit** fits 1930-36 VL models, parkerized.



VT No. 2604-12  
**1930-36 VL Front and Rear Stainless Steel Spokes.** VT No. Size  
45-0735 18"  
45-0736 19"



**VL Fork Cone Pieces.** VT No. Item  
24-1454 Neck Cups  
24-1465 Lock Nut  
24-1749 Lower Race  
24-1469 Upper Race  
24-1569 Kit




# K-Model Motor Parts



## Head Bolts Kits.

Cad	Chrome	Fits
9641-16	9640-16	1952-57K-KR-KK
9643-16	9642-16	1954-56 KH



**K-Model Valve Spring Kits** include springs collars and keepers.

VT No.	Year
13-9205	1952-53
13-9206	1954-56



## Valve Springs.

VT No.	OEM	Year	Model
13-0221	18201-52	1952-53	K Model
13-0222	18200-32	1953-56	KH Models

## Primary Chain

19-0363	35 X 3 -92	1952-56	K Models
---------	------------	---------	----------



**Pinion Right Side Case Race** fits 1954-56 K-KH. Replaces 24585-54.

VT No.	Size
10-0276	.005 Oversize



**1952-56 K-Model Guides.** Use the same guide on intake or exhaust.

VT No.	Size
11-0792	Standard
11-0822	+.002
11-0823	+.004



**V-Twin Piston Kits** include 2 Cast Alloy Pistons, 1-Piece Ring Set, 2 Wrist Pins and 4 Circlips. Rings also available separately.

Size	Flathead	K-Model Side Valve Rings
Standard	2.745 Bore	
.010	11-0438	11-2530
.020	11-0431	11-2523
.030	11-0432	11-2532
.040	11-0433	
.050	11-0434	
.060	11-0435	11-2534
.070	11-0436	11-2535
Wrist Pin	11-0437	
	11-0869 each	



**K-Model Valve Cover Sets** for 1952-56 KH + K-Model. Replaces 18239-54 and 18255-52A.8 pc. Set, zinc VT No. 11-0911



**1952-56 K-Model Gasket Kit** does not include head gaskets as none are used on K-Models.

VT No. 15-0699



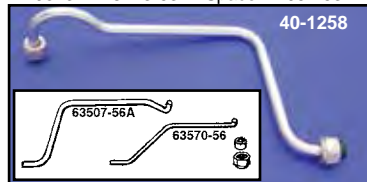
**Crank Pins** made of 8620 steel.

Model	Years	OEM	Jims 3 Hole	Eastern 3 Hole
K Model	1952-53	23960-52	10-0132	10-8371
KR-XR 1 1/2"	All	23960-55R	—	10-0383



## Steel Valve Collars.

VT No.	OEM	Use	Year	Model
11-0660	18220-30	Upper	1930-73	45 SV +K
11-0812	18165-41	Collar	1954-56	K-Model
11-0813	18223-53	Spacer	1952-53	K-Model



**XLH and K Oil Lines** are cadmium plated, includes nuts and seals.

VT No.	OEM	Item
40-1262	63507-52	Return Line 1952-55
40-1258	63507-56B	Return Line 1956-64
40-1263	63570-52A	Vent Line 1952-55
40-1259	63570-56A	Vent Line 1956-64



**Truett and Osborn Flywheel Sets** feature original weight right and left sides. Fits K models. **Bare Flywheels Only** VT No. 10-1068

# Hummer Parts



**Hummer Solo Seat** features steel ribbed baseplate with nose bracket. Genuine black leather construction replaces 52001-50. Measuring 13.5 x 13.5. Order springs separately.

VT No.	Item
N/A	Seat
13-9252	Springs



**Hummer Tail Lamp** is a replica version of a black tail lamp with chrome bullet hood and glass lenses. Mounts to fender and includes license plate mount slots. Replaces 68001-47.

VT No. 33-2160



**Hummer Petcock** replaces 62125-50, die cast with threaded end for line.

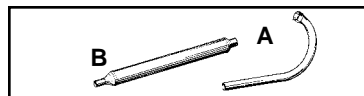
VT No.	OEM	Item	Year
35-0650	62125-50	Petcock	1950-58
49-0187	62358-50	Gas Line	1953-58



**Note:** Do not over fill, fill to cover top of plates only as per instructions provided. This battery vents through the caps. There is No Warranty on Leakage due to over filling.


**H-3 Battery** features black construction as original replaces 66001-47.

VT No. 53-0520



**Hummer Chrome Replica Header Sets.** Muffler sold separately.

VT No.	#	OEM	Item/Type
30-3192	A	65439-51A	Header 47-54
30-3194	B	65241-47A	Muffler, Black
30-0252	B	As Above	Chrome
31-0402		65521-47A	Muffler Body
			Clamp
31-0227		65290-51	Clamp 51-62
31-0403		As Above	Chrome
31-0308		65523-57	Front Muffler
			Clamp Stainless Steel



**Hummer Parts** fit 1947-65 Model 125 and 165.

VT No.	OEM	Item	Fits
32-8092	70322-55	Wire Harness	Magneto
32-8093	70332-53	Wire Harness	Battery
32-0058	29580-55	Points 1955-up	Magneto
28-2134	50940-55	Peg rubbers	All Driver
8310 CAD	—	Hardware kit	Both Engine
9215-2	702	Oil Fill Plug	All Engine
		Drain Plug, Pair	
49-2545	68040-55	Taillight Bracket	
27-1709	50006-52	Kick Stand	All, Zinc
13-0174	50001-49	Kick Stand Spring	All, Black
23-0327	42256-47	Brake Rod	1947-62
23-0328	42256-63	Brake Rod	1963-up



## Spare Parts Books.

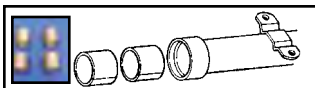
VT No.	Year
48-0981	1948-55
48-0982	1956-65



# 1952-71 K and XL Fork Parts



**Chrome Top Fork Tube Plug** replaces 45756-59. Sold each.  
VT No. 7621-1



**Slider Bushing** set of 4, replaces 45818-52.

Use on 1952-72 XLH-XLCH models with steel lower sliders.

VT No. 24-0145



**Fork Tube Spring Retainer and Pin Wrench Kit** includes 2 retainers for 1952-72 Sportster and pin wrench for installation and removal of retainers.

VT No. 7700-3



**K and XL Early Fork Cover Set** is constructed of chrome plated steel and includes all panels pictured, replacing

46298-52A, 46269-52 46292-52 and 46291-52. The 46298-52A top panel does not have key switch holes covers or provisions for them.

VT No. 24-0261



**Clutch and Brake Lever Assemblies** include cable pin. Available chrome or polished with 3/8"

or 5/16" hole sizes for cable entry. VT No. 26-2167 and 26-2168 accept front brake switch.

Chrome	Polished	OEM	Hole	Fits
26-0520	26-0521	38604-65A	7/16"	1965-70 Clutch
26-0525	26-0526	45002-65	5/16"	1952-68 Brake
				1952-67 Clutch
26-2167	26-2168	45002-69	5/16"	1969-72 Brake



**1952-56 K Model Clutch Cable** with adjuster.

VT No.	Item
36-0406	Cable Assembly
37-8460	Adjuster Only



**Rubber Cable Oiler Boot** replaces 38690-55, for XL 1955-80. 5 pack.

VT No. 28-0401



**1952-67 XLCH Cast Sprocket Cover** features early rib design, includes worm and hardware, replaces 34874-52A.

VT No. 43-0133

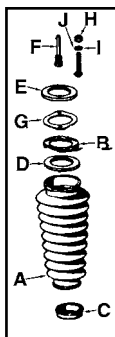
**Stock Sprocket Cover Screws.**

for K-Model 1952-53.

VT No.	Finish
8882-2	Chrome
8883-2	Cadmium

**1952-57 K-Model Primary Cover Screw Kit.**

VT No.	Finish
9852-5	Chrome
9853-5	Cadmium



**1954-70 XL Fork Boots and Hardware Kit** includes gaskets, felts, retainers, washers, vent tubes and clamps.

VT No.	OEM	Item
28-1994	46001-54	A-Boot set, pair
37-9016	Hardware	Kit Without Boots
37-9017	46007-54A	B-Boot retainer upper, pair
24-0680	10006	C-Boot Clamp
15-0668	46009-54	D-Washer, boot retainer, 10 pack
31-9019	46010-54	E-Disc, boot retainer, pair
37-9020	46020-57	F-Boot vent, pair
15-0669	46021-57	G-Gasket, boot vent, 10 pack



**1952-72 Damper Tube Assembly** includes all

components for both sides on XL and FX forks. This is a direct replacement for 1968-72 models, and may be installed on 1952-67 models by drilling the lower leg center hole to 7/16" to allow use of larger mount screw. Order spring set if required.

VT No.	Item
24-0454	Internal Kit
24-0900	Fork Springs
12-0908	Lower Snap ring
15-0327	Tube Gasket



**Barnett Clutch Lever Assemblies.** Heavy chrome steel levers with ball end. Assembly has mounting hole for mirror.

VT No.	Application
26-0500	1952-70 Left side



**Front Brake Cable.** Replacement core and casing for 1952-72 Sportster models. Replaces 45073-51 60" long, must be cut to proper length.

VT No.	Type
36-2385	Stock Type, V-Twin
36-2565	Stock Type, M & M
36-0501	Stock Type, Barnett
36-2489	Braided Steel



**Replica Clutch Adjuster Sleeve.** Fits 1954-71, 7/16" hole levers.

VT No.	Finish
37-8460	Zinc
2576-1	Cadmium



**K Mufflers** have 2 3/4" body diameter, 1 3/4" inlet.

VT No.	OEM	Fits	Type
30-0742	65231-52	1952-56 K-H	21 1/2" Replica
31-0231	65279-52	1952-55 K	Body Clamp
31-0226	65519-52	1952-56 K-H	Header Clamp, pair
30-0742	Replica	1952-56 K-KH	21 1/2"



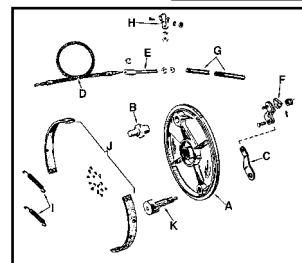
**Wire Harness** for 1952-58 K-Model. 6 Volt. Replaces 70320-56.

VT No. 32-7552



**Speedometer Drive Units** include housing and gear as replacement, for transmission drive. 11 Teeth for 1952-72.

VT No.	Item
8900-1T	Drive
15-0216	Gasket
15-1071	Gasket



**Front Brake Parts** fit 1952-72.

VT No.	#	OEM	Item
N/A	A	44148-64	Polished Backing Plate
24-0116	B	44156-64	Pivot Stud, 1964-72
24-0609	C	44307-52	Chrome Lever
36-2385	D	45060-54	Cable Assembly
8818-3	E	45159-50	Adjuster, zinc
8818-3T	E	45159-50	Adjuster, zinc
9741-2	E	Chrome	As Above
37-8676	F	45174-64	Zinc Clevis
24-0095	G	45203-52	Chrome Front Brake Tube
24-0646		As Above	Cadmium
2041-7	H	45218-53	Zinc Cable Tube Clamp
13-0146	I	41835-69	Spring Set
23-0505	J	44432-54	1952-63 Linings
23-0450	J	O.S.	1952-63 Linings
23-0506	J	41848-64	1964-72 Linings
23-0525		41849-64	Shoe Set
23-0519	K	44264-64	Brake Cam, 1954-72



**Brake Cable Clamp** cinches cable to brake arm.

VT No. 26-0508



**Cable Clamp** is fitted to hand lever for emergency or permanent use. Easy to install. .460" diameter, pair

VT No. 26-0509



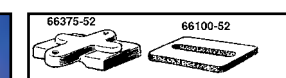
**Tool Box Wing Nuts** are zinc plated, replace 64500-52A, pair.

VT No. 37-6136




**Tool Mount Kits** are cadmium, replace 64500-52A, pair.

VT No. 2005-9



**K Battery Top** replaces 66375-52 on 1952-64 6-Volt models, in chrome finish.

VT No. 42-0732



**Transmission Drive Speedometer Cables.** All have female nuts at transmission end and top nut as noted. Fit 1952-56 K Trans Drive models.

Black	Zinc	OEM	Length	Top Nut
36-2570	36-2577	67051-52A	46"	5/8" F



# K and XL Parts



**1952-78  
Replica Style  
3.5 Gallon  
Tank for XL's.  
VT No.  
38-0038**



**Replica Leather WR Model Solo Seat** is covered with genuine leather on a stock formed steel ribbed baseplate, constructed as original with rolled sewn edge with riveted under strip, replaces 52000-40. Available in black which bolts to any stock seat tee as custom or stock replacement.  
**VT No. 47-0110**



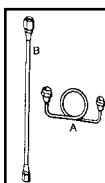
**Leather XLCH  
Seat** measures  
13.5" x 13.5" fits  
31-0512 seat tee.  
**VT No. Color**  
**47-0158 Black**  
**47-0164 Brown**



**1952-70 XL Large Cap** replaces  
61103-52.  
**VT No. 38-0329**



**1952-54 K-Petcock** replaces 62125-50, die  
cast with threaded end for line.  
**VT No. 35-0650**



**K-Model 1952-54 Steel Gas Lines.**  
**VT No. # OEM Line Finish**  
**40-1261 A 62355-52 Cross Cad**  
**40-1264 A As Above Cross Chrome**  
**40-1260 B 62357-52 Gas Cadmium**




**Replica Steel Rear  
Fender** features full  
length style with rear  
flare, without taillight  
cut. Mount for 1955-  
72 type must be  
cut in.  
**VT No. 50-1068**



**Chrome Rear Fender Bracket** fits  
1954-78, reduces vibration between  
fender and frame, includes foam  
pad, replaces 59795-52A.  
**VT No. Item**  
**50-0912 Bracket with pad**  
**28-2246 Foam pad only**



**33-2151**



**31-0237**

**1952-54 Early Tail Lamp and Parts.** Note: Lenses  
are made of glass.

VT No.	OEM	Item
<b>33-2151</b>	K Tail Lamp	Complete Kit with chrome hood
<b>31-0237</b>	59991-52	K Model license plate bracket



**33-2120**



**33-2120A**



**33-2254**



**33-0072**

**7" K Headlight** features oil/generator lamps and  
sockets, replaces 67704-52. Unit includes chrome rim  
and 6 volt sealed beam.

VT No.	Finish
<b>33-2120</b>	Chrome, Complete
<b>33-2120A</b>	Shell
<b>33-2254</b>	Black, Shell
<b>33-0072</b>	Black 7" Headlamp with rim



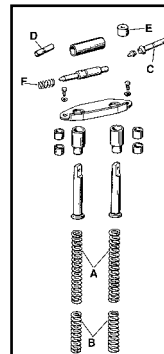
**31-0508**



**31-0512**

**K-Model Type Seat "T"**. Precision stamped and  
formed seat "T" for mounting our K-model or D series  
saddles.

VT No.	OEM	Fits
<b>31-0508</b>	51901-52	47-0110 Seat
<b>31-0512</b>	51902-54	47-8716 Seat



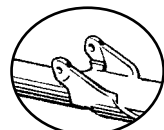
**31-4024**



**31-4083**

**Seat Plunger Kit** includes all parts pictured for  
1954-70 KH-XL-XLCH-XLH Sportster models, to  
spring mount solo seat on stock frames. Some  
frames may require honing to fit bushing housing.

VT No.	Item
<b>31-4024</b>	Complete Kit, All
<b>13-1952</b>	4 Springs, Set (A and B)
<b>13-9173</b>	Swivel Springs, Pin, (F)
<b>37-9114</b>	Tee Bolt, (C)
<b>10-2564</b>	Bushing, (D)
<b>10-2563</b>	Spacer, (E)
<b>31-4083</b>	Kit with Tee



**Seat Mount Tabs** fit 1952-79 XL  
may be welded on for custom  
application, pair.  
**VT No. 51-0539**



**Coil Mount Studs** replace  
64611-55, 64612-55 models,  
pairs. Fits 1955-67 XLH.  
**VT No. 37-9156**



**Chrome Shock Spring  
Covers** is replica type  
for shocks which disas-  
semble at lower eye. Fit  
1957-70 XL, 10 3/4".  
**VT No. 54-0402**



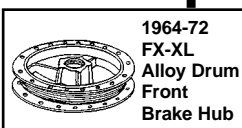
**K-Model Parts Books.**  
**VT No. 48-0525**

# Rim and Spoke

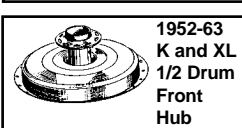


**52-0946**

**18" Chrome Replica™ Early Steel Wheel  
Rim** features conventional bead con-  
struction. Spoke nipple holes may require  
enlarging before assembly. Fits K Models.  
**VT No. OEM Fits**  
**52-0946\* 43003-30 Front**  
**\*Note:** Features reverse roll and deep dish  
spoke area to fit models with integral 1/2  
brake drum.



**1964-72  
FX-XL  
Alloy Drum  
Front  
Brake Hub**



**1952-63  
K and XL  
1/2 Drum  
Front  
Hub**

Above Hubs are shown  
for reference only

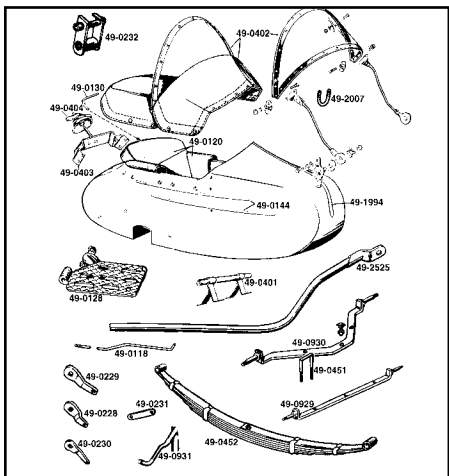
**Spoke Sets** available for conventional or drop center rim  
type.

Chrome V-Twin	Chrome Buchanan	Stainless Buchanan	Size	Rim Type*
<b>1964-72 XL-FX Front Drum</b>				
		<b>45-0658</b>	19"	Conventional
<b>45-0622</b>	<b>45-0724</b>	<b>45-0657</b>	19"	Drop Center
		<b>45-0659</b>	21"	Drop Center
<b>1952-63 XL-K Front</b>				
		<b>45-0708</b>	18"	Conventional
		<b>45-0707</b>	19"	Conventional



## News Flash!

After 93 years, Harley-Davidson has discontinued the sidecar as of August 2010 as told by Sarah Harley, granddaughter of William Harley, cofounder of Harley-Davidson.

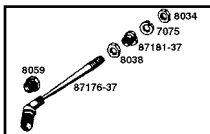


### 1936-65 Sidecar Body and Accessories

VT No.	OEM	Item
49-0118	87732-41	Brake Rod
49-0788	87750-58	Side Car Wheel Cylinder with inverted flare fits 1958-79 Side Car Brake
2663-7	Parkerized	1936-40 Step U Mount Bolts
2661-7	Parkerized	1947-64 Step U Mount Bolts
2616-4		Step Bolts, 1941-64
2617-3		Step Bolts, 1936-40



**Sidecar Wrenches** are heavy duty for shop use. 1 3/4".  
VT No. 16-0111



**Sidecar Mounting Fittings** are precision machined fittings that are replicas of the original.

VT No.	OEM	Application
49-1945	87176-37	Front Tie Rod
49-0999	87254-24	Nut and Ball Stud Set
49-1977	87254-24	Ball Stud
49-1979	87135-36	Upper conn. bolt
49-1980	87265-24	Joint Lock Nut
49-1981	87197-36	Rear frame mount 1936-57
49-0134	87267-24	Joint Lock Nut
49-1947	87181-37	Tie Rod Spacer
49-1949	8034	Tie Rod Outer Nut
49-1950	8038	Rod End Nut
49-1948	8059	Tie Rod Nut
49-1996	—	Threaded Ball Socket



**Lower Front Mount Tie Bar Assembly.** Parkerized reproduction of fasteners used 1924-84 Sidecars.  
VT No. 2692-5



**Lower Front Mount Tie Rod Ball Joint.** Exact reproduction of ball joint used on 1924-84 Sidecars. Replaces OEM 87254-34.  
VT No. 2690-1



**Sidecar Support Rod Bushing and Stud Kit.**  
VT No. 2433-18


## Sidecar



**Replica Sidecar Fender Lamp** fits 1934-65 models.  
VT No. 33-0406

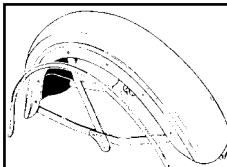


**Fender Lamp.** OEM# 59260-68.  
VT No. 33-0402



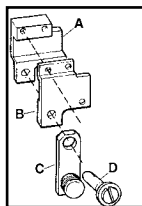
### Sidecar Brake Drum and Shoes.

VT No.	OEM	Item	Year
23-1993	44402-36	Shoes	1936-57
23-1770	44113-36	Drum	1936-48
23-0501	41801-58A	Shoes	1958-79
49-0788	87750-58	Wheel Cylinder	1958-79



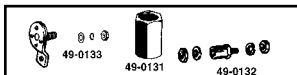
**Sidecar Fender** assembled with brackets for 1936-65 Sidecars. Stainless trim with clips.

VT No.	Item
50-0773	1936-Early 67
50-0524	1967-09
49-0405	1936-Early 67 Trim
51-0295	Windshield
31-1642	Bracket



### Rear Clamp Connector

VT No.	#	OEM
49-1986	A	87083-87
	B	87084-73
49-0135	D	87192-73



### Sidecar Axle Hardware for 1936-65.

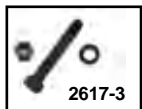
VT No.	OEM	Item
2614-7		Axle Mount Kit
2622-5		Longer Axle Extension
2621-5		Axle Extension



**Sidecar Spring Bushing Kit.** Reproduction of 88174-37 bushings used on 1937-84 Sidecars.  
VT No. 2766-4




**Lower Front Mount Tie Rod Ball Joint Nut and Lock Nut Kit.** Reproduction of OEM 87265-24 nut and 87267-24 locknut. Used on 1924-84 Sidecars.  
VT No. 2691-2



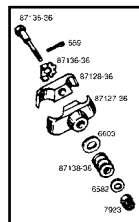
**Sidecar Step to Fender Mounting Kit.** Parkerized reproduction of original fasteners.

VT No.	Year
2617-3	1936-40
2616-4	1941-64



**Axle Extension Nut Kit.** Exact reproduction of fasteners used on 1930-early 1967 Sidecars.

VT No.	Year
2621-5	Standard length 87438-30 nut
2622-5	Extra long 87438-30 nut



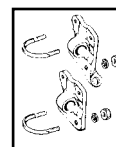
**Upper Connection Parts** are available separately for 1936-up sidecar.

VT No.	OEM	Item
49-1995	87127-36	Clamp
	87128-36	
49-1979	87135-36	Bolt
49-2531	87136-36	Lock tab, 5 pack
49-1156		Kit



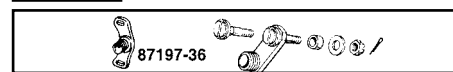
**Sidecar Connector Kit** comes complete with upper, front and lower for the years listed for 74" and 80" Big Twins.

VT No.	OEM	Fits
49-1990	87082-36	1937-57 Rigid
49-1991	87082-58	1958-72 SA
49-1992	87082-73	1973-79 S



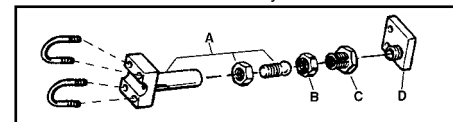
**Clamp Bracket Set** includes 87205-58, 87206-58 with four U-Bolts.

VT No.	Item
49-1989	Bracket Set
21-0315	U-Bolt, each
2705-5	Parkerized, each



### Rear Connector.

VT No.	OEM	Item	Type
49-1981	87197-36	Mount only	1936-57 Rigid
49-1983	87197-58	Mount only	1958-72 SA
49-0154	87192-58	Stud only	1958-72
49-0135	87192-73	Stud only	1973-80



**Clamp On Rear Mount** for mounting side cars on 1979-84 Classic & FLH models.

VT No.	#	OEM	Item
49-1988 A		87106-79	Connection Fitting
49-0134 B		87267-24	Joint Lock Nut
49-1980 C		87265-24	Joint Nut



**Sidecar Frame Brace Upper Connection Kit.** Parkerized accurately duplicated fasteners used on 1937-1979 sidecars.  
VT No. 2620-7



**Spring to Frame Mounting Kit.** Correct parkerized reproductions of 88172-25 U-bolts, 88170-24 shims, washers and nuts used on 1925-84 Sidecars.  
VT No. 2716-8



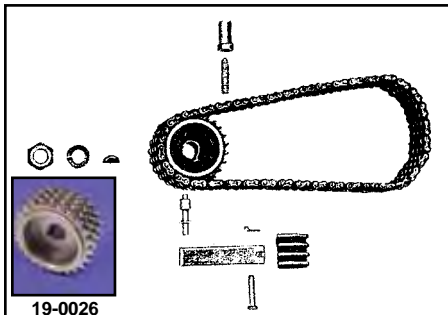
### Emergency Brake Kit

VT No.	Year	Type
23-1949	1936-73	Foot
49-0934	1941-74	Front
26-0948	1951-64	Front

23-1949 Installed



## Parts for Indian



### Primary Components.

VT No.	Item
19-0393	Primary Chain, 35 x 4 x 76
19-0026	Engine Sprocket
49-3075	Primary Chain Tensioner with shoe

**Front U Bolts.** Sold in pairs.  
VT No. 37-8815



**Top Motor Mount.** Order shims and spark tube bracket separately.

VT No.	Item
49-3019	Top Mount Zinc
49-3073	Spark Tube Bracket




**Sheet Metal Parts.** Painted in primer finish, belt guard also available in chrome.

VT No.	Item
49-4048	Belt Guard, Primer
49-3052	Belt Guard, Chrome



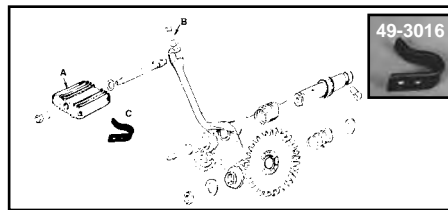
### Sprockets for Indian

VT No.	Tooth	Type
19-0017	22	Countershaft
19-0018	23	Countershaft
19-0019	24	Countershaft
19-0016	43	Rear
19-0025	21	Front Countershaft with holes




### Clutch and Related Hardware.

VT No.	Item
49-0050	Pedal heel pad, zinc
49-0051	Release arm, zinc
49-3014	Chrome release knurled nut




### Kick Starter Parts.

VT No.	#	Item
49-3071		Shaft
49-4012	A	Pedal
37-0057	B	Pedal Bolt
37-0993		Kick Bolt, Black (5 Pieces)
49-3016	C	Stop



### Chrome Plated Steel Replicas.

VT No.	Item
49-3006	Front Bumper Loop
49-3089	Brace Set, 75599R, 55600L
49-3010	Handle Assembly



**Clutch Friction Kit and Primary Chain** by Diamond USA.

VT No.	Item
19-0393	(A) 76 link Primary Chain, Chief
49-3075	(B) Primary Shoe Tensioner with shoe
19-0435	Gen Chain 741
49-3012	Fiber disc, 5 pack
49-3013	Steel disc, each
49-3011	Spring, each

### Parts for Indian.


VT No.	Item
49-3093	Air Cleaner Assembly Chrome
49-3984	1946-53 Front or Rear Hub, Black
49-4022	Face Lens Plastic
49-3034	Terminal Black Stud with insulators



**Linkert Choke Lever for Indian.**  
VT No. 49-4133



**Linkert Choke Door Kit for Indian.**  
VT No. 35-1674



### Mirrors for Indian.

VT No.	Style	Finish
49-0658	Left	Black
49-0660	Replica	Chrome



**Magneto** fits 1936-53 Indian with all models with distributor.  
VT No. 32-1741



### Replica Chrome Air Cleaner and Parts.

**49-3093** Air Cleaner, Original Style for 1940-50 includes chrome outer cover screw with collar and zinc back. Element sold separately.

**34-0499** Backing Plate

**13-9167** Mesh Spring

### Parts for Air Cleaner

VT No.	Item
34-0907	Element
34-0499	Backing Plate






**Handlebar Cross Bar** fits 1936-57 Spring Fork Bars. Features a curved bar made of 1" tubing with milled ends, which fit perfectly on the handlebars include 2 chrome clamps and bolts. An early aftermarket accessory originally by Atlas Products.

VT No. 49-2607



**Dash Base 1938-47.**  
VT No. 49-3018



### Handlebar Components.

VT No.	Item
49-4059	Cable Nuts, pair
49-3002	Cable Stops, pair
49-3005	Sleeve Collar Chrome, each
49-3004	Right Spiral
49-3003	Left Spiral
49-3008	Throttle Driver, each 135B4534





49-4021



49-4123

**Replica Indian Face Lamp** is constructed with chrome die cast body mounted to original style base with wire fitting.

VT No.	Item
49-4021	Lamp
33-1182	Lamp with red lens
49-4123	Red Lens
33-0828	Base



33-1182



49-3036

49-0054



49-0052



49-4017

49-0053

#### Quality Reproductions.

VT No.	Item
49-4017	Front shock rubbers, pair
49-3036	Front mount plates without bolts
49-0052	Large hole adjuster plate, pair
49-0053	Small hole adjuster plate, pair
49-0054	Medium hole adjuster plate, pair



49-3023

49-4056

49-3063

#### Replicas for Indian.

VT No.	#	Item
49-3023	E	Ignition Wire Conduit with Clamp, Chrome
49-3063	F	Carburetor Support Bracket
49-3073	G	Wire Conduit Bracket
53-0514	I	6 Volt Mini Battery



49-4116

**Indian Chrome Rail Hand Set** fits 1922-53 Chief seats without brackets.

VT No. 49-4116



**45" Engine Plaque**  
VT No. 48-1824



**Indian Reproduction Rear Fender**  
VT No. 49-5004



**Linkert Carb** for Indian. 1 1/4" linkert carburetor assembly features 3 bolt mounting for Indian Chief. Fits 1935-1952.  
VT No. 35-1350




53-0524


**Battery Box and Top** accept 6 amp battery inside. Original black finish and size for Chief including terminals. Order harness separately.

VT No.	Item
49-0458	Battery Dummy
28-0072	Battery Pad
53-0524	6V Battery for Above measures 4 1/2 x 3 1/2 x 6 1/8
49-4079	1944-47 Harness
49-4078	1948-53 Harness
53-0528	6 Volt, 29 amp

**Panel Gasket** fits 1947-53 Indian.  
VT No. 49-4020




49-4020



**Zinc Plated Cam Cover Screw Sets** includes breather tube and oil pump in fillister type with washers. Early kit includes pipe plugs.  
VT No. 49-3047



49-7000

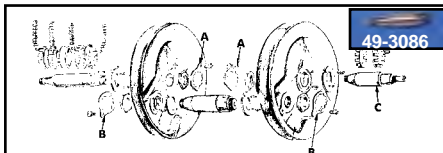


49-7017

**V-Twin Piston and Ring Kits** for Indian Chief, 74" (3.25 bore) include Hastings Ring Set with 3 compression rings (3/32" and a 1 piece oil ring, 5/32") and wrist pin with locks for 2 pistons.

Set	Ring Set Only	Size
—	49-7009	Standard
49-7001	49-7010	.010
49-7002	49-7011	.020
49-7003	49-7012	.030
—	49-7013	.040
49-7005	49-7014	.050
49-7006	49-7016	.060

**Indian Chief Piston Pin** includes locks, pair.  
VT No. 49-7017



#### Chief Flywheel Group.

VT No.	#	OEM	Item
17-0939	A	D200	Pinion/Sprocket Nut Lock Tab
17-0938	B	22B23	Crank Pin Nut Lock Tab
49-3086	G	39586	Pinion Shaft

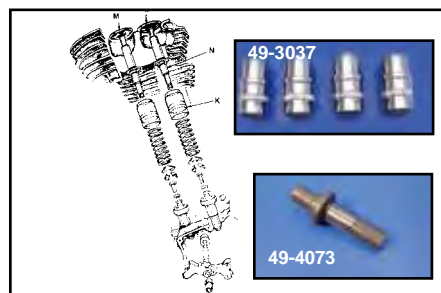
## Parts for Indian



**Battery** is dry charged and 29 amp. Fits Indian.

VT No. 53-0528

**Note:** Do not over fill, fill to cover to of plates only as per instruction provided. This battery vents through the caps. There is NO Warranty Leakage due over filling




#### Top End Components for Chief

VT No.	#	Item/Use
49-3037	K	Chrome Valve Spring Cover Set
49-4073	N	Valve Guide, Standard
49-1326		Spring Set



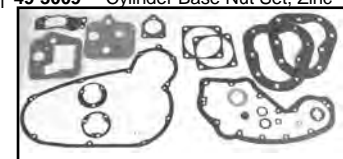
49-3009



49-3060

#### Head Sets for Chief.

VT No.	Item
49-0055	Washer Set
49-7676	Head Bolt Kit for Chief
49-3060	Cylinder Base Studs (8)
49-3009	Cylinder Base Nut Set, Zinc



#### Gaskets for Indians.

VT No.	OEM	Item
15-1400	91800	Valve Guide to Spring Cover
15-1401	22B655	Chief Base Gasket with Metal
15-1404	74051-X3	Cam Cover, Chief .025
15-1407	75378B	Chief Head, Blue Teflon
15-1410	85283-X	Trans Top Cover, Chief



**Sifton Cam Set** without shafts fits 1936-46 .415 lifts.  
VT No. 49-8550



**Linkert Needle and Seat** for Indian.  
VT No. 35-0997



**Plug** fits top and side of primary case, set, zinc plated.  
VT No. 49-7557



## Parts for Indian



35-0621



### Linkert Parts for Indian.


VT No.	Item
35-1350	Complete Carb
2465-1	Venturi 1941-48 Chief
	M-6, M341, M-343, M-34
2467-1	80" Chief M-350-M-352
	M-Bonn
35-0621	Nozzle
35-0622	Idle Plug
35-0997	Needle/Seat
49-4133	Choke Lever
35-1674	Choke Kit
35-0482	Float Bowl
35-0281	Float Bowl



Detail

**Replica 16" Indian Wheel** fits front and rear on 1947-up Chiefs. Includes correct rim with stainless large diameter spokes and nipples with black hub.

VT No.	Type	Rim Finish
52-1036	3 Cross	Chrome
52-1038	3 Cross	Black



**16" Spoke Sets** with nipples for Indian.

VT No.	Item	Pattern	Rim
45-0678	1935-46	4	
45-0679	1947-53	3	
45-0753*	1936-46	4	52-0786
	1947-53	4	52-0786
45-0344	1947-53	4	52-0786

**18" Spoke Sets** with nipples for Indian.

45-0734	1935-46	4	—
---------	---------	---	---

\*Note: To fit OE style rim. Large nipples



**1946-53 Wheel Hub.** Black finish.  
VT No. 49-3984

### Parts for Indian.

49-3007	Large Auxiliary Seat Spring Chrome
49-3024	Front Axle 1946-48
49-3025	Front Axle 1950-53
49-3026	Front Axle Sleeve 1946-48
49-3027	Front Axle Sleeve 1950-53
49-3040	Small Auxiliary Seat Spring
49-3042	1946-53 Front Brake Shoe Spring
49-3043	Auxiliary Spring Stop



**12 Volt Alternator Conversion** installs where stock generator fits into stock clamp. Use stock belt 12V solid state regulator included.

VT No.	Item
49-0383	Kit
32-0667	Replacement Regulator
32-1249	Kit



### Replacement Parts.

VT No.	Item
49-0174	Brake Switch
49-0175	Switch Cover, Chrome



### Fender Accessories.

VT No.	Item
49-4047	Rear Tip
49-0304	Polished Rack
49-0926	Chrome Rack
49-0951	Chrome Rack Replica
37-2096	Screw Set



**Replica Indian Shock** includes bushings. Sold as each.

VT No.	Finish
49-4075	Black
49-3032	Chrome



**Brake Handle Assembly Replica** for Indian in chrome.  
VT No 49-3010



**16" x 3" Chrome Rim** with large holes. Fits Indian.  
VT No. 52-0786



### Thor Rear Hubs.

VT No.	Year
49-5511	1911
49-5513	1912-1913






**20ft 520 Chain.**  
VT No. 19-0679



**Nickel Plated Eclipse Front Hub** accepts 3/8" axle and includes cones and balls. Fits 1910-1915 F.

VT No. 45-0453



### Ignition Hardware.

VT No.	Item
49-3022	Distributor cable clamp
49-3033	Points angle bracket
49-3048	Points Set
49-4115	Distributor Cap
49-3077	Distributor Grease Cup
49-3078	Distributor Lock Shoulder Bolt




### Taillight Related Accessories.

VT No.	Item
49-4025	Lens Retainer
49-4008	Lamp Pad
49-0175	Switch Cover, Chrome
49-4049	License Plate Bracket, late
49-0821	Damper Knob



**7" Headlights** includes 12V seal beam unit and high beam indicator with stud type mount as early spring fork style.

VT No.	Item
33-2156	12V Complete
33-0123	12V Beam



### Chrome Chief Exhausts.

VT No.	Item
31-0270	Muffler Clamp 1 1/2"
49-4028	Muffler



**Replica Ignition Switch** fits 1937-up Indian with 2 keys.  
VT No. 49-0253



**Replica Air Intake Snoot** fits 1908-15 Indian Twin.  
VT No. 49-0959



49-0959  
Installed



28-0932

### Oval Mats.

VT No.	Item
28-0932	Henderson "X"



45-0102

### WR Spool Front Wheels

available in 18" and 19" with 2.15" width rim and 6-8 gauge spokes. Hub is nickel plated, spokes are white zinc, rim is black. Hub has retro fitted with sealed ball. Bearings to accept a 3/8" axle.

### WR Front Spool Wheel.

VT No.	Size
52-0013	18"
52-0014	19"
45-0102	Hub