

XL 1957-UP INDEX

A	
ADVANCE UNIT.....	954
AIR CLEANER.....	971-974
AIR FILTER.....	971,972,973,975,976,977
ALTERNATOR.....	959
Conversion.....	959
Rotor.....	959
AXLE.....	1005,1006,1007
B	
BACKREST.....	919
BAFFLE.....	943,944,947
BATTERY.....	844
BEARING.....	916
Cam.....	844
Fork Stem.....	916
Pinion.....	844,845
Wheel.....	1007
BELT DRIVE.....	889
Belt.....	888
Guard/Dress Up.....	889,920
BOLT LIST.....	1319
BOOK.....	1268-1270
BIKE KIT.....	932
BRAKE.....	
Banjo.....	892,904,905
Cable.....	898
Caliper Front.....	899,900,901
Caliper Rear.....	894,895
Disc.....	900,901,902,903
Disc Brake Pad.....	903
Drum Brake.....	896
Forward Control.....	891-892
Hose.....	904
Lever(Handle).....	896
Line.....	894,905,906
Master Cylinder(Front).....	1052-1053
Master Cylinder (Rear).....	897
Mechanical.....	898
Pedal.....	893,894
Pedal Pad/Peg.....	893,1069
Rod.....	891
Rotor/Disc.....	900,901,902,903
Spring Fork.....	1219,1220
Sprocket.....	886,889
Switch.....	898
Tee/Tube/Fittings.....	904,905
Wheel/Drum Brake Kit.....	896
BREATHER.....	859
Upgrade Kit.....	840
Valve Service.....	1265
BUCKLES.....	853,938,963,1325
BUSHING LIST.....	1307
C	
CABLE.....	
Battery.....	969
Brake.....	988
Choke.....	999
Clamp.....	988
Clutch.....	987
Fittings.....	1200
Idle.....	986
Speedometer.....	988
Oiler Boot.....	987
Spark Plug.....	952,953
Tachometer.....	990-991
Throttle.....	986
Wrap.....	987
CALIPER.....	
Front.....	899-901
Inserts.....	894
Rear.....	894,895
CAM.....	846
Bearing.....	844
Bushing Kit.....	844
Bushing Replace.....	1264
Bushing Service.....	844
Cover.....	839,847
Cover Bushing Service.....	844
Follower.....	874
Gasket/Sealer.....	845
CAPS(Chrome).....	834,841,853
Axle.....	1005

CAPS CONTINUED	
Engine.....	834
Gas.....	996
Oil.....	1000
CARBURETOR.....	
Bendix.....	980
CV Keihin.....	981
Dell'Orto.....	980
Jet.....	981-984
Mikuni.....	983
S&S.....	984
CASE.....	
Bolts.....	842
Race/Rollers.....	843
CHAIN.....	
Adjuster/Tensioner.....	887
Guard.....	889
Primary.....	885
CHARGING SYSTEM.....	959
CHOKE CABLE.....	989
CIRCUIT BREAKER.....	967
CLAMP.....	
Brake.....	988
Cable.....	988
Header.....	946
Intake Manifold.....	978
CLEANERS/POLISH.....	1271
CLUTCH.....	880-894,929
1971 and earlier.....	881,882
1971-84.....	881,882
1985-90.....	880
1991-up.....	880
Cable.....	882,987
Control(Lever).....	1041,1042,1043,1044
.....	1045,1046,1047,1048,1049
Earlier.....	882
Forward Control.....	890-893
Hub.....	884
Pressure Plate.....	883,884
Shifter Lever.....	890
COIL.....	948,950,958
COIN HOLDER.....	1031
CONDENSER.....	951
CONNECTING ROD.....	842
CRANKCASE.....	842
CRANKPIN.....	843
CRANKSHAFT.....	844
Balance Service.....	1263
CYLINDER.....	
Big Bore Kit.....	857
Gasket.....	858,861,863,864
Head.....	858,859
D	
DERBY.....	834
DIAGNOSTIC.....	958
DIPSTICK.....	999
DISTRIBUTOR.....	961
DOWEL PIN LIST.....	1316
DRAIN PLUG.....	
Engine.....	874
Fork.....	914
Oil.....	1000
Transmission.....	874
DRESS UP KIT.....	831-834
E	
ELECTRICAL.....	
Battery.....	969,970
Charging.....	859
Circuit Breaker.....	967
Regulator.....	960
Spark Plug.....	952,953
Starter.....	965-966
Switch.....	967
Terminal.....	968
Wiring.....	968
EMBLEM.....	1206,1208-1209
ENGINE.....	
Bar/Guard/Peg.....	925
Bushing List.....	1307
Drain Plug.....	874
Flywheel.....	843
Gasket.....	864

ENGINE CONTINUED	
Heads.....	857-859
Mount.....	948,949
Race/Roller.....	843
Seal List.....	1315,1316
Sealant.....	1271
Spacer List.....	1320
Sprocket.....	886,889
Trim/Cover.....	838
EXHAUST.....	935-947
Baffle.....	947
Clamp/Bracket.....	938-942,946
Coating.....	938
End Tips.....	935
Enrichment Device.....	933,936
Flange.....	947
Header Clamp.....	946
Heat Shield.....	945
Port Replacement.....	1265
Taper Valve.....	947
Torque Kit.....	942,944
EXTENDED REACH.....	891
F	
FENDER.....	921,922,923
Lamp.....	922
Mud Flap/Extension.....	921,923
Spring Fork.....	921
Struts/Bolts.....	924
Trim/Tip.....	921
FILTER.....	
Air.....	971,972,973,975,976,977
Fuel.....	1199-1200
Oil.....	1002,1003
FLASHER.....	1166
FLYWHEEL.....	842,843
FOOTPEG.....	
Mount.....	918
Relocation.....	942
FORK.....	907-916
Boot/Cover.....	910-915
Brace.....	908
Conversion Kit.....	910
Damper.....	914
Leg Bushing.....	1265
Leg Internal Conversion.....	914
Lock Tab Listing.....	1317
Neck.....	916
Oil.....	1027-1040
Plug(Top).....	913
Riser.....	1034-1040
Seal.....	915
Slider.....	912
Spring.....	913
Spring Fork.....	1219
Spring Fork Rebuild.....	1265
Stabilizer.....	909
Stem Nut/Cover.....	911
Triple Tree.....	909,911
Tube.....	912
FORWARD CONTROL.....	891-893
FRAME.....	931-934
G	
GAS TANK.....	996,998
Cap.....	996,1202-1207,1232
Emblem/Decal.....	1207-1208
Filter/Shut Off.....	1199
Line.....	1200,1201
Mount.....	996
Petcock.....	1196-1198
Tank/Dash Kits.....	993-995,997
GASKET.....	
Cam Cover.....	1309
Carburetor.....	1313
Derby Cover.....	1310
Exhaust.....	1310
Gas Tank Cap.....	1312
Manifold.....	1313
Master Cylinder.....	1312
Oil Pump.....	866,1313
Primary.....	836,1309,1313
Tail Lamp.....	1313
Transmission.....	1311,1313

GASKET CONTINUED	
Removal.....	1284
Sealant.....	1271
GAUGE.....	
Covers.....	992
Oil.....	999,1004
Speedo/Tachometer.....	989-991
GENERATOR.....	961
GOGGLES.....	1271
GRIP.....	1083-1090
H	
HANDLEBAR.....	
Control.....	1044,1045,1046,1047
.....	1048,1049
Damper.....	1039,1040
End Plug.....	1090
Throttle Kits.....	995
HANDLEBAR GRIP.....	1083-1090
HARDTAIL.....	934
HARDWARE KIT.....	841
HEAD.....	856,861,863
Gasket.....	863
Remanufacture.....	1264
Resurfacing.....	1261
HEADLAMP.....	1091-1093,1095-1109
Bates.....	1099
Bracket.....	1101,1104,1108,1109
Bulb.....	1093,1100,1106,1107
Connector.....	1096
Cowl.....	1091,1095
Cycle Ray.....	1105
Fork Cover Set.....	1095
HID.....	1109
Spotlamp.....	1110-1115
Spring Fork.....	1104
Trim/Visor/Ring.....	1094,1095,1101
.....	1102,1106,1107,1152,1165
HEATSHIELD.....	996
HELICOIL.....	
Installation Service.....	1264
HORN.....	1173
Bracket.....	1173
HOSE/LINE.....	1200-1201
HUB.....	1005,1007
I	
IGNITION.....	954-958
Advance Unit.....	954
Booster.....	951
Coil.....	950,957,958
Condenser.....	951
Controller.....	951,958
Cover(Points).....	955
Kits.....	956,957
Magnet.....	1294-1296
Module.....	956-958
Points.....	951,954,955
Spark Plug.....	952,953
Timing Plug.....	842,955
Tune Up.....	951
Vacuum Switch.....	958
Wire.....	953,966
INDICATOR LAMP.....	992
INSPECTION TAG.....	1100
INSPECTION COVER.....	832,834,836
INTAKE MANIFOLD.....	978
EFI.....	978
J	
JETS.....	982-983
K	
KEY CHAIN/KEY HOLDER.....	1324
KEY.....	1325
KICKSTAND.....	917
KICKSTART.....	877-879
Conversion Kit.....	878
Pedal/Arms.....	878
Ratchet.....	877
Wiring.....	969
KROMMET.....	1145,1146,1147,1316
L	
LAPEL PINS.....	1324,1327
LENS.....	1136,1137,1139,1153

LEVERS

Pin & Bushing.....	997
LICENSE HOLDER.....	1142-1144
LIFTER BASE.....	857
LIFTS.....	1273,1274
LIGHTS	
Bar.....	1153
Bulbs.....	1106,1107,1114,1140-1141
Fender.....	1129,1131-1132,1169
Gasket.....	1165
Headlamp.....	1091-1093,1095-1109
Indicator.....	1101,1168
Marker.....	1148-1151,1150,1154
Reflector.....	1166
Signal.....	1154-1164,1220
Spotlamp.....	1110-1115
Tachometer/Speedometer.....	1168
Tail Lamp.....	1116-1138
Turn Signal.....	1154-1164
LOCK TAB LIST.....	1317
LOWERING KIT.....	927
LUGGAGE RACK.....	919,1013

M

MAGNETO.....	1294-1296
MAINSHAFT.....	867
MANIFOLD.....	978,979
MANUALS.....	1268-1269
MASTER CYLINDER	
Cover/Gasket.....	897
Front.....	1052-1053
Rear.....	897
Rebuild.....	897
MIRROR.....	1176-1195
MODULE.....	958
MOTOR SHOP SERVICES	
Cam Bushing Service.....	844,1264
Alternator Ring Replacement.....	1263
Cam Bushing XL.....	844,1264
Crankshaft Balance.....	1263
Cylinder Boring.....	1260
Cylinder Sleeveing.....	1260
Flywheel Balancing.....	1262
Flywheel Remanufacture.....	1261
Fork Leg Bushing Install.....	1265
Fork Leg Internal Conversion.....	1265
5 Speed Rebuild.....	1265
Generator Rebuild.....	1263
Head Remanufacture.....	1269
Head Resurface.....	1264
Mainshaft Assemblies.....	1267
Magneto Rebuild.....	1294
Spark Plug Helicoil Service.....	1264
Valve Seat Service.....	1265
Wheel Truing/Build.....	1265
MOTORCYCLE COVER.....	1266
MUD FLAP.....	923

N

NECK CUP KIT.....	916
NUT LIST.....	1321,1322

O

OIL

Cap.....	1000
Cooler.....	999
Cover(Tank).....	1000,1001
Dipstick.....	999
Filter.....	1002,1003
Gauge.....	994
Line.....	866
Pressure Switch/Pressure.....	865,866
Pump.....	866
Seal List.....	866
Tank.....	932,1000-1001

P

PATCHES (CLOTH).....	1323
PARTS MANUAL.....	1268-1270
PEGS.....	1062-1073
PETCOCK.....	1296-1298
PILLION PAD.....	844,845,929
PIN LIST.....	1318
PINION.....	844,845,929
PIPES.....	945-946
PISTON.....	960-961

PLUGS

End Plug (Handlebar).....	1090
Fork.....	913
Magnetic.....	874,1000
Oil Tank.....	999,1000
Spark Plug.....	952,953
Timing.....	955
Transmission.....	869,874
POINTS.....	954
Cover.....	935
POLISH/CLEANERS.....	1271
PRIMARY	
Chain.....	885
Cover/Trim.....	832-834
Derby.....	834
Dress Up Kits.....	834-835
Inspection (Cover).....	832
PULLEY	
Cover.....	888,920
Guard.....	889
PUSHROD.....	848
Cover.....	849
Engine.....	848

R

RACE.....	844
RAIL.....	919
REGISTRATION HOLDER.....	1120
REGULATOR/RELAY.....	960
Covers.....	960
RINGS.....	862
RISER.....	1034-1040
ROCKER	
Arm.....	850
Cover/Trim.....	840,850
End Caps.....	850
Gasket.....	864
ROD	
Brake.....	891
Connecting.....	842,843
Clutch.....	842
ROLLER PIN LIST.....	1316
ROLLER.....	843

S

SADDLEBAG.....	1011
SCREW LIST.....	1322
SEAL LIST.....	1315,1316
SEALANT.....	1271
SEAT	
Rigid.....	1010
Solo.....	1011,1012
SERVICE MANUAL.....	1268,1269,1270
SHAFT	
Motor Sprocket.....	887
Pinion.....	844,845,929
Rocker Arm.....	850
Shift Fork.....	874
SHIFT.....	874
Cam Follower.....	874
Fork.....	874
Lever.....	890
Linkage/Rod.....	891
Peg.....	890
Shaft.....	873
SHIM LIST.....	866,1307
SHOP SERVICES.....	1261-1265
SHOW BIKE BOLT KIT.....	847
SISSY BAR/PAD.....	919,1240
SLIDER.....	912
SOLENOID.....	965
SKULL STUFF.....	1017-1022
SPACER LIST.....	1320
SPARK PLUG.....	953,967
Helicoil Replacement.....	1265,1306
SPEEDOMETER.....	990,991
Brackets.....	982
Cable.....	988
Drive Unit.....	988,989
Sensor/Sending.....	989
SPOKE.....	1009
SPOOL WHEEL.....	1218
SPOTLAMP.....	1110-1115
SPRING FORK.....	1217-1221
SPRING FORK REBUILD.....	1265

SPROCKET

Chain Conversion.....	889
Compensating.....	887
Cover.....	878,875,886,892
Drive.....	886
Motor.....	887
Offset.....	886,889
Rear.....	886
Shaft.....	846
STARTER.....	963,964,966
Cover.....	963,965
Drives.....	966
Housing.....	965
Relay.....	964
Solenoid.....	965
STATOR.....	959
STRUT.....	924
STUD LIST.....	1312
SUSPENSION.....	926-928
SWING ARM.....	930,931
SWITCH	
Brake.....	898
Handlebar.....	1047
Ignition.....	967
Oil Pressure.....	866
Repair.....	1051
Vacuum.....	958

T

TACHOMETER.....	990-991
Cable/Gear.....	1296
TAIL LAMP.....	1116-1138
Assemblies.....	1116-1138
Bulb.....	1141
Connector.....	1141
Fender Mount.....	1117,1129,1131,1132
Lens.....	1137-1138
License Bracket.....	1137-1139
Side Mount.....	1121-1128
Tombstone.....	1134,1135
Vintage.....	1132-1134,1136,1137
Wiring.....	1128
TAPPET.....	835,848,851
Base Cover.....	835,852
THROTTLE.....	985
TIMING.....	832,955
TIRE.....	1210-1217
Tube.....	1217
Valve Stems.....	1217
TOOL	
Box.....	1013
Kit.....	1267
XL.....	929
TRANSMISSION.....	868-870,873
Countershaft.....	872
Door.....	874
Drain Plug.....	869
Mainshaft.....	871
Pawl.....	874
TRIPLE TREE.....	909
Conversion Kit.....	910
Spring Fork.....	1219
Stem Nut.....	921
TUBE (Tire).....	1217
TUNE UP.....	951
Advance Unit.....	954

V


VALVE.....	852,853
Guide.....	854
Keepers.....	855
Seal.....	855
Seat Service.....	1264
Springs/Collar/Key.....	855
VELOCITY STACK.....	972
VOLT REGULATOR.....	960

W


WHEEL.....	1008,1009
Adjuster.....	1007
Axle.....	1005,1006
Building and Truing.....	1265
Hub.....	1005
Rim.....	1009
Spoke.....	1009

WHEEL CONTINUED

Spool.....	1218
WINDSHIELD.....	1014
WIRING	
Enrichment Device.....	935
Fuse.....	967
Handlebar.....	969,1049,1050,1061
Harness.....	968,969
Shrink Wrap.....	967
Spark Plug.....	953
Switch.....	960
Terminal/Connectors.....	968
Tail Lamp.....	968
Tie Strap.....	968
WRIST PIN.....	843,860,861
XL TOOLS.....	929



Dress Up Kit



XLCH Motor Plaque features 1971 style Ironhead Sportster.
VT No. 48-0372

V-Twin Chrome Dress Up Kits include chrome primary cover trim, cam cover trim, rocker box cover trim, master cylinder cover and chrome sprocket cover. Also included is chrome brake pedal and chrome shift lever to add a finished touch. **Note:** 2004-up models require purchase of primary derby cover available separately.

VT No.	Item	Year
42-0799	With Brake/Shift Pedal	1991-03
42-0846	Without Brake/Shift Pedal	1991-03
42-0947	Without Brake/Shift Pedal	2004-up



1991-2003 Right Side



Left Side



1991-2003 Primary Cover



Form Fitting Chrome Steel Covers fit over stock primary covers to mirror the contour for a skin tight fit. Covers are held in place by existing hardware. Installation takes less than 10 minutes.



Chrome Primary Cover Trim fully covers the existing aluminum primary and is secured in place by the 5 of the existing screws. 1994-2003 type available as cover with choice of derby as listed on this page. 42-0996 requires the re-installation of clutch cable for installation and purchase of derby.

VT No.	Year	Type
42-0750	1991-2003	Full
42-0996	1994-2003	Open Derby



Outer Primary Covers available as cover only or kit which includes cover, allen screw set, inspection covers and gasket.

Chrome Cover	Black Cover	Kit	OEM	Year
43-0221	—	43-0234	25430-89	1991-1993
43-0220	43-0375	43-0235	25460-94	1994-2003


Chrome Inspection Cover Set for 1991-93 models.

VT No.	Item
37-8992	Cover Set
42-0868	Cap, each
14-0917	O-Ring for Cover
37-8701	Screws, chrome
14-0547	O-Ring for Screws



Chrome Chain Inspection Cover fit 1994-2003 models.

VT No.	OEM	Item
42-0756	34761-94	Chain Cover Inspection
14-0917	11188	O-Rings for Above
42-0756	37-8701	41191-74 Screws for Above



Clutch Inspection Covers

Chrome	Black	Finish/Style
42-0757		Smooth, 1994-2003
42-0951		Eagle Spirit, 1994-2003
42-0952		Gold Eagle Spirit, 1994-2003
42-0678		Raised Chrome Skull, 1994-2003
42-1018		Skull, 1994-2003
42-1019		Flame, 1994-2003
42-1031		USA Flag, 1994-2003
14-0570		O-Ring For Above, 25463-94
	42-0142	Raised chrome skull 1993-2003



Primary Covers



Outer Primary Cover for XL. Order hardware, derby cover and gaskets separately.

Chrome Black Fits

43-0220 43-0375 1994-03

43-0287 2004-06

43-0285 43-0372 2007-up

42-0996 42-0360 Primary Cover Trim, 1994-2003

42-0939 42-0359 Primary Cover Trim, 2004-up



Chrome Black Item

42-0933 42-0357 Cam Cover Trim

42-9975 42-0358 Cam Cover Trim

43-0185 43-0329 Sprocket Cover

43-0149 43-0330 Sprocket Cover

42-0845 42-0383 Transmission Sprocket Cover Trim

42-0930 42-0384 Transmission Sprocket Cover

Die Cast Primary Covers are manufactured from a casting process. It is the nature of parts produced from this process to have small random subsurface imperfections that can be uncovered during the polishing process. These may appear as very small cosmetic imperfections after chrome plating. We also do not polish in areas that are not readily visible once assembled on the motorcycle or by polishing machines such as small depressions or tight corners. As these conditions are common in polished and chrome-plated castings, a reasonable standard of acceptability has been established to bring you the highest quality product at an affordable price. This part meets Perma Chrome™ cosmetic standard. The aforementioned cosmetic conditions are considered reasonable for this part and are not considered warrantable.



Rocker Box Top Cover includes D-ring kit.

Black	Chrome	Fits	Pieces
42-0362	42-0789	1986-1990	4
42-0363	42-0946	1986-2003	4
42-0352	42-1063	2004-2006	4
42-0353	42-0364	2007-2012	4



Black Wrinkle Finish Outer Primary Cover

VT No.	OEM	Fits
43-0463		2004-05
43-0464	25307-06	2006-up

Engine Dress Kit



Dress Kits for XL's include all die cast replacement parts as pictured.

VT No.	Year
42-0690	1994-03
42-1055	1991-93




2004-up Primary Cover



Outer Primary Covers available as chrome cover only or kit which includes chrome cover, chrome allen screw set, inspection covers and gasket. ****Note:** Black Wrinkle Finish.

Chrome Cover	Black Cover	Kit	OEM	Year
43-0263	—	43-0275	25460-04	2004-05
43-0287*	—	—	25460-04	2004-05
43-0462	43-0464**	—	25460-06	2006-up
43-0285*	—	43-0284	25539-06	2006-up
—	43-0372	—	—	2007-up

***Note:** Perma Chrome Brand



2004-up Derby Covers are chrome except 42-0713 which is gold inlay.

VT No.	Style
42-0713	Eagle Spirit, Gold
42-0728	Eagle Spirit, Chrome
42-0967	Smooth
42-1017	Flame
42-1045	USA
42-0141	Skull
42-1266	Chrome skull
42-0192	Chrome, smooth
42-0193	Black, smooth
42-0468	Chrome with chrome flame
42-0469	Black with chrome flame
42-1251	Black with chrome skull
42-1255	Chrome with chrome skull
42-1256	Chrome with black skull
42-0968	Inspection Cover
42-1374	Chrome Air Flow
42-1378	Black Air Flow
42-1278	Black with chrome skull



Form Fitting Chrome Steel Covers fit over stock primary covers to mirror the contour for a skin tight fit. Covers are held in place by existing hardware. Installation takes less than 10 minutes.




2004-up XL Trim bolts over existing stock primary cover. Order inspection and derby cover separately. Clutch cable must be removed and reinstalled for installation.

Chrome	Black	Item
42-0939	42-0359	Cover
37-1201	—	Screw Set

Snap Cap™


Easy to Install!



Chrome Bolt Cap Cover Kit for Sportster.

VT No.	Model	Kit Quantity
37-9532	2004-up	77
37-9534	2004-up Engine	63
37-9533	1984-03	74

These bolt cover kits will make any bike look great and are also for custom builders use. Easy to install these new kits have beautifully designed pieces to cover the raw OE bolt heads on engine, transmission, primary and more, each kit includes detailed instruction for installation on each model as listed, all covers in each kit are individually packed and numbers for identification. Installation has never been easier.



300 Piece Assortment!

VT No. 37-1505



Chrome Caps snap on knurled allen screws for ease of installation. Packs of 100.

VT No.	Fits
37-1502	1/4"
37-1503	5/16"
37-1504	3/8"
37-1505	Assortment

- Snap On
- Tight Fit
- Easy Installation
- Universal Use



1986-90 Dress Up Kit




Left Side



Right Side

V-Twin Chrome Dress Kits for 1986-90 XL models includes chrome primary cover with inspection covers, cam, rocker box, master cylinder and sprocket covers. Also included is chrome brake pedal and chrome shift lever to add a finished touch. Hardware for installation included.

VT No.	Type
43-0316	With brake/shifter pedal
42-0847	Without brake/shifter pedal
42-8690	With brake/shifter



1986-90 Gold Show Kit includes all acorn nuts for engine.
VT No. 7919-G

Die Cast Primary Covers are manufactured from a casting process. It is the nature of parts produced from this process to have small random subsurface imperfections that can be uncovered during the polishing process. These may appear as very small cosmetic imperfections after chrome plating. We also do not polish in areas that are not readily visible once assembled on the motorcycle or by polishing machines such as small depressions or tight corners. As these conditions are common in polished and chrome-plated castings, a reasonable standard of acceptability has been established to bring you the highest quality product at an affordable price. This part meets Perma Chrome™ cosmetic standard. The aforementioned cosmetic conditions are considered reasonable for this part and are not considered warrantable.

Tappet Base Cover



Chrome Cylinder Base Cover fits the area cylinder base on left side of engine. Fits 2004-up.
VT No. 42-1171



42-1171 Installed



Chrome Tappet Covers fit 1986-90, four piece. Presses onto tappet block.
VT No. 42-0113



Chrome Tappet Base Cover is die cast one piece covering the area from the pushrod tube base to the cam cover. Fits 1991-2003.
VT No. 42-0447



Chrome Tappet Bar Base Cover. Fits 2004-up XL.

VT No.	Item
10-0565	Base Set
2224-8	Screw Set
15-1273	Gasket and Pushrod Tube O-Ring Kit



Chrome Tappet Block Cover Set features contour for perfect fit over existing stock style lifter blocks, securely held in place by 4 chrome allen screws supplied. Pushrods must be removed for installation. Original design by Motoy-Cycle™ Accessories. 1957-85 XLH-XLCH.
VT No. 42-0115



1986-90 Primary Cover



Chrome Outer Primary Covers available as chrome cover only or kit which includes chrome cover, chrome allen screw set, inspection covers and gasket. Replaces 25430-86.

VT No.	Item
43-0128	Chrome
43-0371	Black
43-0236	Chrome Kit



Chrome Inspection Cover Set for clutch and chain on primary cover for 1986-90.

VT No.	Colony	U/M	Style
37-8690	—	Pair	Stock
37-8991	—	Pair	Hex
8776-2T	8776-2	Each	Hex
	2558-1	Each	Allen



Primary Cover Gasket Kit includes gaskets and small parts for left side repairs.

GB No.	Fits
15-0624	1967-76 XLH 1971-76 XLCH
15-0625	1977-79 All
15-0627	1980-89 All
15-0674	1990
15-0698	1991-2003 All
15-0880	2004-up

GB No.	Fits
15-1428	1967-76 XL
15-0873	1977-90 XLH-XLCH
15-1429	As Above Foamet® with Silicone Bead
15-0874	1991-2003 All XL
15-1427	As Above Foamet® with Silicone Bead
15-0881	2004-up

Primary Cover Gaskets.

GB No.	James	OEM	Fits
15-0388	—	34955-04	2004-up Primary Cover
15-0056	—	As Above	Metal with foam rubber coating
15-0307	—	34955-89A	1991-2003 XL Primary Cover
15-0769	—	Pair	1991-2003 XL Primary Cover
15-0647	15-1154	34955-89X	1991-2003 XL Primary Cover with Bead (.030")
15-0057	—	As Above	Metal with foam rubber coating
—	15-1423	As Above	Foamet® with Bead
15-0646	15-1153	34955-75X	1977-90 XL/XR 1000 Primary Cover with Bead (.030")
15-0170	15-0912	34955-75	1977-90 Primary Cover
15-0058	—	As Above	Metal with foam rubber coating
—	15-1425	As Above	Foamet® with Silicone Bead
15-0211	—	34624-77	1977-90 Footpeg Stud
15-0169	15-0911	34955-67A	1967-76 XL Primary Cover
15-0406	—	As Above	With Silicone Bead
—	15-1424	As Above	Foamet® with Silicone Bead
15-0168	15-1042	34952-52A	1952-69 XL Primary Cover
15-1215	—		52-69 XL Primary Cover Thick
15-1540	—	34986-04	2004-up Inspection Cover
15-0190	15-1046	35169-52	1952-84 Mainshaft Plate
15-0212	15-1053	37762-52	1954-70 Clutch Cover
15-0178	15-0920	60567-36	1958-69 Inspection Cover
15-0663	—	63858-49	1984-98 Evolution Rocker Cover Bolt Washer

15-0307



Primary Hardware Screw Sets for Sportsters



Stock Screw



Acorn Screw



Allen Screw

Primary Screw Sets for Sportsters.

Chrome	Cadmium	Type	Years	Model
9852-5	9853-5	Stock	1952-56	K
—	9851-5	Stock	1957-66	XL-XLH
8890-20	8891-20	Stock	1964-69	XLCH
8892-12	8893-12	Stock	1967-70	XLH
9753-9	—	Allen	1957-69	XLCH
8785-12	—	Allen	1971-76	XLCH-XLH
8785-12T	—	Allen	1971-76	XLCH-XLH
8788-11	—	Allen	1977-85	XLCH-XLH
8788-11T	—	Allen	1977-85	XLCH-XLH
9749-11	—	Allen	1986-90	XL
9749-11T	—	Allen	1986-90	XL
9767-15	—	Allen	1991-93	XL
9767-15T	—	Allen	1991-93	XL
9769-17	—	Allen	1994-2003	XL
9769-17T	—	Allen	1994-2003	XL
2220-24	—	Allen	2004-up	XL
7149-11	—	Acorn	1971-76	XLH, XLCH
9768-15	—	Acorn	1991-93	Evolution XL's

1971-85 Dress Up Kit



V-Twin Dress Up Chrome Engine Dress Up Kits for XL's.

1971-83 type kits include primary cover with plugs, sprocket/kicker cover and cam cover trim. Chrome hardware is included to facilitate assembly. Rocker boxes are not included.

VT No.	Years	Model	Starter
43-0310	1971-76	XLCH	Kick
43-0311	1971-76	XLH	Kick and Electric
43-0312	1977-78	XLCH	Kick
43-0313	1977-78	XLH	Kick and Electric
43-0317	1979	XLH	Kick and Electric
43-0314	1980	XLH	Electric
43-0315	1981-82	XLH	Electric
43-0318	1984-85	XLH	Electric with Alternator

1971-85 Primary Cover Kit



43-0227



43-0226

XLH-XLCH Outer Primary Covers available as cover only. VT No. 43-0328 fits Iron Head models with alternator in clutch drum.

VT No.	OEM	Finish	Fits
43-0227	34949-75A	Chrome	1977-83
43-0105	34949-75A	Polish	1977-83
43-0328	25430-84	Chrome	1984-85
43-0225	34949-71	Polish	1971-76
43-0226	34949-71	Chrome	1971-76



43-0225



43-0237



43-0238

Chrome Primary Cover Kits for 1971-83 XLH-XLCH models. Kits include chrome die cast outer primary cover with bearing installed, inspection cover, clutch adjuster cover, gasket and chrome allen screw set.

VT No.	Years	Fits
43-0237	1971-76	Generator
43-0238	1977-83	Generator
43-0254	1984-85	Alternator

Inspection Plugs



Hex Type 37-8999



Stock Type 37-0050

Primary Cover Chrome Caps for 1971-84. Available as sets or each, in stock, slotted or hex design.

Hex Type.

Set	Each	Year	Fits
37-8999	—	1971-76	Filler Cap and Clutch Adjuster
—	7600-4	1971-76	Filler Cap
—	7600-4T	1971-76	Filler Cap
—	2559-1	1971-76	Filler
—	7601-2	1971-76	Clutch Adjuster
—	7601-2T	1971-76	Clutch Adjuster
37-8989	—	1977-84	Filler Cap and Clutch Adjuster
—	2557-1	1971-76	Clutch Adjuster
—	7809-2T	1977-84	Filler Cap
—	2879-1	1971-76	As Above

Chrome Stock Style.

Set	Each	Year	Fits
37-0050	—	1971-76	Filler and Clutch Adjuster
37-7176	—	1971-76	Set
37-7784	—	1977-84	Filler and Clutch Adjuster
—	37-0451	1952-70	Filler, Alloy
—	37-0452	1952-70	Filler, Chrome

Die Cast Primary Covers are manufactured from a casting process. It is the nature of parts produced from this process to have small random subsurface imperfections that can be uncovered during the polishing process. These may appear as very small cosmetic imperfections after chrome plating. We also do not polish in areas that are not readily visible once assembled on the motorcycle or by polishing machines such as small depressions or tight corners. As these conditions are common in polished and chrome-plated castings, a reasonable standard of acceptability has been established to bring you the highest quality product at an affordable price. This part meets Perma-Chrome™ cosmetic standard. The aforementioned cosmetic conditions are considered reasonable for this part and are not considered warrantable.



48-1985

Primary Cover Inserts feature adhesive back. Fits 1971-76.

VT No. 48-1985



Inserts for 1971-76 Primary are chrome steel with double-stick adhesive strip to fit in recess in aluminum primary cover, sold each.

VT No. 42-0609





1958-69

Primary Cover is constructed of stamped steel. Inspection cover included. Replaces 34949-64. Fits 1958-69 XLCH.

VT No. 42-0700



Dress Up Kit



V-Twin™ Dress Up Kit fits right side on XL models. **1983-03 kits** include chrome steel cam cover trim, chrome die cast sprocket cover, chrome master cylinder cover and hardware. **1980-82 kits** include chrome sprocket cover, chrome master cylinder and cam cover trim with hardware. **1971-78 kits** include chrome sprocket cover and cam cover trim with hardware. **2004-up kit** includes chrome dress trim to fit over sprocket and cam cover.

VT No.	Year	Model	Type
42-0894	1971-76	Chain	Kick
42-0898	1971-76	Chain	Electric
42-0895	1971-76	Chain	Kick and Electric
42-0896	1977-78	Chain	Kick
42-0899	1977-78	Chain	Electric
42-0897	1977-78	Chain	Kick and Electric
42-0914	1979	Chain	Kick and Electric
42-0680	1980	Chain	Electric
42-0658	1981-82	Chain	Electric
42-0650	1983-90	Chain	Electric
42-0651	1991-2003	Belt and Chain	Electric
42-0932	2004-up	Belt	Electric



Sprocket Cover Trim fits over existing cover for XL's as noted.

Chrome	Black	Years
42-0840		1986-90
42-0843		1981-85
42-0845	42-0383	1991-2003
42-0930	42-0384	2004-up





Chrome Trim



Dress Up Set features brilliant chrome covers to fit over originals aluminum covers which are formed to mirror the contour for a skin tight fit. Order derby, and points cover separately for 42-1052 and 42-1051.

VT No, Year
42-1050 1991-03
42-1052* 1991-03
42-1051 2004-up
***Note:** Open Derby Access




Chrome Right Side Cam Cover/Sprocket Cover Set for XL's includes both pieces with gasket and chrome allen screws for assembly.

VT No. Year
43-0449 1986-90
43-0450 1991-2003



Sprocket Cover Kit and Belt Guard. Fits 2004-up XL.
Chrome Black
43-0388 43-0389 Outlaw Sprocket Cover Kit
27-0832 27-0833 Outlaw Belt Guard



Cam Cover Trim installs over original cover for 2004-up XL.
VT No. Finish
42-0138 Alloy
42-0137 Black

Cam Cover Trim



Form Fitting Chrome Steel Covers fit over stock cam cases on XL models. No need to remove cam case or disturb cams or gears. Covers held in place by existing screws and related hardware as supplied. Note: 42-9962 is kickstart only. All other numbers are for electric start.

VT No. Fits
42-9961 1971-78
42-9962 1971-78
42-9968 1979-80
42-9963 1981-82
42-0110 1983-90
42-9975 1991-2003
42-0933 2004-up





1986-up Rocker Covers



Rocker Box Top Cover includes D-ring four piece kit.

Chrome	Black	Fits
42-0789	42-0362	1986-1990
42-0946	42-0363	1991-2003
42-1063	42-0352	2004-2006
42-0364	42-0353	2007-up



**2004-up Top
Rocker Cover
Set.**
VT No. 10-0566



**Chrome Lower Rocker Box
and Gasket Set** fits 1991-03
models.
VT No. **Item**
42-0220 Kit, 1991-03
43-0165 Lower Only 1999-03



Chrome Rocker Cover Screw Kits in acorn or allen type for 1986-up.

VT No.	Type
8868-16	Acorn
8931-16	Allen
9788-24	Button Head Allen




Sifton Rocker Box Breather Upgrade Kit
includes tap, drill bit, breather tubes and
instructions. Fits 1992-03 Evolution.
VT No. 16-0916

Rocker Box Dress Cover Set




**Chrome Rocker Box
Dress Cover Sets**
fits over rocker box
assembly without dis-
assembly of engine.
Chrome allen screws
included. Fits 1986-up.
VT No. 42-0796



Rocker Cover Sets. Kits include gaskets for both heads.

Chrome	Black	Fits	Pieces
42-0788	—	1986-1990	6
42-0792	—	1991-2003	6
42-5520	42-0352	1986-2006	4
42-5524	42-0353	2007-up	4



Chrome Rocker Box Covers for 1986-up models.

VT No.	OEM	Item	Finish	Fits
43-0151	17501-86	Top Cover	Smoth	1986-03
10-0566	17551-04	Top Cover	Finned	2004-up
10-0579		Top Cover	Smooth	2004-up
11-0585	17533-90	D-Ring		1986-03



Stock Style Hardware Kit contains all the stock engine nuts, bolts, washers and studs for the engine in choice of chrome or cadmium plating. Kit includes primary cover screws, lifter base screws, timing plug, cam cover screws, cylinder base nuts and washers, generator screws, head bolts and washers as required for each application.

Chrome	Cadmium	Fits
	8315 CAD	1957-66 XLH
8316 CHR	8316 CAD	1957-69 XLCH
8317 CHR	8317 CAD	1967-70 XLH, 1970 XLCH
8319 CHR	8319 CAD	1971-73 XLH-XLCH
8320 CHR	8320 CAD	1974-76 XLH-XLCH
8321 CHR	8321 CAD	1977-80 XLH-XLCH
8322 CHR	—	1981-86 XLH

Gardner and Wescott Allen Sets



Sportster Polished Chrome Motor Sets include side covers, generator, rocker box, top motor mount, lifter base and point cover.

VT No.	Fits
37-8092	1991-up Evolution XL
37-2087	1986-up Evolution XL
37-2088	1984 1/2 -85 Iron Head Alternator
37-2089	1977-84 1/2 Sportsters
37-2090	1971-76 Sportsters
37-2091	1957-69 XLCH



Chrome Allen Screw Sets fit 2004-up XL's.

VT No.	Fits
37-1201	Primary-Derby
37-1202	Timing Cover
2226-4	Sprocket Cover
37-1204	Tappet Blocks
37-1205	Rocker Box



Factory Type Studs for stock applications.

VT No.	OEM	Fits
12-2117	24751-75	1975-up XL Right Front Peg
12-0552	24752-75	1975-85 XL Left Front Foot Peg
12-2111	24811-59A	1965-72 Starter
12-1151	24817-52	1952-81 XL Right Case
8814-15	24819-52	1954-76 XL Oil Pump Set
12-1150	24825-82	1982-up XL Right Case
18-3123	37584-67	1952-70 XL Clutch Hub
12-1186	40018-77	1977-up XL Adjuster Shoe, each
8813-4	45840-48	1949-76 Glide Leg, pair
8826-6	45998-73	1977 up Glide Leg, pair
	72341-48	1973-up FX Leg Stud, pair

Hardware Kit



- Snap On
- Tight Fit
- Easy Installation

Wes Scott



Chrome Bolt Cap Cover Kit for Sportster

VT No.	Model	Kit Quantity
37-9532	2004-up	77
37-9534	2004-up Engine	63
37-9545	2004-up	109
37-9533	1984-03	74

These new bolt cover kits will make any bike look great and are also for custom builders use. Easy to install these new kits have beautifully designed pieces to cover the raw OE bolt heads on engine, transmission, primary and more, each kit includes detailed instruction for installation on each model as listed, all covers in each kit are individually packed and numbers for identification. Installation has never been easier.



Show Kits.


Allen	Gold	Year
—	7900-G	1957-64
—	7901-G	1965-70
—	—	1971-73
—	7903-G	1974-76
—	—	1977-84
—	7919-G	1986-90
—	—	1991-2002
1014-P	—	1991-93
—	—	1994-2003



COLONY

Caps Show Bike Kits in chrome finish.

VT No.	Fits
8517	1984-86 Evo 4 Speed
8518	1985-86 Evo 5 Speed



Cam and Primary Chrome Screw Sets include inspection and sprocket screws. By Gardner Wescott.

VT No.	Year
37-8508	1991-up
37-8509	1986-90
37-8510	1977-85
37-8511	1971-76





Flywheels



Complete Flywheel Assembly is shipped complete, assembled and trued with shafts.

VT No.	OEM	Fits	Type
10-1130	23900-57A	1957-76 XL	Motor Shop
10-1010	23900-75	1977-80 XL	S&S
10-1131	As Above	Motor Shop Ready	
10-1132	23900-75B	1981-85 XL	Motor Shop Ready



Truett & Osborn Flywheel Sets feature original weight right and left sides.

VT No.	Fits	
10-1012	1957-80	TRUETT & OSBORN
10-1030	1981-85	


Case Bolts



9878-13

Engine Case Bolt Kit includes the necessary hardware to bolt together the motor cases of the years listed in cad plated finish.

VT No.	Fits
9878-13	1957-76
9879-31	1977-90



Rear Engine Case Studs. Set of 3.

VT No.	OEM	Years
12-1151	24817-52	1952-81
12-1150	24825-82	1982-90



Chrome Engine Case Allen Bolt Kit fasten engine case halves. Fit 2004-up.

VT No. 2217-8



Shovelhead Style Rocker Boxes for 2014-up Sportster. Cast finish. left.


VT No. 43-1096



10-0179

S&S Rods are heavy duty replacement rod sets included wrist pin bushings, rod races, matched rods, pins, rollers-cages, and nuts, for stock or stroker use. Use "Heavy Duty" or "Supreme" which is recommended for drag strip applications.

Heavy Duty	Supreme	Fits
10-0179	10-0191	1957-81 XL
10-0180	10-0194	1981-85 XL
10-0187	—	1986-99 XL-Evolution 883-1200



8610-1

A



B

9402-1


A. Timing Plug fits all Sportster timing plug holes and oil tanks.

VT No. Finish

8610-1	Chrome
8611-1	Cadmium

B. Allen Style Plug use on all 1970-up replaces 720.

9402-1	Chrome
9403-1	Cadmium
37-9206	Chrome by Gardner-Westcott
9960-1	Chrome (Oversize)



V-Twin™ Replica Stock Replacement Rod Sets include new rods, crank pin, nuts, cages and standard rollers which are fitted and assembled. Piston pin bushings are installed and honed for stock wrist pin.

VT No.	OEM	Years
10-0176	24275-57	1957-80
10-0196	24275-80	1981-85
10-0142	24275-86A	1986-99
10-0881		2000-up



Sifton Crank Pin Kit includes crank pin, rod races, standard rod rollers, and retainers.

VT No.	Years
10-2572	1954-Early 81
10-2573	Late 1981-86



Rod Bearing Sets With Set of 3 Cages fitted with standard size Torrington rollers for connecting rods. The cage material is noted.

VT No.	OEM	Cage	Year
10-0140	24370-52B	Alloy	1952-86
10-2567	Cage Set	Alloy	1952-86
10-2557	24354-87A	Steel	1987-99



Crank Pin Lock Kits include 2 nuts, 2 locks and mount screws. Nuts and locks are also available separately. Fits 1954-81.

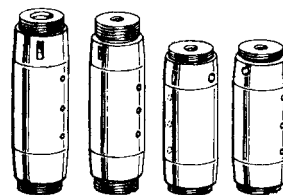
VT No. 10-0183



Alloy Cage Connecting Rod Roller Sets for 1957-99 XL's.

Size	1957-Early 86
Standard	10-0160
.0002 oversize	10-0161
.0004 oversize	10-0162
.0006 oversize	10-0163
.0008 oversize	10-0164

Rod Assembly



Crank Pin

Crank Pins are made of 8620 steel with .062 heat treated penetration. *Note: One Hole.

Years	OEM	Jims 3 Hole	Eastern 3-Hole	V-Twin 2-Hole	V-Twin 3-Hole
1954-81	23960-54	10-8359	10-0550	—	10-0552
L1981-99	23960-80A	10-8361	10-0192*	10-1210	—



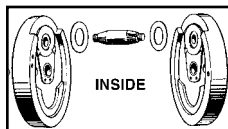
Connecting Rod Race Sets made from 52100 steel and hardened. Fits 1957-85.

VT No.	Size
10-0137	STD
10-0827	.010 Oversize



Wrist Pin Bushings are available in bronze replica type or Sifton Ampco 45 for all XL's. Replica type sold in pairs. Sifton type sold each.

Size	VT No.	Type
STD	10-0760	Replica
STD	10-0766	Sifton
.005	10-0762	Replica
.010	10-0763	Replica



Crank Pin Flywheel Washer



Crank Pin Flywheel Washers sold in pairs.

Inside	OEM	Type	Fits	Size
10-1150	6506	Bronze	L1979-86	Standard
10-1149	6506B	Bronze	L1979-86	.005 Oversize
10-1167	6508	Bronze	1987-99	Standard
10-1151	23972-57	Steel	1957-71	.072
10-1273	23972-57A	Bronze	1957-71	.073 with fly cut
10-1164	23972-72	Bronze	1972-E79	.062
10-1168	23972-72	Bronze	1972-E79	.005 Oversize
10-1285	23972-72A	Bronze	1972-E79	.060 with fly cut



Crank Pin Nut Sets.

Eastern	Jims	OEM	Fits
12-0522	12-0604	23967-54A	1954-Early 81
12-0565	12-0600	23901-81	Late 1981-99



Crank Pin Nut Lock Plate. Fits 1957-81.
VT No. 17-0914

100 Quantity Pack Only.

Size	Long	OEM	Short	OEM
Standard	12-4561	9150A		9441A
.0002	12-4562	9152A	12-4554	9442A
.0004		9154A	12-4555	9443A
.0006	12-4564	9156A		9444A
.0008	12-4565	9158A		9445A
.001	12-4566	9160A	12-4558	9446A



Pinion and Shaft Hardware



Sprocket and Pinion Shaft Key. Sold in 10 pack. Replaces 23985-12. Fits 1954-81.
VT No. 12-0200



Nut, Sprocket and Pinion Shaft Taper End. Sold as a 5 pack.

Eastern	OEM	Fits
12-0531	8011	1954-80
12-0516	23902-81	1981-85



Lock Plate, Sprocket and Pinion Shaft.

Sold in 10 pack.

VT No.	OEM	Fits
17-0913	24016-36A	1957-80 XL
17-0917	24018-72	1972-81 Big Twin



Nut, Pinion Shaft Gear End.

Eastern	OEM	Fits
12-0536	7913	1977-90
12-0577	7916A	1991-up



Pinion Bearing Sets for 1954-76 XL right side includes rollers and cages. Washers and snap rings included when required except where *noted.

VT No.	Item
10-2536	Kit
12-0403	Cage
Bearing Only	
12-0321	1977-86
10-2531	1977-84 Race for above

1987-up Pinion Bearings.

VT No.	OEM	Item
10-8530	8881	Outer Race
12-0946	11177	Retaining Ring
10-1279	24647-87	Blue Bearing Assembly
10-1280	24650-87	Red Bearing Assembly
10-1283	24658-87	Inner Ring
10-1281	24659-87	White/Grey Bearing Assembly
10-1282	24660-87	Green Bearing Assembly



10-1281



Case Race machined and ground to factory specifications.



Pinion Right Side Case Race

Jims	Eastern	Size	Year
10-0252	10-0200	Standard	1954-76
—	10-0201	.002	1954-76
10-0253	10-0202	.005	1954-76
10-0254	10-0203	.010	.010 1954-76
—	12-0250	10 pack	1954-76 Set Screw
—	10-0755	Standard	1986
—	10-8530	Standard	1987-up
—	10-8531	.002	1987-up
—	10-8534	.005	1987-up

10-0404



Pinion Shafts. Precision ground for fit.

Jims	Eastern	VT No.	Item	Year	OEM
10-8330	10-0404	—	Pinion Shaft	1957-76	24005-57
—	10-0405	—	With Race	1977-E81	24008-75A
10-8354	10-0399	—	With Race	L1981-85	24005-80
—	10-2531	—	Race Only	1977-86	24009-77
—	—	12-0321	Bearing Only	1977-86	24648-77



12-1394


Pinion Shaft Gears. White is largest, brown is the smallest. *Note: Motor Shop Brand.

1952-76	1991-99
24011-37	

Standard 12-1394*

Standard 12-1473

White	—	12-1469
Red	—	12-1468
Blue	—	12-1467
Green	—	12-1470



10-0711

XL Cam Gear Bushing Kits include bushings for #1, 2, 3 and 4. Cams. standard size. Fits 1957-90. **VT No. 10-0711**



10-8265



10-8266



10-8267

Cam Bushing Kit.

VT No.	Year
10-8265	1986-90
10-8266	1977-85
10-8267	1957-77
10-8273	1991-96



10-8273



Genuine Torrington Bearing Set.

4 piece set for XLS 1957-85.

VT No.	Brand	U/M
10-8285	V-Twin	4
10-8283	Torrington	4
12-0425	V-Twin	Each



Cam Thrust Washers for 1958-up.

VT No. 17-0921



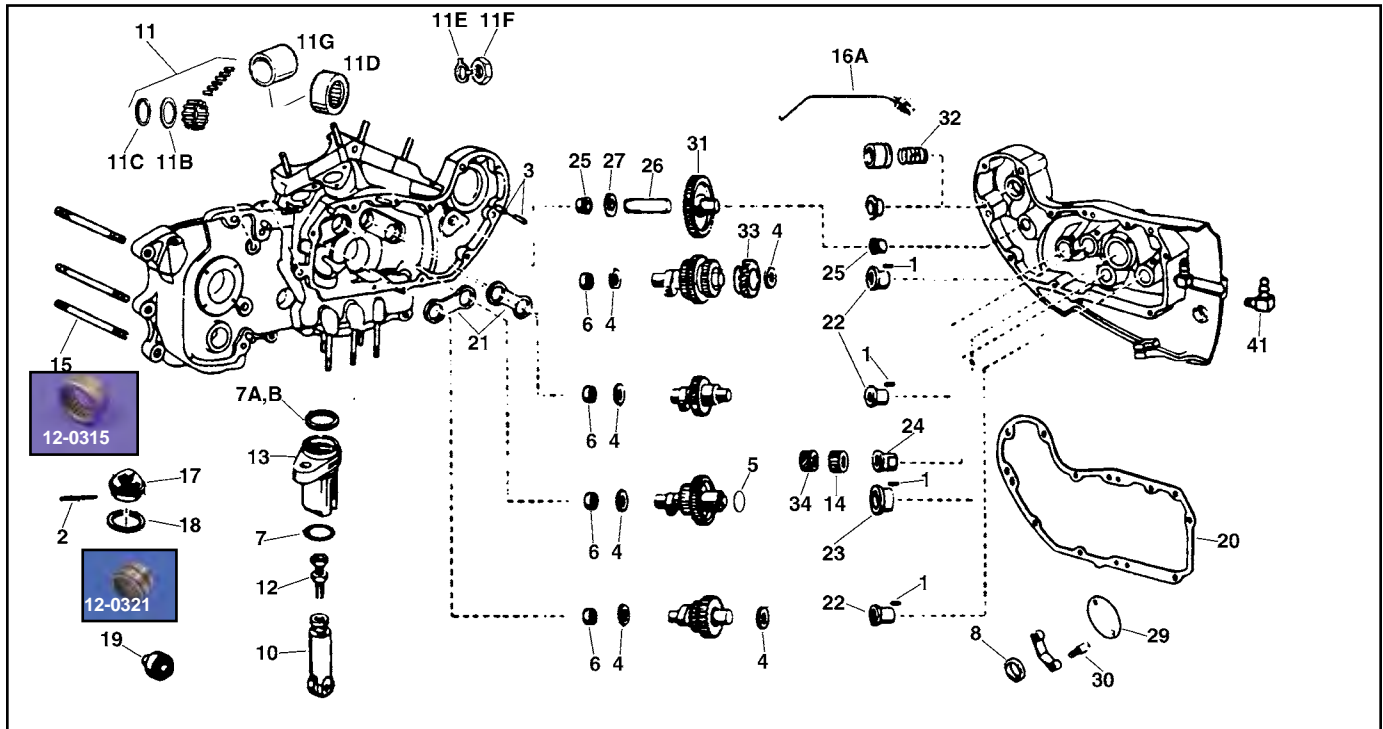
Motor Shop Cam Cover

Bushing Service will install new bushings in right side case and cam cover for 1957-up XL models.

VT No. 60-0131

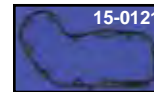


Pinion Parts



VT No.	#	OEM	Description	Year
12-1184	1	275	Pin Bushing	1954-90
12-1173	2	333	Pin, Strainer	1952-76
12-1172	3	375	Pin, Casing	1957-76
12-0705	4	6769	Shims Cams .007	1952-85
12-0706		6770	As Above .005	1952-85
12-0716		6771	As Above .015	1952-85
12-0717	5	6773	Shim #2 Cam .005	1952-85
12-0718		6775	As Above .010	1952-85
12-1258		6778	As Above .015	1952-85
12-0315	6	9057	Bearing Cam	1952-90
12-2552	6	25598-91	Bushing Cam	1991-up
14-0500	7	11100	O-Ring Block	1952-85
14-0501	7A	11101	O-Ring Pushrod	1979-85
15-0116	7B	17955-36	Cork, Pushrod (12)	1952-E79
14-0100	8	11124	Seal, Cam Cover	1957-up
10-0502	10	18508-52B	Cam Follower Standard	1957-86
10-0503		—	Cam Follower .005 Oversize	1957-86
10-2536	11		Pinion Bearing Kit	1954-76
10-1154	11B	24692-54	Washer	1954-76
12-0913	11C	24701-54	Ret. Ring	1954-76
12-0321	11D	24648-77	Bearing	1977-84
10-2531	11G	24009-77	Race	1977-84
17-0918	11E	7044A	Lock	1979-up
12-0536	11F	7913	Nut	1977-90
12-0577	11F	7916A	Nut	1991-up
10-0517	12	18554-57	Tappet Adjusters	1957-85
10-0522	13	18607-57A	Tappet Block (Jims)	1957-85
10-0182	13	18607-57A	Tappet Block Set	1957-85
12-1394	14	24011-37	Pinion Gear	1957-76
12-1473	14	24011-37	Pinion Gear	1957-76
Note:	14	24059-74	Pinion Gear See Chart	1977-up
12-1151	15	24817-52	Stud (3) Casing	1954-81
12-1150	15	24825-82	Stud (3) Casing	1982-up
40-0121	16A	24912-52A	Breather Pipe Chrome	1954-82
12-1512	17	24975-37	Oil Strainer	1954-72
12-1511	19	25075-55	Breather Valve	1952-76
15-0121	20	25224-52	Gasket, Cam Cover	1952-81
15-0124		25263-81	Gasket, Cam Cover	1981-85
15-0245		25263-86	Gasket, Cam Cover	1986-90
17-0921	21	25551-58	Cam Thrust Plate	1958-90
10-0709	22	25586-37	Bushing Cam	1952-up
10-2540	22	As Above	.005 Oversize	1952-up
10-0710	23	25588-57	Bushing #2 Cam	1952-90
10-2541	23	As Above	.005 Oversize	1952-90

VT No.	#	OEM	Description	Year
10-8538	23	25588-91	Bushing #2 Cam	1991-up
10-0712	24	25593-57	Bushing Pinion	1957-76
10-2544		As Above	.005 Oversize	1957-76
10-0713	24	25593-74	Bushing Pinion	1977-up
10-0715	25	25597-57	Bushing Idler	1952-85
10-2546	25	As Above	.005 Oversize	1952-85
10-2499	26	25787-57	Stud, Idler Gear	1957-85
15-0217	27	25811-11	Washer, Idler Gear	1957-85
10-0197	26 and 27		Idler Stud Kit	1957-85
N/A	29	32591-70	Gasket, 2 Hole	1970-79
15-0156		32591-80	Gasket, 4 Hole	1980-95
32-0051	30	32601-78	Stud, Ignition	1972-79
12-1451	31	25776-57	Idler Gear	1957-84
13-0106	32	25287-37	Breather Spring	1957-62
12-1400	33	25517-71	Tach Drive Gear	1971-80
12-1290	32A	25265-63	Breather Deflector	1963-78
12-0421	34	26818-37	Oil Pump Drive Gear	1957-76
12-1380	34	26318-75	Oil Pump Drive Gear	1977-87
12-1377	34	26318-88A	Oil Pump Drive Gear	1988-up
17-0519	41	62375-57	Vent Hose Fitting	1970-up
12-0215	42	11219	Oil Pump Drive Key	1988-99
12-0213	43	11204	Rear Intake Key	1980-85



15-0121 Cam Cover Gaskets.

GB No.	James	OEM	Fits
15-0214	24978-57		1957-81 Oil Strainer
15-0564	—	Pair	1954-Early 81 Cam Cover
15-0121	15-1078	25224-52A	1954-Early 81 Cam Cover
15-0124	15-0931	25263-81	1982-85 Cam Cover
15-0245	15-0932	25263-86	1986-90 Cam Cover
—	15-1255	As Above	With Silicone Bead
15-0308	15-1256	As Above	1991-99 Cam Cover With Silicone Bead
—	15-0933	25263-90A	2000-up Cam Cover
15-0385	15-1223	25263-00	2000-up Cam Cover w/Bead



Quick Change Cam Gear Gasket and Seal Kit fits XL and Evolution motors, includes both cork and quad seals for pushrods to fit all year range.

GB No.	Year	GB No.	Year
15-0752	1957-81	15-0755	1991-99
15-0753	1982-85	15-1265	2000-03
15-0754	1986-90	15-1266	2004-up

Cam Cover Screws for Sportster

Chrome Acorn	Chrome Allen	Cadmium Stock	Chrome Stock	Year
—	—	8895-9	8894-9	1954-70
—	8783-8	2062-8	2061-8	1971-84
8865-11	9751-11	—	—	1986-2003
—	9751-11T	—	—	1986-2003
—	37-1202	—	—	2004-up
—	2222-11	—	—	2004-up



Sprocket Shaft



12-0322 Left Crankcase Bearing by Timken. Factory assembled with correct spacer for proper end play.

VT No.	OEM	Fits
12-0322	24729-52	1954-76
12-0323	24729-74	1977-2003
12-0768	24605-07	2004-up

Left Crankcase Bearing and Race

Only. Two Required. Order snap ring and the correct spacer separately. Replaces 48302-85. Fits 1991-96.

VT No.	Timken	Fits
12-0430	12-0322	1954-76
12-0431	12-0323	1977-03
12-0768		2004-up



Motor Sprocket Nuts.

VT No.	OEM	Years	Item
12-0502	8025	1957-69	Nut
12-0505	40387-70	1970-88	Nut
12-0149	7652	1989-up	Nut
10-0460	40240-89	1989-up	Spacer

Sprocket Shaft Hardware





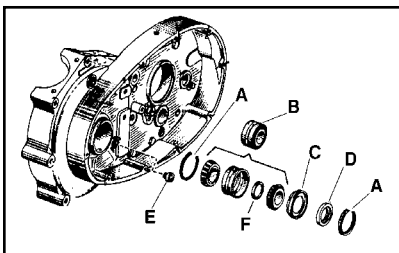
Timken Bearing Spacer Shims available in 5 packs. 1977-up Sportster.

VT No.	OEM	Size	VT No.	OEM	Size
10-1260	9142	.100	10-1265	9147	.110
10-1261	9143	.102	10-1266	9148	.112
10-1262	9144	.104	10-1267	9149	.114
10-1263	9145	.106	10-1268	9155	.098
10-1264	9146	.108	12-0983	9119A	Retaining Ring, 10 pack



Sprocket Shafts fit as listed. Machined and hardened to factory specifications.

Jims	Eastern	Years	OEM
10-8319	10-0420	1957-76	24000-57
10-8320	10-0421	1977-Early 81	24000-75
10-8321	10-0434	Late 1981-85	24000-80



Sprocket Shaft Hardware.


VT No.	#	OEM	Year	Item
12-0912	A	24701-52	1952-76	Ret Ring
12-0322	B	24729-52	1952-76	Timken Bearing
12-0323	B	24729-74	1977-up	Timken Bearing
12-0989	ACD	Kit	1952-76	Spacer Kit
12-0990	ACD	Kit	1977-90	Spacer Kit
10-0470	C	24781-54	1954-76	Spacer, each
10-0460	C	40240-89	1991-01	Spacer
14-0118	D	35151-52A	1954-E76	Seal, 5 pack
14-0119	D	35151-74	1977-up	Seal, 5 pack
12-1511	E	25075-55	1957-76	Oil Transfer Valve
12-0713	F		1952-76	Shim .003
12-0714	F		1977-up	Shim .003



Sifton Cams for XLH-XLCH

Sifton Cam Set features PB + configuration, 4 piece set.

VT No.	Years	Timing	Duration @.053	Duration @.020	Max Lift	TDC	Fits	
10-0662	1971-80	43/31	254	298	.410	.208	Bolt In Street Cam For More Power.No Head Work Required and Cam be used with stock springs	
Sifton 205 Minus Titan Cam Set. They will produce excellent results in well aspirated or very large motors. Timing is taken at .053 of the lift off the low spot on the heel of the cam at the tappets. Tappet clearance is zero to .002.								
VT No.	Years	Titan Cam	Degrees @ .053		Valve Lift Total	Spring Info		Free Travel
			Opens	Closes		TDC	Travel To Coli Bind	
10-0666	1981-84	Exhaust	52°	25°	.436	.194	.475	.500



HIGH PERFORMANCE AND DRAGSTER CAMS

VT No.	Year	Grind	Timing	Duration @ .053	Duration @ .020	Max Lift	TDC Lift	Fits
10-4010 10-4014 10-4020* 10-4025	1957-70 1971-80 1981-84 1984-85	PB+4/1 PB+4/1 PB+4/1 w/alternator	34/40 43/31	258 254	298 298	.410 .410	.200 .192	4/1 Kit consists of exhaust cams only for use with Stock P intakes. Bolt-in power for Sportsters with no head work, 2 piece set.
10-4040 10-4045 10-4050*	1957-70 1971-80 1981-84 1984-85	PB+ w/alternator	34/40 43/31	254 254	298 298	.410 .410	.208 .208	Fits Sportster with P or Q cams, bolt-in more power with great street grind. No head work needed, more power through RPM range with stock springs. To 7000 RPM.
10-4075 10-4080 10-4085* 10-4090	1957-70 1971-80 1981-84 1984-85	Y w/alternator	35/47 53/29	262 262	310 310	.425 .425	.206 .182	Street 900/1000 Biggest cam available for no head work installation. Some 1982 engines may require spring spacing. Stock springs are OK. Great mid and upper end power.
10-4105 10-4110 10-4115* 10-4120	1957-70 1971-80 1981-84 1984-85	R5 w/alternator	33/41 43/31	254 254	306 306	.445 .445	.209 .200	Street Drags modified 900/1000 motors and small strokers. Big boost in torque over stock cams (2000/7500 RPM). Stock springs are OK, but head set up required.
10-4140 10-4145* 10-4150	1957-70 1971-80 1981-84 1984-85	X w/alternator	35/55 57/33	270 270	314 314	.450 .450	.210 .206	Street Drags for stroker motors to 76". More mid range and upper end power. Lower lift results in easier installation in 1977 and later engines with extended pinion bearing housing. Stock springs recommended.

Note: 1981-84 Cam Gear Kit differs from 1971-80 only on the #4 Cam which does not have a tachometer drive gear.
Tachometer Gear 25517-71 is available separately as VT No. 12-1400

1986-up 883-1100-1200 XL ENGINE CAM KITS

—	—	Stock	02/41 41/02	223 223	270 270	.458 .458	.094 .094	Listed for comparison Note: 1985-87 exhaust cam lift is .414
10-8120 10-8125 10-8122	1986-90 1991-99 2000-up	V2 N2	16/44 46/18	240 244	290 290	.465 .440	.180 .155	Bolt-in cams for Stock 883, 1100 or 1200. More duration and lift means extra power thru RPM range. Stock springs and hydraulic lifters recommended. 2000 to 6000 RPM.
10-8140 10-8145 10-8123	1986-90 1991-99 2000-up	V4 N4	30/46 52/24	256 256	296 296	.490 .490	.216 .189	Street/Drags: Stock or modified 883/1100/1200. Slightly higher idle speed but stock springs and hydraulic lifters recommended. RPM range: 2500 to 6500.
10-8180 10-8185 10-8124	1986-90 1991-99 2000-up	V8 N8	32/44 56/28	256 264	296 302	.490 .500	.226 .212	Modified 1100-1200, stroked 883's with stock springs and hydraulic lifters. Great mid-range power: 2000-6000 RPM.
10-8160 10-8165 10-8128	1986-90 1991-99 2000-up	V6 N6	34/50 56/28	264 264	302 302	.500 .500	.241 .212	Modified 1200's to 80" and/or high comp. pistons. Same intake as N8 but more exhaust duration. Stock springs and hydraulic lifters recommended. RPM range: 2500-6500.



Cam Covers for XL 1971-up

Year	Chrome Kick Starter & Electric	Chrome Kick Starter Only	Chrome Electric Only	Polished Kick Starter & Electric	Polished Kick Starter Only	Polished Electric Only	Cam and Primary Screw Sets
1971-76	10-0377	10-0572		10-0559	10-0591		37-8511
1977-80	10-0378	10-0573		10-0558	10-0592		37-8510
1981-85		10-0379		10-0560			37-8510
1986-90			10-0791	10-0857		10-0857	37-8509
1991-03			10-0554			10-0555	37-8508
2004-up			10-0563				37-1202

Gloss Black Covers for XL.
Cam Cover for 2004-up. Order cover separately fits 2004-up XL racing models.
VT No. Item
10-1431 Cam Cover
43-0387 Rocker Box
43-0390 Sprocket Cover




Tappet Kits and Pushrod Set



Stock Solid Alloy Tappet Kit includes tappets with adjuster screws, pushrods and tappet blocks. Fits 1957-84.

VT No. 11-0588



Sifton Quick Install Pushrod Sets are designed to be installed without removal of rocker boxes or cylinder heads. Precision made from 4130 chromoly tubing. Fit 1991-03.

VT No. 11-9544




Sifton Pushrod Sets are constructed of aluminum alloy with heat treated steel ends. Fits 1957-85.

Sifton Colony
11-9529 7123-4



Solid Pushrod Kits include four alloy pushrods and adapters to convert stock hydraulic tappets to solid. Fits 1986-up 883-1200 Sportster.

VT No.	Years
11-9547	1986-90
11-9538	1991-03
11-1964	2004-up



Sifton Taper-Rod Pushrod Set is constructed of chromoly extruded tapered tubing fits 1991-up XL's. Order Andrews Cam Set separately.

VT No.	Item	Year
11-9544	Pushrod Set	1991-03
10-8160*	Cam Set	1986-90
10-8165*	Cam Set	1991-99
10-8128*	Cam Set	2000-up

***Note:** Modified 1200's to 80" and/or high compression pistons. Stock springs and hydraulic tappets recommended. RPM range: 2500-6500.



Sifton Tappet Kits include roller tappets and are fully adjustable, pushrod set included with hydraulic or solid type tappets.

VT No.	Year	Type
10-0821	1957-85	Solid
10-0823	1986-90	Solid
10-0822	1986-90	Hydraulic
10-0817	1991-99	Hydraulic
10-0818	2000-03	Hydraulic



11-9703



11-0574

Tapered Adjustable Pushrods are manufactured from 4130 steel with hardened adjusters and ball ends. Designed to be installed without removing gas tank or camshaft cover. Set of four for solid or hydraulic tappets.

VT No.	Year
11-9703	1984-90
11-0574*	1991-03

***Note:** Requires the use of VT No. 11-0935 pushrod covers.



11-9703

Andrews Pushrods available in chromoly steel or aluminum, adjustable of fixed type as noted. All are stock diameter, so there is no cover interference.

VT No.	Fits	Style
11-9867	1986-90	Adjustable Aluminum
11-9868	1986-90	Adjustable Chromoly
11-9869	1991-03	Fixed Aluminum
11-9870	1991-03	Fixed Chromoly
11-9952	1991-03	Adjustable Aluminum
11-9953	1991-03	Adjustable Chromoly
11-9874	1957-85	Fixed Chromoly
11-9876	1957-85	Fixed Aluminum



Crane Adjustable Pushrods made from 3/8" aircraft grade seamless 4130 chromoly steel tubing and heat treated to 128,000 psi tensile strength for a stronger and lighter than stock pushrod. Style adjuster helps minimize the effects of poor pushrod geometry found in stock pushrods, 3/8" diameter eliminates pushrod "rub" completely. Set contains 2 intake and exhaust pushrods. These are not time saver type. 1991-03.

VT No. 7132-65



S&S Hydraulic .612 Tappet Limited Travel Kit. Designed to maximize the efficiency of the stock hydraulic tappets. Kit consists of 4 machined heat treated and ground spacers

when installed in the tappets reduce the travel of the hydraulic unit in high rpm situations thereby eliminating potential damage to the engine due to high RPM valve float. Fits 2003-up.

VT No. 10-8532



Chrome Pushrod Cover Kits include all pieces and seals.

VT No.	Years
11-0905	1957-Early79
11-0937	Late1979-85
11-0933	1985-89
11-0935	1990-2003
11-1205	2004-up
11-0930	Adapts 11-0933 to 1990-up
11-0941	1990-2003 one piece design
11-1965	2004-up one piece design



Pushrod Cover Components fit 1957-85.



Colony	V-Twin	Item	Fits
7507-20	11-0929	Upper Kit	1957-85
9887-20	—	Upper Kit	1986-90
—	11-0916	Clip Only (4 piece)	1957-85
—	11-0932	Clip Only (4 piece)	1986-89
7808-4	—	Inner Tube	1957-78
—	11-0908	Inner Tube	1979-85
7822-12	11-0923	Lower	1957-78
—	11-0936	Lower	1979-85

Pushrod Cover Set





Billet Pushrod Cover and Mount Base Set allows adjustable covers to be used on 1991-2003.

VT No. Item

11-0944 Complete Kit

14-4171 Lifter Base Seal Kit




Pushrod Cover Cups feature die-cast construction in chrome or gold, set of four.

VT No. Item

37-9078 Chrome Skull

37-9079 Gold Skull

11-1073 Brass Hex



Pushrod Cover Cork-Seal Kits include enough pieces to seal 4 complete pushrod covers on years listed. Available in cork, OEM-type Quad, or Buna-N machined rubber seals.

James	GB No.	Type	Fits
14-0668	15-0626	Cork	1957-79
14-0670	14-0953	Quad	1979-84
—	14-0971	Rubber	1957-79, Blue Silicone
14-0671	14-0951	Rubber	1986-89
14-0672	14-0952	Rubber	1991-up XL 883 1200 Evolution
—	8729-12	Rubber	1957-79 (Colony)

Pushrod Tube Seals.

VT No.	OEM	Type	Years
14-0501	11101	Lower	1979-85
14-0512	11132	Middle	1979-90
14-0550	11145	Lower	1986-90
14-0532	11157	Upper	1984-90
14-0912	11190	Upper	1991-up
14-0935	17944-89	Lower	1991-03



Rocker Arm



11-9511



11-9512

Rocker Arms include bushings installed.

VT No.	OEM	Type	Brand
1986-up Evolution			
11-9511	17360-83	As Above.	Sifton
11-9512	17375-83	As Above	Sifton
1957-85			
11-0522	17394-57A	F. Ex	VT
11-0523	17395-57A	R. Ex	VT
11-0524	17396-57A	F. In	VT
11-0525	17397-57A	R. In	VT
11-1066	Set with shafts		VT



Rocker Arm Shaft.

VT No.	OEM	U/M	Brand
Fits 1957-85			
11-0518	17435-57A	Each	Sifton
11-1068	17435-57A	Set	Sifton
11-0541	As Above	Each	Jims
Fits 1986-up			
11-0571	17611-83	Set of 4	Sifton
11-0576	17611-83	Set of 4	Jims
11-0814	17611-83	Each	
.005 Oversize Sifton			



Rocker Arm and Shaft Kit by Sifton fits 1986-up models. Includes (2) 17375-83 rocker arm, (2) 17360-83 rocker arm and (4) 17611-83 shafts. **VT No. 11-0572**

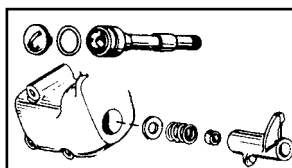


Rocker Box available with polished or chrome finish for Iron Head Sportster. Fits 1957-85 XL.

VT No.	Finish	Note
11-0677	Chrome Set	Bare
11-0855	Polish Set	Bare
11-0078	Chrome Set	Assembled
11-0867	Polished Set	Assembled



Sifton Rocker Arm Seals are machined of nylon to replace rubber O-rings on 1957-85 models. **VT No. 14-0148**



Rocker Arm Spacer and Shims.

VT No.	OEM	Item	Qty
12-2116	17451-57	Spacer	10 pack
13-0100	17483-57	Springs	10 pack
14-0501	11101	O-Ring	10 pack



Rocker Arm Shims fit 1957-85.

VT No.	Size
12-0704	.005
12-0710	.007
12-0715	.015



Rocker Arm Bushings replace 17428-57. Use on 1957-up models. Eight pieces.

VT No.	Type
10-0700	Stock Split type
10-2106	As Above, Sifton



Sifton Rocker Arm and Shaft Kit fits 1957-84 XL Iron Head models and includes four rocker arms with bushings installed, four shafts, shims, spacers, chrome replica end caps and nuts.

VT No. 11-0820




7142-4

Chrome Rocker Shaft End Plugs.

Installation or removal is much easier than original slotted part. Packaged four per set.

VT No.	Fits
7142-4	1971-84
7143-4	1957-70



8224-8

Rocker Shaft End Cap Kit for Sportster as replica type with hex caps for left side.

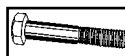
VT No.	Year	Finish	Nut Type
2019-8*	1957-84	Chrome	Slot
2020-8*	1957-84	Cadmium	Slot
8222-8	1957-70	Chrome	Slot
8223-8	1957-70	Cadmium	Slot
8224-8	1971-84	Chrome	Allen
8225-8	1971-84	Cadmium	Allen

*Note: Feature 1/2 x 20 thread to be used on later type rocker shafts.



Chrome Allen Rocker Shaft Plugs. Set of 4. Fit 1971-84 XL models. Includes sockets and cups.

VT No. 37-0025



Rocker Box Bolts for both heads, includes washers.

Available in stock hex type,

acorn or allen.

Colony	VT No.	Year	Finish	Type
9829-28	—	1957-76	Chrome	Hex
9830-28	—	1957-76	Cadmium	Hex
7136-14	—	1957-76	Chrome	Acorn
8789-28	—	1957-76	Chrome	Allen
9831-28	37-9395	1977-85	Chrome	Hex
9831-28T	—	1977-85	Chrome	Hex
9832-28	—	1977-85	Cadmium	Hex
8790-28	—	1977-85	Chrome	Allen



8400-8



8730-8

Rocker Shaft End Nut Kit includes four acorn or cap style nuts and washers for replacing

VT No.	#	Type	Finish
8400-8	A	Cap	Chrome
8401-8	A	Cap	Cadmium
8730-8	B	Acorn	Chrome
12-1193	B	Washers	Zinc




Chrome Rocker Shaft End Caps provide ease of installation with ample clearance between gas tank.

VT No. 8614-4



Lightning Tappet Assemblies.
Complete units precision machined and drilled for early motors. Holes allow better lubrication in valve train. Screws included. Fits 1957-85.

VT No.	Size
10-0514	Standard
10-0515	.005
10-0527	.010



Tappet Adjusting Screws and Nuts.

VT No.	Qty	Year	Item
10-0542	Kit	1957-85	
10-0517	4 pack	1957-85	Screw
12-0523	10 pack	1936-52	Split Nuts
8780-4	4 pack	1936-52	Split Nuts



Replacement Nuts fit each brand of pushrods or tappets.

8780-4	Colony	$\frac{5}{16}$ - 24	4 pack
37-8866	V-Twin	$\frac{5}{16}$ - 32	4 pack
12-0524	Eastern	$\frac{5}{32}$ - 32	10 pack



Solid Tappet



Big Axle Standard

Solid Tappet Assemblies include roller assembly installed. Jims does not include adjuster screws or nuts where necessary. Jims available with Big Axle Roller Assembly. Fit 1957-85.

Big Axle


Jims	Eastern	Size
10-0632	10-0502	Standard
10-0633	10-0503	.005
—	10-0524	.010
—	10-0451	.015
—	10-0452	.020



Tappet Roller Repair Kit includes 4 pins and 4 roller assemblies for 1957-85 XL.

VT No.	Brand
10-0520	V-Twin
12-1179	Pins Only, 10 pack
10-0934	Big Axle

Tappet Assembly for 1957-85



Sifton Solid Tappet Assembly Sets of 4, feature centrifugal surface fine grinding and max-axle precision fit rollers and pins. Solid units include adjuster screws & lock nuts. Fit 1957-85.

VT No.	Size
10-0784*	Standard *Note: Does not include adjuster screw and nuts.
10-0852	Standard
10-0774	.005
10-0775	.010



Solid Lifter Kit includes four standard tappets with adjusters and four lifter blocks.
VT No. 10-0474



Jims Big Axle Tappet Assemblies include roller assembly installed. Sold each.

VT No.	Size	Fits/Type
1986-90		
10-0657	Standard	Hydro Solid
10-0658	.002	Hydro Solid
1991-99		
10-8276	Standard	Power Glide
10-1803	Standard	Hydro Solid
10-8282	.005	Power Glide
2000-up		
10-1806	Standard	Power Glide
10-0568	Standard	Power Glide II
10-0571	.005	Power Glide II
10-1811	.010	Power Glide II
10-0569	Standard	Hydro Solid

V-Twin Replacement Tappets for 1991-up models.

VT No.	Size	U/M
Fits 1991-99		
10-8277	Standard	Each
Fits 2000-up		
10-0820	Standard	Each
10-0824	Standard	Set of 4



11-9544

Evolution Solid Tappets can only be used with adjustable pushrods. Jims brand sold each. Sifton™ sold in set of 4.

Jims	Sifton™	Size	Years/Fits
10-0636	10-8256	Standard	1986-90
10-0637	10-8257	.005	As Above
—	10-8258	.010	As Above
10-8370	10-8376	Standard	1991-up

Pushrod Sets for Above.

11-9544 1991-03



Tappet Roller Repair Kit includes 4 pins and 4 roller assemblies.

VT No.	Year/Model	Brand
10-2534	1986-99 Evolution XL	V-Twin
10-0529	1986-99 Evolution XL	Crane



Evolution Hy-Rev™ Hydraulic by V-Thunder features a unique anti-pump up race retainer, designed to replace the normal clip so as to precisely limit travel of the plunger during operation, this allows the valve train to perform more like a mechanical stern allowing higher RPM operation with quiet and precision of hydraulics. Fits 1991-99. Standard size.

VT No.	U/M
10-8280	Each
10-8281	4



V-Thunder Tappet Set of 4.
VT No. 10-7391



Crane Hydraulic Roller Tappet provides improved RPM capability, superior reliability and quieter operation. Features include use of a precision, hardened ball-type valve to provide superior sealing and lash control. A rotating check ball prevents localized wear and pitting. Fits 1999-up. **VT No. 10-2200**



Replica Valve



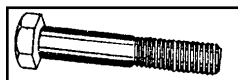
Model and Year	Type	OEM	Sifton™ Nitrate Steel	Sifton™ Steel	Sifton™ Nitrate Steel	V-Twin™ Chrome Steel	V-Twin™ Stainless Steel Nitrate
Ironhead Sportster 1958-69	Intake	18070-58					
	Exhaust	18080-58A	11-1107		11-0617	11-0631	
Ironhead Sportster 1970-85	Intake	18070-70	11-1106		11-0609	11-0628	
	Exhaust	18080-58A	11-1107		11-0617	11-0631	
	Exhaust	1/8" O.S.			11-9646		
Ironhead "R" 1970-85	Intake 1 15/16"	18070-70R		11-0665			
	Exhaust 1 3/4"	18080-70R		11-0676	11-0618		11-0623
Note: All XL Valves with an "R" after OEM part number denote racing stem lengths, they are .080" longer than the stock valves. All "R" type valves have a tulip shape head for maximum flow. Valve face diameters are also larger which require a larger seat ground in the head.							
Evolution 883cc 1986-2003	Intake	18031-86	11-1109		11-0671		
	Exhaust	18030-86					
Evolution 1100-1200 1987-2003	Intake	18023-87	11-1111		11-0667		
	Exhaust	18024-87					

Tappet Base



Tappet Block for 1957-84 in polished finish.

VT No.	OEM	Brand
10-0522	18607-57	Jims, each
10-0182	18607-57	V-Twin, 4 Piece Set
10-0540	18607-57	Sifton Set
8782-4	Screws	Chrome Set, Allen
9846-4	Screws	Cadmium Hex Bolt Set



Tappet Base Screws.

Year	1957-85	1986-90	1991-94	1995-03
Acorn	—	8867-4	9765-4	9766-4
Allen	8782-4	8782-4	9759-4	9760-4
Hex, Cadmium	9846-4	—	—	—

Chrome Tappet Base Cover is die cast one piece covering the area from the pushrod tube base to the cam cover. Fits 1991-2003.

VT No. 42-0447



Chrome Tappet Cover fit XL models, 2004-up.

VT No.	Item
10-0565	Cover
15-0544	Gaskets



Chrome Tappet Covers fit 1986-90 XL, 4 piece 42-0113 style presses onto tappet block.
VT No. 42-0113



Chrome Tappet Block Cover Set features contour for perfect fit over existing stock style tappet blocks, securely held in place by four chrome allen screws which are supplied. Pushrods must be removed for installation.

Original design by Motoy-Cycle™ Accessories. Fits 1957-85 XLH-XLCH.


VT No. 42-0115

Developed in 1991



Tappet Block Set fits 1986-90 XL models. Set of 4.

VT No. 10-0593



Valve by and



Rowe or Precision Machining (Kibblewhite). Intake valves are made of 8645 heat treated valve steel and the exhaust valves are made of 21-2N heat treated non-magnetic stainless steel. These valves are available with the following stems and heads:



Model and Year	Application	ROWE VALVES			KIBBLEWHITE		
		Forged & Shot Peened Head		Fully Machined Head	Stainless		
		Roller Burnish Stem (1)	Melonite Special Black Stem (2)	Melonite Special Black Stem (2)	Rowe Pro (4)	Black Diamond™ (5)	Razor Back (5)
Ironhead Sportster 1958-1969	Intake 18070-58	—	—	—	—	11-6003	—
	Exhaust 18080-58A	—	—	—	—	11-6010	—
Ironhead Sportster 1970-1984	Intake 18070-58	11-6034	11-6041	—	—	11-6004	—
	1/16" O.S.	—	—	—	—	11-6107	—
	Exhaust 18080-58A	—	—	—	—	11-6010	—
	1/16" O.S.	—	—	—	—	11-6108	—
Ironhead Sportster XLR 1970-85	Intake	—	—	—	—	11-6006	11-6082
	Exhaust	—	—	—	—	11-6013	—
Evolution 883cc 1986-2003	Intake 18031-86	—	—	—	11-6109	11-6091	—
	Exhaust 18030-86	—	—	—	—	11-6092	—
Evolution 1100cc 1987-2003	Intake 18023-86	—	—	—	—	11-6005	—
	Exhaust 18024-86	—	—	—	—	11-6012	—
Evolution 1100cc 1200cc 1987-2003	Intake 18023-87	—	—	11-6065	—	11-6093	—
	Exhaust 18024-87	—	—	—	—	11-6094	—
Evolution 883cc 2004-up	Intake 18053-04	—	—	—	—	—	—
	Exhaust 18059-04	—	—	11-6116	—	—	—
Evolution 1200cc 2004-up	Intake	—	—	11-6117	—	—	—
	Exhaust	—	—	—	—	—	—
Conversion 883 to 1200 Evolution	Intake	—	—	—	—	11-6072	—
	Exhaust	—	—	—	—	11-6073	—



Oversize Valve Seats can be used with unleaded gas. Replacement size is actual size of seat supplied by V-Twin Number. Stock size is noted as reference only.

Intake

VT No.	Fits	Stock Size
11-0642	1957-69	1.690 Port Size
	Replacement Size	2 x 1.687 x 5/32"
11-0643	1970-85	1.650 Port Size
	Replacement Size	2 1/16" x 1.687 x 5/32"
11-0787	1986-up	1.815 x 1.398 x .384
	Replacement Size	36.5mm x 47mm x 10mm

Exhaust

11-0659	1957-85	1.405 Port Size
11-0789	1986-up	1.579 x 1.107 x .340
	Replacement Size	1 1/16" x 1 5/8" x 3/8"



One Piece Valve

Manley Stainless Valve machined from one piece forging with a swirl polished finish and chrome plated stem. Sold pairs.

VT No.	Type	Head Diameter	Stem Diameter	OEM
1970-1985				
11-9000	Exhaust	1 1/16" stock	.3385 stock	18080-58A
11-9032 is stock length from factory.				
11-9032	Intake	1 15/16" stock	.309 stock	18080-70
1958-1969				
11-9000	Exhaust	1 1/16" stock	.3385 stock	18080-58A
11-9034	Intake	1 15/16" stock	.309 stock	18070-58
883 Evolution 1986-2003				
11-9083	Exhaust	1.345 stock	.3095 stock	18030-86
11-9080	Intake	1.585 stock	.3105 stock	18031-86
1200 Evolution 1988-2003				
11-6093	Intake	1.715 stock	.3105 stock	18023-87

- (1) Roller Burnished Stem:** Roller burnishing smooths the finest grind finish (16 microinch) to a 4 microinch.
- (2) Melonite, Special Black Stem:** This is a heat treating process developed and patented in Germany. Gives the valve a Black Smokey look. Very hard and slippery. Currently being used on O.E.M. valves available in Rowe or Black Diamond brands.
- (4) Razor Back by Kibblewhite** are one piece forged Evolution-8 stainless steel, fully CNC machined with hard chrome stems.
- (5) Rowe Pro:** Forged one piece stainless steel valve precision CNC machined. Features special black melonite finish, swirl polished tulip area and heat treated water tip.



48-1351



48-1512



48-1473



48-1545



48-7787

Belt Buckles.

VT No. Style

- 48-1351** XLH Ironhead
- 48-1512** XL Gas Tank
- 48-1473** XLH Ironhead Electric Start
- 48-1545** XL Points Cover
- 48-7787** XLCH Sportster
- 48-1522** Complete Set



Valve Guide



Size	V-Twin Cast Iron		Rowe Cast Iron	Rowe Ampco 45
	Intake	Exhaust	Exhaust	Intake
1957-82				
Standard	11-0718	11-0722		
+.001	11-0719	11-0723		
+.002	11-0720	11-0724		11-1907
+.003	11-0721	11-0725	11-9828	
+.004	11-0687			
1983-85				
Standard				11-1913
+.002				11-1915

Rowe Unhoned Cast Iron Valve Guides		
Intake and Exhaust Guide is the same unless noted.		
Size	1957-82 Intake	1957-82 Exhaust
Standard		
.001		11-2157
.002	11-2158	
.003	11-2160	
Top Dia.	.531	.531
Seal#	14-0143	14-0144
Overall	1.73	1.86
Length*For High Lift Cams		



Size	Precision Bronzonium		Precision Ampco 45		Precision Cast Iron	
	Intake	Exhaust	Intake	Exhaust	Intake	Exhaust
1957-82						
STD			11-1024	11-1029	11-1034	11-1039
+.001			11-1025	11-1030	11-1035	11-1040
+.002			11-1026	11-1031	11-1036	11-1041
+.003	11-0767	11-0771	11-1027	11-1032		
+.004	11-0685	11-0684		11-1033		

Size	Rowe Ampco 45 In/Ex	Precision Machine Ampco 45 In/Ex	Precision Machine Cast Iron In/Ex
Evolution Sportster 1986-up			
STD		11-1019	11-1014
+.001		11-1020	11-1015
+.002			11-1016
+.003		11-1022	11-1017
+.004	11-1898	11-1023	11-1018
+.006	11-1899		

Valve Seal

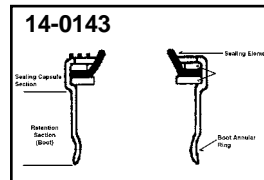


Valve Stem Oil Seal Kits include four pieces of proper guide seal and installation tool for XL's. Tool sold separately.

VT No.	Fits
16-1745	1985-up Kit
16-0405	1957-84 Kit
16-0134	1957-84 Tool, White
16-1746	1984-up Tool, Red



Installation Tools
16-0134 1957-84 XL Tool
16-1746 1984-up XL Tool Only



Valve Stem Seals in 10 packs for years listed. Installation tools and plastic 10 pack sleeves available separately.


VT No.	Fits	Mfg. No.	Size
14-0143	Intake XL 1957-85	1404	5/16"
14-0144	Exhaust, XL 1957-85	1405	11/32"
14-0164	Evolution 883-1200	1400	5/16"
16-1751	Sleeve 5/16"		
16-1752	Sleeve 11/32"		



Sifton XL Lower Valve Collar and Seal Kit for all 1957-85 models. Kit includes four special lower collars machined to accept K-line style seals. Two intake seals and two exhaust seals. Top of guide must still be machined to accept seals. Seal installation tool included.
VT No. 11-0821



Sifton Lightweight Valve Spring Kits include springs, keepers, retainers, and lower collars unless noted. Fits 1970-84 XL for 160 lb seat pressure, up to .460" valve travel. Hard-anodized aluminum retainers. May require "R" model valve to achieve installed height.
VT No. 13-2210



Sportster .490" Lift Kit except Evolution

VT No.	Combined Loads	Coil Bind	Recommended Cam Lift
11-9609	85 @ 1.310 .500 @ .820	.790	Stock-.490

The above .490 lift kit features stock OD springs, interference fit to reduce harmonics and control spring surge. No machining required for installation. Springs have 20% more pressure than stock. Use with stock lift cams to .490. Supplied with steel top collars. Uses stock lower collars.



Valve Spring Kits. Includes all springs, collars and keepers necessary for each application.

VT No.	Year	Spring Only
13-9211	1957-81	13-0102
13-9199	1981-83	13-0102
13-9207	1983-85	13-9175
13-9196	1986-01	—



Andrews Valve Gear

1957-85

VT No	Item
11-9881	Low Profile provide .060" more spring travel, 4 piece Set

1986-2001 XL Evolution

13-9251	Hi-Lift Springs .550+ :No machining required
---------	--

ANDREWS

SIFTON MOTORCYCLE PRODUCTS

Sifton Valve Spring Kits



Sifton Lightweight Valve Spring Kits include springs, keepers, retainer, and lower collars unless noted.

All Evolution XL

VT No.	Type
13-2080	170-180 lb seat pressure, up to .600" valve travel. With Titanium retainers.
13-2085	170-180 lb seat pressure, up to .600" valve travel. With Heat treated steel retainers.
13-2093	170-180 lb seat pressure, up to .600" valve travel. With Hard anodized aluminum retainers.
13-2140	170-210 lb seat pressure, up to .800" valve travel With Titanium retainers.
13-2142	170-210 lb seat pressure, up to .800" valve travel. With Heat treated steel retainers.



Sifton Valve Spring Set for High Lift Cams can be used with stock retainers and lower collars.

VT No.	Fits
13-2090	1985-90 up to .600" valve lift
13-2215	1970-84 stock replacement



Sifton Valve Spring Keeper Sets. Keepers are CNC machined and then heat treated.

VT No.	Fits
11-2096	1986-up
11-4276	1957-84 includes retainer



Valve Keeper Keys Split type Packaged and sold in four pairs per package enough for one engine.

1957-85	1986-2001
11-0514 V-Twin	11-9610 Manley
11-9614 Manley	11-0805 V-Twin

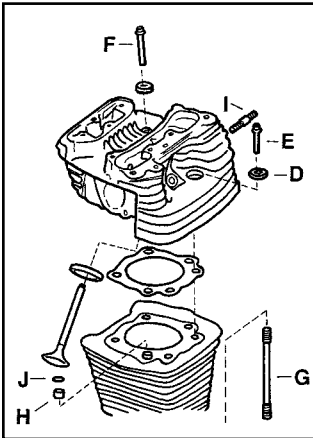


Steel Valve Collars. Precision Machined and heat treated. Black oxide finish.

VT No.	OEM	Use	Year	Model
11-0806	18220-57	Lower	1957-Early81	900 and 1000
11-0807	18220-81	Lower	1981-Early83	900 and 1000
11-0808	18220-83	Lower	Late1983-85	900 and 1000
11-0809	18221-57B	Upper	1957-84	900 and 1000
11-0810	18222-83	Lower	1986-01	883-1100-1200
11-0811	18219-83	Upper	1986-01	883-1100-1200



Heads and Hardware



Components for One Head



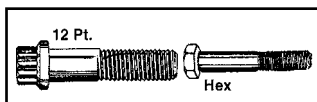
Head Bolts and Hardware Kits for 1986-up XL Models for one head.

VT No.	#	OEM	Item
37-9370	—	—	Hardware Kit (Includes D, E and G)
2011-8	E	16478-85A	Head Bolt Chrome, 8 pack
	F	16480-85A	Screw Set, Late 1985-91 Big Twin
2012-8	E	16478-85A	Head Bolt Chrome, 8 pack
	F	16480-92	Screw Set 1993-up XL
9507-8	G	16832-86A	Colony Stud Evolution, 1986-up XL
37-9260	G	As Above	Sifton
37-8935	H	16573-83	Insert, 8 pack
12-1187	I	16715-83	Exhaust Stud, 5 pack
14-0516	J	26432-76	O Ring, 10 pack
37-9075	D	16482-85	Washer Late 1985-92, Zinc, 4 pack
37-9265	D	As Above	Chrome, 8 pieces
2017-8	D	As Above	Chrome, 8 pieces



Chrome 12 Point Head Bolt Set includes 8 washers and 8 head bolts for 1986-92 XL.
VT No. 37-9019

COLONY Head Bolt





Head Bolts, Head Nut and Washer Kits are the highest quality available. Machined from high strength steel and hardened to original factory specifications to prevent stretching. All bolts feature rolled threads for superior strength and fit.

Cad	Chrome	Fits	Type
8945-16	8944-16	1957-72	Hex
—	9747-16	As Above	Allen
9212-16	9211-16	1973-85	12 point
—	9748-16	As Above	Allen

Head Bolt Washer Kit fits 1957-85 Sportster models.
8170-10 8488-10



883 XL Model. Ironhead motor model features 1:10 scale with authentic 1957 Sportster 900cc details! Fully pewter casted and mounted on a wooden base for display. VT No. 48-0746



Finned Head Bolt Bridge.

Bolts on! 2004-up XL.

Chrome Black Silver
42-1158 42-1157 42-1156

Chrome Dome Cap Kit



9001-4 installed on bike

Headbolt Covers fit over 12 point headbolts on 1973-85 XL Sportster, 1986-up Evolution 883-1100-1200 Sportster. Evolution styles include four pieces for left side only 1973-85 Sportster kits include eight covers. Styles include hex acorn or cap with a gold or chrome plated finish. Allen wrench included.

Chrome	Gold	Model	Finish	Style
9000-4	—	1986-99	Evolution	Acorn
9002-4	—	1986-99	Evolution	Cap
9110-9	9111-9	1973-85	XLH	Acorn
9112-9	—	1973-85	XLH	Cap




1986-03 Head Bolt and Spark Plug Covers are die cast and chrome plated to cover entire head bolt area and spark plug base. Held

in place by rubber boots on spark plug wires. Fits 883-1200 XL models.

VT No. 42-0741



37-9131 Installed



Chrome Head Bolt Covers fit 1986-2003 XL.

VT No.	Type
37-9131	Grooved
37-8799	Smooth



48-1351



48-1512



48-1473



48-1545



48-7787

Belt Buckles.

VT No. Style

48-1351	XLH Ironhead
48-1512	XL Gas Tank
48-1473	XLH Ironhead Electric Start
48-1545	XL Points Cover
48-7787	XLCH Sportster
48-1522	Complete Set

9.5:1 883-1200 Big Bore Cylinder Kit



11-0473

1200cc XL Conversion Cylinder and Piston Set includes 2 silver finished cylinders or black wrinkle with milled edge fin cylinders with fitted Wiseco or Sifton moly 9.5:1 reverse dome piston and ring set. Order Rocker box gasket set separately.

VT No.	Item	Type	Finish	Years
11-0473	Cylinder/Piston Kit	Wiseco	Silver	1986-03
11-0355	Cylinder Piston Kit	Wiseco	Black	1986-03
11-0595	Cylinder/Piston Kit	Sifton Moly	Black	1986-03
11-1115	Cylinder/Piston Kit	Sifton Moly	Silver	1986-03
11-1118	Cylinder/Piston Kit	Sifton	Black	1986-03
11-1104	Cylinder/Piston Kit	Sifton	Silver	1986-03
11-1105	Cylinder/Piston Kit	Sifton	Black	1986-03
11-0346	Cylinder/Piston Kit	Wiseco	Silver	2004-up
11-0347	Cylinder/Piston Kit	Wiseco	Black	2004-up
11-0377	Cylinder/Piston Kit	Sifton Moly	Silver	2004-up
11-0378	Cylinder/Piston Kit	Sifton Moly	Black	2004-up

Each kit includes

- 2 Pre-Fit Cylinders with pistons and matching Hastings Piston Rings
- 10:1 Compression

No Head Work Necessary

Big Bore kits on this Page Do Not Require Any Machining!

The Sifton cylinders have a very thick, large O.D., "cast in" liner which has been proven to be an important factor to maintain thermal stability which is the ability to retain the important cylinder bore dimension through repeated heat cycles.



15-0389

Cylinder Base/Head Gasket Set.

VT No. Fits

15-0389 1986-03 XL

15-0394 2004-up XL



Power Stroke Hone
Precision Fit!



Kwik-way Boring Bar

Big Bore kits on this Page Do Not Require Any Machining!

No Head Work Necessary

Each kit includes

- 2 Pre-Fit Cylinders with pistons and matching Hastings Piston Rings
- 9.5:1 Compression



11-0595

We recommend use of adjustable pushrods with installation of Big Bore Kits

10:1 883-1200 Big Bore Conversion Cylinder Kit



1200cc XL Conversion Cylinder and Piston Set includes 2 silver finished cylinders or black wrinkle with milled edge fin cylinders with fitted Wiseco 10:1 piston and ring set.

VT No.	Finish	Fits
11-0565	Silver	1986-2003
11-0589	Black	1986-2003
11-0336	Silver	2004-up
11-0337	Black	2004-up



1957-85 Cast Iron Cylinder & Piston Kit



VT No.	VT No.	10:1 Wiseco Year	CC
9:1	11-2605	—	1957-71 900
	11-2606	—	1972-Early 73 1000
	11-2607	11-2617	Late 1973-85 1000



Cylinder Base Studs feature heat treating and interference thread at cylinder base. sets of eight.

VT No.	OEM	Year
8858-8	16830-72	1972-85
12-2102	16830-54	1954-71
12-2103	16830-72	1972-85



Cylinders and Hardware

Cylinders are for stock bore, stock stroke and compression. Must be honed to standard size for proper fit.

Front	Rear	OEM	Year	CC
11-0482	11-0492	16464-58	1957-71	900
11-0488	11-0489	16464-72	1972-Early 73	1000
11-0504	11-0505	16464-73A	Late 1973-85	1000



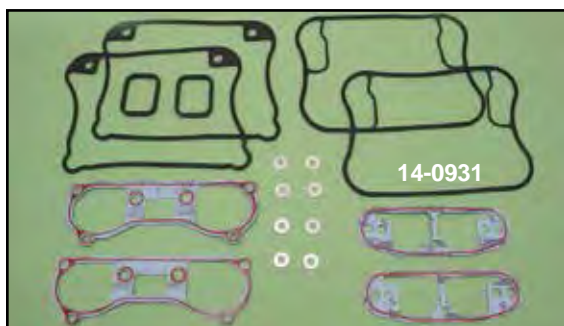
Base Nut Wrench for 1957-85.
VT No. 16-0108



Cylinder Base Nuts for 1957-84.

Chrome	Cad	Parkerized	#	Type/Fits
7018-16	—	—	B	1957-84, Acorn
7623-8	—	—	C	1957-84 XLR type,
7624-8	—	—		As above, Black Oxide
8106-16	8107-16	9624-16	A	Stock Hex

Gasket Kit



Rocker Cover Gasket Kits for Evo include upper and lower gaskets in cork or molded O-ring type with bolt seals and washers for both heads.

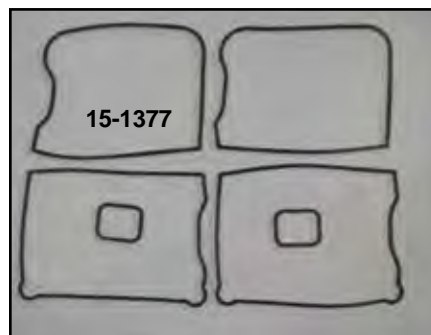
James	GB	OEM	Type	Fits
15-0862	15-1377	17030-89	O-Ring	1986-90 883-1100-1200
—	15-0317	17030-86R	Cork	1986-90 883-1100-1200
15-0863	14-0931	17030-91	O-Ring	1991-2003 883-1200

Collapsible Pushrod Cover Kit



Collapsible Pushrod Cover Sets allow for ease of pushrod change or adjustment.

VT No.	Year
11-0944	1991-2003
11-1205	2004-up





Replica Cylinder for 1986-up XL's



Cylinders for Evolution XL Models sold each. Cylinders sold without pistons and are not honed for final fit.

VT No.	OEM	Model	Finish	Years
11-0341	16446-86A	883	Silver	1986-03
11-0343	16447-88	1200	Black Wrinkle	1988-03
11-0344	16447-88	1200	Silver	1988-03
11-0342	16447-88	1200	Silver	1988-03
11-0334	16463-04	1200	Silver	2004-up
11-0335	16463-04	1200	Black Wrinkle	2004-up



Replica Evolution XL Cylinder and Piston Sets are pre-fitted with cast pistons and Hastings Rings.

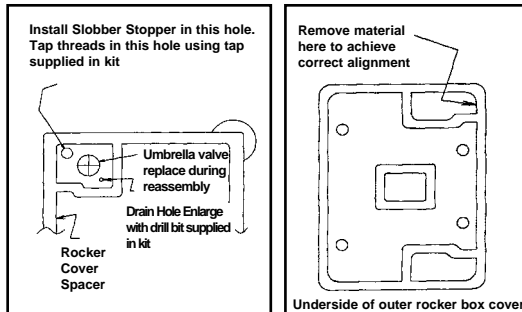
VT No.	Size	Finish	Fits
11-2608	883cc	Silver	1986-03
11-2609	1200cc	Silver	1988-03
11-2626	1200cc	Black	1988-03

Each kit includes two pre-fitted cylinders with pistons and matching Hastings piston rings, two head gaskets, two base gaskets and wrist pins.




Motor Shop 1200cc Cylinder Sets include Wiseco fitted piston and ring sets to be used with 1200cc heads only. Fits 1988-03 1200cc as stock replacement on 1200cc only. Can not be used as Big Bore Kit for 883 models.

VT No.	Finish	Ratio
11-1200	Black	9:1
11-1201	Silver	9:1
11-1202	Black	10.5:1
11-1203	Silver	10.5:1



Sifton Evolution Rocker Box Breather Upgrade Kit includes tap, drill bit, breather tubes and instructions. Fits 1992-up.
VT No. 16-0916



OE Breather Valves, sold each.

Front	Rear	Year
11-1682		2004-07
11-1684	11-1685	2007-up
14-0955		Valve Flap



WISECO PISTON

Forged Piston Kits



Note: For our Product Descriptions "XL" denotes for Sportster models (including XLH, XLCH, XLS).

Wiseco High Performance Forged Piston Sets include 2 pistons that are forged from a high Silicone alloy, 2 ring sets (either Wiseco XC or Hastings X style), 2 wrist pins and 4 circlips. Wiseco rings sold per piston.



1972-85 1000 Sportster 10:1 Compression 3$\frac{3}{16}$" Bore. Piston Kits include Hastings X Ring.					
	Standard	.010	.020	.030	.040
Piston Kit	11-9720	11-9721	11-9722	11-9723	11-9724
Rings	11-9748	11-9749	11-9750	11-9751	11-9752
1986-up 883 XL Evolution Overbore to 1200cc Rev Dome 8.5:1 Compression 3$\frac{1}{2}$" Bore. Piston Kits include Hastings X Ring. *Note: 2009-up cylinders cannot be overbored. Requires the purchase of 1200cc cylinder to be used with piston kit.					
	Standard	.010	.020		
Piston Kit	11-9945				
Rings	11-9759	11-9762	11-9760		
1986-up Piston Kits include Hastings X Ring Pack. 883 XL Evolution Overbore to 1200cc. 9.5:1 Rev Dome Compression 3 $\frac{1}{2}$ " Bore. *Note: 2009-up cylinders cannot be overbored. Requires the purchase of 1200cc cylinder to be used with piston kit.					
	Standard	.010	.020	.030	.040
Piston Kit	11-9885	11-9886	11-9887	11-9888	11-9889
Rings	11-9759	11-9762	11-9760	11-9764	11-9765
1986-up 883 XL Overbore to 1200cc Rev Dome 10:1 Compression 3$\frac{1}{2}$" Bore Piston Kit includes Hastings X-Ring Pack. *Note: 2009-up cylinders cannot be overbored. Requires the purchase of 1200cc cylinder to be used with piston kit.					
	Standard	.010	.020		
Piston Kit	11-9846	11-9847	11-9848		
Rings	11-9759	11-9762	11-9760		
1988-2003 1200 XL, 1986-1987 1100 XL Evolution Flat Top 9:1 Compression. Piston Kit includes Wiseco XC Ring.					
	.017	.027	.037	.047	
Piston Kit				11-9861	
Rings			11-9863		
1988-2003 1200 XL, 1986-1987 1100 XL Piston Kits include Hastings X Ring Pack. 1200cc XL Evo 9:1 Compression with flat top piston.					
	Standard	.010	.020	.030	.040
Piston Kit	11-9890	11-9891	11-9892	11-9893	
Rings	11-9759	11-9762	11-9760	11-9764	11-9765
1988-2003 1200 XL, 1986-1987 1100 XL Evolution 10.5:1 Compression. Piston Kits include Hastings X-Ring Pack					
	Standard	.010	.020	.030	.040
Piston Kit	11-9913	11-9914	11-9915	11-9916	11-9917
Rings	11-9759	11-9762	11-9760	11-9764	11-9765
2004-up 1200 XL Evolution 10.5:1 Compression. Piston Kits include Hastings X-Ring Pack.					
	Standard	.010	.020		
Piston Kit	11-9954	11-9955	11-9956		
Rings	11-9759	11-9762	11-9760		



S&S Button Style Keepers control wrist pin end play which varies with bore size. Button style keepers must be fully supported by wrist pin hole. Sold in pairs. 3 $\frac{3}{16}$ " bore, standard to +.070, Aluminum. VT No. 11-2170

Wiseco Replacement Wrist Pins

are sold each.

VT No. Bore Size

11-9776 3 $\frac{3}{16}$ " and 3 $\frac{7}{16}$ "

11-9852 3 $\frac{1}{2}$ " 883 Evolution



Wiseco Replacement Circlips fit all 3 $\frac{3}{16}$ " bored pistons, sold as a pair.

VT No. 11-9779



KB PERFORMANCE PISTONS

*Note: 2009-up cylinders cannot be overbored. Requires the purchase of 1200cc cylinder to be used with piston kit.

Engine	1000cc Sportster	1200cc Evolution	1200cc Evolution	883 to 1200cc Conversion
Model	XLH-XLCH	XL	XL 1988-up	XL
Years	1972-85	1988-up	w/High Cam	1986-up
C.I.D.	61"	74"	74"	74"
Bore	3.188"	3.498"	3.498"	3.498"
Stroke	3.812"	3.812"	3.812"	3.812"
Head Type	Dome	Flat Top	Flat Top	Dish
Cyl Height	5.330"	4.650"	4.650"	4.650"
Comp. Ratio	8.2	9.0:1	8.9:1	10.0:1
Standard	11-2240	11-2210	11-2245	11-2228
.005	—	11-2211	11-2246	11-2229
.010	11-2241	11-2212	11-2247	11-2230
.020	11-2242	11-2213	11-2248	11-2231
.030	11-2243	11-2214	11-2249	11-2232
.040	11-2244	11-2215	11-2250	11-2233

The Keith Black 390 Hypereutectic alloy is cast in a permanent steel mold which makes it possible to build a light weight piston that makes more power, runs quietly, uses less fuel and lasts longer than any other type of piston being made today. We can now forget about running loose, noisy, oil-burning pistons. The low heat transfer of the alloy keeps the skirts cool so piston expansion is minimal.

The KB piston will make maximum power at 2 to 4 degrees less total timing than conventional pistons. All KB pistons sets are supplied with Hastings Moly Ring sets.

APPLICATION	RING END GAP FACTOR	PISTON TO WALL CLEARANCE
Street Normally Aspirated	.0065"	.00075"-.0015"
Street Nitrous or Supercharged	.0080"	.0015"-.0025"
Flat Track Gasoline	.0080"	.0010"-.0030"
Flat Track Alcohol	.0060"	.0010"-.0030"
Drag Gasoline	.0075"	.0010"-.0030"
Drag Alcohol	.0065"	.0010"-.0030"
Drag Supercharged or Nitrous Gas	.0095"	.0015"-.0030"
Drag Supercharged Alcohol	.0085"	.0010"-.0030"
Drag Supercharged Fuel	.0115"	.0020"-.0040"

Note: It is important to use our ring end gap instructions to avoid ring butting. Safe top ring end gaps can be found by multiplying the bore diameter by the appropriate ring end gap factor from the adjoining chart.

Example: 3.5" bore "Street Normally Aspirated" = 3.5" bore x .0065" = .023" top ring end gap.

Note: Second ring end gaps do not need extra clearance.



V-Twin Piston Kit



V-Twin Piston Kits include two cast alloy pistons, genuine Hastings three piece ring set, two wrist pins and four circlips.

Over 100,000 Kits Sold Since 1978!

Piston Sets use 22588-78 Pin Lock, VT No. 12-0929

Replica Type						
COMP	STD 9:1 900cc XL	STD 9:1 1000cc XL	LC 8.4:1 1000cc XL	STD 883cu V2	STD 1100cc V2	STD 86-03 1200cc V2
Dia.	3" Bore	3 ³ / ₁₆ " Bore	3 ³ / ₁₆ " Bore	Evolution	Evolution	Evolution
STD	11-0200	11-0208	11-0300	11-0241	11-0246	11-9761
.005	—	—	—	11-0242	11-0247	11-9849
.010	11-0201	11-0209	11-0301	11-0243	11-0248	11-9767
.020	11-0202	11-0210	11-0302	11-0244	11-0249	11-9768
.030	11-0203	11-0211	11-0303	11-0245	11-0250	11-9769
.040	11-0204	11-0212	11-0304	11-0440	11-0441	11-9712
.050	11-0205	11-0213	11-0305	—	—	—
.060	11-0206	11-0214	11-0306	—	—	—
.070	11-0207	11-0215	11-0430	—	—	—

11-0869




Wrist Pin and Lock Kit.

VT No. Year/Model

11-0869 1957-85 XL

11-0872 1986-03 1100-883 XL

11-0873 1988-03 1200 XL



Wrist Pin Locks, 10 packs.

12-0929 1978-85

12-0949 1986-up

Big Bore Pistons



Top End Gasket Set fits Big Bore kits. Head base gasket set with .040 gasket, beaded, blue teflon with 4 O-Rings.

Fits 1986-2003.

VT No. 15-0393



See Tool section for more about our Motor Shop Services!



11-9885



11-1680



11-1700

11-1118



Cylinder and Piston Conversion Kit fits 1986-2003 XL.
VT No. 11-1118

Piston Sets include rings, wrist pins and circlips.

1986-up. *Note: 2009-up cylinders cannot be overbored. Requires the purchase of 1200cc cylinder to be used with piston kits.

VT No.	Item	Brand
11-9885	Piston Kit	Wiseco
11-1680	Piston Kit Standard	Sifton
11-1700	Piston Kit .005 OS	Sifton Moly
11-0852	Piston Kit Standard	Sifton Moly



HASTINGS® RING SETS



Hastings Piston Ring Sets are replacements for OEM ring sets and will also fit our cast pistons. Available in standard or oversize versions with either a cast or moly compression ring and 3-piece oil ring in cast or moly construction. Sold in sets for two pistons.

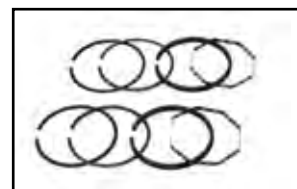
Model	883cc XL Evolution
Bore	3"
Comp Ring	1.5mm
Oil Ring	2.8mm
	Moly
Mfg.#	2M6198
Standard	11-0160
.005	11-0161
.010	11-0162
.020	11-0163
.030	11-0164
.040	11-0174

Model	1000cc XLH-XLCH	
Bore	3$\frac{3}{16}$"	
Comp Ring	$\frac{1}{16}$"	
Oil Ring	$\frac{3}{16}$"	
	Cast	Moly
Mfg.#	7003	2M7003
Standard	11-0109	11-1377
.010	11-0110	11-1378
.020	11-0111	11-1379
.030	11-0112	11-1380
.040	11-0113	11-1381
.050	11-0114	11-1382
.060	11-0115	11-1383
.070	11-0116	11-1384
Model	900cc XLH-XLCH	
Bore	3"	
Comp Ring	$\frac{1}{16}$"	
Oil Ring	$\frac{3}{16}$"	
	Cast	
Mfg.#	6457	
Standard	11-0100	
.010	11-0101	
.020	11-0102	
.030	11-0103	
.040	11-0104	
.050	11-0105	
.060	11-0106	
.070	11-0107	

Model	1200cc XL Evolution 1988-03	
Bore	3$\frac{1}{2}$"	
Comp Ring	$\frac{1}{2}$"	
Oil Ring	$\frac{5}{32}$"	
	Cast	Moly
Mfg.#	6164	2M6164
Standard	11-0190	11-1357
.005	11-0191	11-1358
.010	11-0192	11-1359
.020	11-0193	11-1360
.030	11-0194	11-1361
.040	11-0195	11-1362
Model	1200cc XL Evolution 2004-up	
Bore	88.85mm (3.498)	
Comp Ring	1.2mm Top Ring 1.5mm 2nd Ring	
Oil Ring	2.5mm	
	Moly	
Mfg.#		
Standard	11-1394	
.005	11-1395	
.010	11-1396	
Model	1100cc XL Evolution	
Bore	3.350	
Comp Ring	1.5mm	
Oil Ring	2.8mm	
	Cast	Moly
Mfg.#	—	2M6199
Standard	—	11-0165
.005	—	11-0166
.010	—	11-0167
.020	—	11-0168
.030	—	11-0169
.040	—	11-0175



Total Seal Ring Sets include rings for 2 pistons with a top ring of ductile cast iron, the gapless-middle ring and Gold Power 3-pieces design oil rings.			
	900cc	883	
	3" Bore	Evo	
		V2	
Mfg.#	7546	8916	
.010	—	11-1828	
.030	—	—	
.040	11-1818	—	
.050	—	—	



One Piece Cast Iron Ring Sets for 2 pistons with one piece oil ring.

Dia. **1000cc**
XL 3 $\frac{3}{16}$ "
Bore 61"

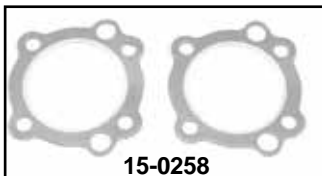
Standard	—
.010	11-2514
.020	11-2515
.030	11-2516
.040	11-2517
.050	11-2518
.060	11-2519
.070	11-2520



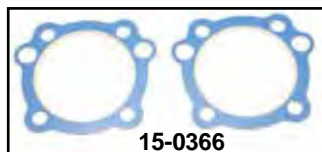
Gasket



V-Twin Cylinder Head Gaskets Copper.
VT No. 15-0102



15-0258



15-0366


Cylinder Head Gaskets.

GB No.	James	OEM	Fits
15-0257	—	—	86-2000 883 Fire Ring
—	15-0970	16665-86	86-87 1100 Blue Teflon As Above Fire Ring
15-0258	—	—	88-2000 1200 Fire Ring
15-0366	15-1082	16773-86B	88-2000 1200 Fire Ring
15-0380	15-1083	—	As Above .045"
—	15-1132	—	As Above .030"
15-0643	—	—	As Above Graphite
—	15-1012	16769-57	1957-71 Teflon
15-0101	15-0973	16769-72A	1972-E73 Copper
—	15-1130	16769-73T	1973-85 Teflon
15-0102	15-0974	16769-73	1973-85 Copper
15-0189	15-1015	16769-82	1973-85 1000 Copper (.045")
14-0516	—	26432-76A	86-2000 Stud O-Ring




Rocker Cover Gasket Kits for Evolution include upper and lower gaskets in cork or molded O-Ring type with bolt seals and washers for both heads.

James	GB	Type/Fits
15-0862	—	O-Ring 1986-90 883-1100-1200
—	15-0317	Cork 1986-90 883-1100-1200
15-0863	14-0931	O-Ring 1991-03 883-1200
15-1454	—	2004-06 883-1200
15-1455	15-0786	2007-up



GB Head/Base Gasket Sets have .040 special copper head gaskets and .007" thick aluminum base gaskets, will not compress or torque. Kits include two head and two base gaskets.

VT No.	Year	Model
15-0313	1986-up	1200
15-0675	1989-up	883



GB Top End Gaskets for Sportster models.

VT No.	OEM	Years	Fits
15-0600	17030-57	1957-71	900cc
15-0601	17030-72	1972-E73	1000cc
15-0602	17030-73	1973-76	1000cc
15-0603	17032-79	1977-81	1000cc
15-0618	17032-82	1982-90	1000cc
—	—	1983	XR-1000
15-0635	17030-86	1985-90	883 Evolution
15-0636	17030-86A	1986-89	1100 Evolution
15-0639	—	1988-90	1200 Evolution
15-0053	17032-86B	1991-03	883 Evolution
15-0662	17032-91	1991-03	1200 Evolution
15-0054	17027-04	2004-up	883
15-0055	17049-04	2004-up	1200 Evolution



15-0106



15-1287



15-1126



15-1534



15-0235

Cylinder Base Gaskets.

GB No.	James	OEM	Fits
15-0105	15-0982	16774-57	1957-71 Front and Rear, 900cc
15-0106	15-0983	16774-72	1972-85 Front and Rear, 1000cc
15-1126	—	—	As Above Metal with seal Coating and Bead
—	15-1121	16774-86AC	1986-2003 with seal coating
15-0235	15-0984	16774-86D	1986-2003 Black
15-1534	—	16789-04	2004-up Black
15-1287	—	16774-86D	1986-03 Beaded


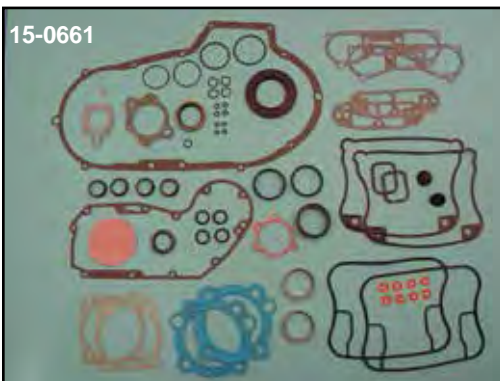
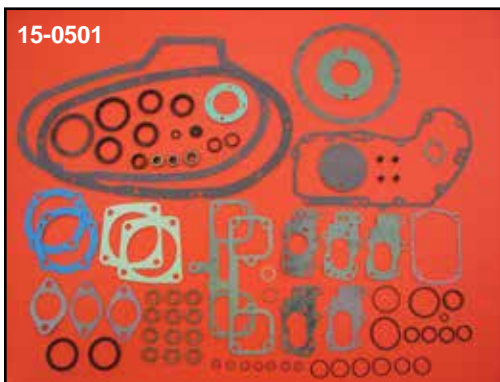


Top End Kits. Fits 2004-up XL. Replaces 17049-04.

VT No. 15-1616



Gasket Kits for XL's



Genuine

Sportster Complete Gasket by James.

VT No.	OEM	Year	Models
15-0809	17026-71	1957-71	XLH-XLCH (Teflon Head Gaskets)
15-0813	17026-73	1972-85	XLH-XLCH (.032 Copper Head Gaskets)
15-1178	17026-86	1986-90	883-1200 XL (Teflon Head Gaskets/Rubber Rocker Gaskets)
15-0818	17026-91A	1991-03	883-1200 XL (Graphite Head Gaskets/Rubber Rocker Gaskets)
15-1450	17047-04	2004-06	883-1200 XL
15-1451	17047-07	2007-up	883-1200 XL



Genuine

Top End Sets by James.

VT No.	OEM	Years	Models
15-0827	17030-57	1957-71	XL(Teflon Head Gaskets)
15-0828	17030-72	1972-85	XL (Copper Head Gaskets)
15-1180*	17030-86B	1986-90	1200 XL (Teflon Head Gaskets/Rubber Rocker Gaskets)
15-0835*	17032-91	1991-03	1200 XL (Graphite Head Gaskets/Rubber Gaskets)
15-1452*	17049-04	2004-06	1200 XL
15-1453*	17049-07	2007-up	1200 XL

*Note: For 883 applications order head gaskets separately.



Metal Cylinder Base Gasket has a steel base metal which has been coated on both sides with a specially formulated high temperature oil resistant rubber compound. Silicone beading around the inner and outer perimeter forms a seal on both sides of gasket, pairs. Available from James. Fits 1986-up XL Evolution.

VT No. 15-1121

Rocker Box Gaskets.

VT No.	James	OEM	Year
15-0112	15-1003	17536-70	1957-84
15-0640	—	Beaded	1957-84
—	15-1270	Metal w/bead	1957-84
15-0366	15-1134	17353-86	1986-up
15-0260	15-0991	17353-86	1986-up Lower (Cork)
—	15-0993	17354-86A	1986 Upper
15-0386	15-1135	17354-86A	1986-90 Upper
14-0933	15-0992	17353-89	1989-up Lower
—	15-0994	17354-89	1991-up Upper



Engine Gaskets for Sportster Models by GB.

VT No.	OEM	Years	Models
15-0500	17026-70	1957-71	900cc
15-0501	17026-71	1972-E73	1000cc
15-0502	17026-73	1973-76	1000cc
15-0503	17026-79	1977-78	1000cc
15-0634*	17026-82	1982-85	1000cc
15-0523	17026-83	1983	XR-1000
15-1605	17026-86	1986-90	
15-0633	17026-86	1985-89	883 Evolution
15-0632	17026-86A	1986-89	1100 Evolution
15-0691	17026-88	1988-90	1200 Evolution
15-0661	17026-91A	1991-03	1200 Evolution

*Note: Contains the thick low compression type head gasket. VT No. 15-0603 or 15-0504 can also be used for this application if a higher compression ratio is desired.



GB Three Piece Rubber Coated Gaskets. A three piece design that features a stainless center sandwiched between two rubber coated stainless spring steel outer layers. The outer layers are embossed at the oil drain hole and cylinder bore area that provides a correct seal. Sold in pairs. Fits Evolution Sportster.

Cylinder Base Gaskets

Size	3 1/2" Bore	3 5/8" Bore	3 13/16" Bore	3 3/4" Bore
1986-99 XL, 883-1200				
.010	15-0487	15-0489	—	—
.020	15-0488	15-0490	—	—
Head Gaskets 1986-99 XL				
.030	15-0475	15-0477	15-0479	15-0481
.040	15-0476	15-0478	15-0480	15-0482

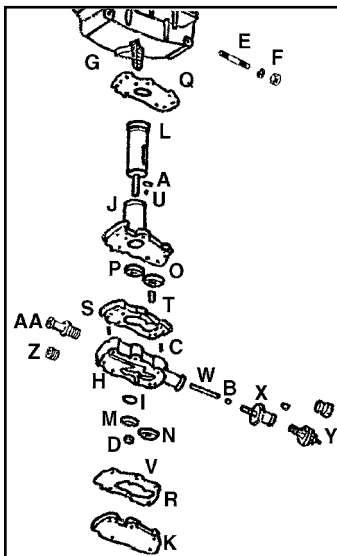


1957-76 XL Oil Pump

Complete includes all parts assembled. Hardware is sold less gears and body.

VT No. Fits OEM

12-9979 1957-66 26217-56
12-9930 1967-76 26204-67
12-0177 1957-76 Hardware Kit



Oil Pump Parts, the small parts are available in packs of 10. The major parts are sold each. Fits 1952-76 all XLH-XLCH Sportster models.



Oil Pump Gasket Kits for Sportster.

James VT No. Years
15-0849 15-0311 1952-76




XL Oil Pump Drive Gears.

VT No.	OEM	Fits
12-0421	26318-37	1957-76
12-1380	26318-75	1977-87
12-1377	26318-88A	1988-up



Machined Oil Pump Body replaces 26214-72 for 1972-76 XL models, accepts later gears as listed below. Includes gear dowel pressed.

VT No. 12-1410



1972-76 XL Pump Gears.

VT No.	OEM	Type
12-9948	26315-72A	Scavenger
12-9949	26317-72A	Scavenger Idle
12-9950	26322-52A	Idle
12-9951	26323-52A	Feed



Oil Pump Breather Parts.

VT No.	OEM	Item
12-1541	—	Breather Kit
12-1542	—	Oil Strainer Kit
12-1290	25265-63	Deflector
12-1512	24975-37	Oil Strainer 1954-76 XL
12-1173	333	Pin, 10 pack
15-0214	24978-57	Gasket, 10 pack
12-1511	25075-55	Oil Transfer Valve, 1957-76 XL's
40-0121	24912-52	Breather Pipe, 1954-78 XLH-XLCH Chrome with fitting nut
40-0546	24918-52	Nut only for Above

1954-76 XL-XLCH Oil Pump

VT No.	OEM	#	Years	Item
12-9930	26204-67		1967-76	Complete Pump
12-1524	240	A	1961-71	Feed Pin
12-1160	603	A	1972-76	Roll Pin
12-0158	8873	B	1954-76	Check Ball
N/A	9095	C	1961-76	Dowel
12-0901	11002	D	1955-62	Retainer
			1972-76	
8814-15	24819-52	EF	1952-E71	Stud and Nuts
8815-15	24819-52	EF	As Above	Cadmium
9614-10	—		L1971-76	Stud and Nuts
12-0154	25276-52	G	1954-73	Screen
12-1410*	26214-72	H	1972-76	Body
14-0114	26227-58	I	1958-76	Seal
12-9904	26241-52	J	1954-76	Cover
12-9946	26250-56	K	1956-76	Plate
12-8950**	26331-52	L	1952-55	Breather Valve Gear
12-8951**	26331-56	L	1956-59	Breather Valve Gear
12-8952**	26331-60	L	1960-71	Breather Valve Gear
12-8953**	26331-72	L	1972-76	Breather Valve Gear
12-9947	26331-72	L	1972-76	Breather Valve Gear
12-9948	26315-72A	M	1972-76	Scavenger Gear
12-9949	26317-72A	N	1972-76	Scavenger Idle Gear
12-9950	26322-52A	O	1954-62	Idler Gear
			1972-76	
12-9951	26323-52A	P	1954-62	Gear, Feed
			1972-76	
15-0942	26256-52	Q	1954-76	Gasket, Case
15-0945	26258-52	R	1954-62	Outer Gasket
			1972-76	
15-0946	26258-62	R	L1962-71	Outer Gasket
15-0950	26259-52	S	1954-62	Inner Gasket
			1972-76	
15-0951	26259-62	S	L1962-71	Inner Gasket
12-0800	26327-52	T	1954-76	Idler Shaft
12-0204	26340-36	U	1960-71	Key
12-0205	26348-15	U	1972-76	Key
12-0214	26341-37	V	L1962-71	Retainer Half
13-0115	26364-57	W	1957-72	Check Spring
13-0116	26364-72	W	L1972-76	Check Spring
N/A	26420-57	X	1957-76	Fitting
32-0427	26552-72	Y	1954-76	Switch
37-8777	45830-48	Z	1958-76	Plug
40-0566	63533-41	AA	1967-76	Feed Fitting
8816-10	Chrome		1954-76	Allen Bolts
8817-10	Chrome		1977-90	Allen Bolts
9806-8	Chrome		1977-90	Acorn Kit

***Note:** 1972-76 body may be fitted on earlier models if later gears are substituted.

****Note:** GB Brand



Oil Pressure Switches are precision calibrated.

VT No.	OEM	Year	Engine
32-0427	26552-72	1954-76	900-1000
32-0428	26554-77	1977-up	XL
12-1488	26420-57		Fitting
32-1159		1955-70	900



Oil Pump Assembly 1977-up



12-1562



12-1563



12-9929

Complete Oil Pumps are fully assembled. Fit 1977-up.

VT No.	OEM	Years	Type
12-1562	26197-83 26204-75	1977-85	Complete
12-1563	26204-86	1986-90	Complete
12-9980	26488-75	1977-90	Shaft w/Gear only
12-0055	26204-91A	1991-up	1991-up Complete
12-9929	26204-91A	1991-up	Complete
12-9981	26488-91	1991-up	Shaft w/Gear only
10-0749	26431-76	1977-90	Cover Bushing
10-0750	26489-75	1975-90	Body Bushing



12-1380

Oil Pump Drive Gears for XL.


VT No.	OEM	Fits
12-1380	26318-75	1977-87
12-1377	26318-88A	1988-up

Oil Pump Gaskets.

GB No.	James	OEM	Fits
15-0129	15-0942	26256-52	1957-76 Body to Crankcase
15-0945	15-0945	26258-52	1957-E62; 1972-76 Outer Cover to Body
15-0133	15-0946	26258-62	1962-71 Outer Cover to Body
15-0135	15-0950	26259-52	1957-E62; 1972-76 Body to Inner Cover
15-0136	15-0951	25259-62	1962-71 Body to Inner Cover
15-0199	15-0961	26435-75	1977-90 Pump Mounting
—	15-1436		As Above, Foam®
15-0684	15-0962	26495-89A	1991-up Pump Mounting
—	15-1437		As Above, Foam®

Shims for XL's.

VT No.	OEM	Use
12-0711	6732B	Pushrod
12-0704	.005	Rocker Arm
12-0710	.007	Rocker Arm
12-0715	.015	Rocker Arm
12-0705	6769	.007 Cam (1, 3, 4)
12-0706	6770	.005 Cam (1, 3, 4)
12-0716	6771	.015 Cam (1, 3, 4)
12-0717	6773	.005 Cam (#2)
12-0718	6775	.010 Cam (#2)
12-1258	6778	.015 Cam (#2)
12-0709	6802	Starter Crank
12-0713	.003	Sprocket Shaft 1952-76
12-0714	.003	Sprocket Shaft 1976-up



12-0704



14-0109

Oil Pump Seals.

James	GB No.	OEM	Fits
14-0611	14-0109	12036A	1977-90
14-0623	14-0114	26227-58	1958-90



Acorn Screw



Allen Screw

XL Oil Pump Mounting Kits.

Hex Chrome	Hex Cad	Allen	Acorn	Years
8814-15	8815-15	8816-10	—	1952-Early 71
9614-10	—	8816-10	—	Late 1971-76
—	—	8817-10	9806-8	1977-90
—	—	9774-8	9775-8	1991-up



32-0428

Oil Pressure Switch is precision calibrated. Replaces 26554-77. Fits 1977-up.
VT No. 32-0428



15-0613


Oil Pump Gasket Kits for Sportster.

James	VT No.	Years
15-0850	15-0613	1977-90
15-1225	—	1991-up

Oil Lines



40-0115



40-0116

Chrome Oil Line Sets for Sportster rocker boxes which include fittings and seals.

VT No.	Fits	Type
40-0115	1957-84	Coil
40-0116	1957-70	Magneto
40-9986	Fittings for Above, 4 pack	
14-0147	63529-57, Seals only, 100 pack	
14-0930	As Above Red Silicone, 50 pack	



Stainless Steel Braided Overhead Rocker Arm Oil Lines. Fit 1957-84 Sportster.
VT No. 40-0242



Breather Pipe replaces 24912-52A on 1954-78 XLH-XLCH, chrome with fitting nut.

VT No. 40-0121



Motor Shop Services Sportster 4-Speed Mainshaft Gear Cluster Assemblies. Each shaft is assembled with correct thickness thrust washers and snap ring for proper gear clearance. Also included is shaft end play washer assortment for proper end play shimming during installation.

Mainshaft Assemblies

VT No.	Year
17-1250	1956-69 XLCH
17-1251	1967-70 XLH Only
17-1252	1971-E84
17-1253	Late 1984-86
17-1254	1987-90

4-Speed Transmission Installation Tips

VT No. 17-0028, 17-0027, 17-0032, 17-0030, 17-0033, 17-0034, 17-0031, 17-0029

All XL Transmission assemblies are bench tested for positive gear engagement and disengagement but it is always best for a final check after unpacking transmission before being installed.

All V-Twin Transmissions are assembled with late style shifter cam plate that uses welded in pin for neutral switch indicator. On some early (Pre 1974) case this pin may have to be shortened or removed to allow cam plate to move freely. Failure to check this will cause transmission to not completely shift through all gears. This should be checked first prior to assembly.

Gear Engagement Check

Rotate pawl carrier (EE) until pawl carrier contacts lifter arm (Y+X). Hold the shifter cam (D) with opposite hand to prevent cam follower (I) from completing gearshifts. If hand pressure is released from shifter cam the gears will be drawn into complete engagement and all inspection procedures will be performed incorrectly.

Shift transmission into first gear then check gear to dog Pocket Engagement. Correct engagement should be 25%.

Shift transmission into all other gears checking Pocket Engagement, which must be at least 50%.

Filing of lifter arms (Y+X) will produce changes in Pocket Engagement.

Establishing Mainshaft and Countershaft Endplay

Use the thinnest low gear washer and mainshaft washer. On 1954-early 84 models the mainshaft thrust washer must be installed with Tang Down. For 1954-early 1984 models the mainshaft needle bearing will have to be installed. Temporarily install access cover to crankcase with all transmission parts. Carefully align Cover Dowel Pins and with a rawhide mallet tap into position and install four cap screws.

When installing transmission into case check shift fork shaft for correct alignment to case. Do not force transmission into case if shift fork shaft will not go in to case. If shift fork shaft is forced into case damage or bending to shaft will happen causing shifter roller finger to bind against shifter cam plate or shifter fork binding on shaft or with pawl carrier assembly.

On 1954-E84 Models Inspect case race and rollers, if badly pitted scored or worn they should be replaced. Correct fit of main bearing is .0006in-.0014in. If clearance is beyond specified limit a new race and bearings must be installed, and line lapped for proper fit. **Note:** Fitment of door to case may sometimes requires reaming of holes in access door or removal of alignment pins from case. If removal of dowel pins is necessary tapping dowel pin holes and use of additional bolts is suggested.

Note also that even during factory assembly process several access doors were tried before final assembly.

Using a Dial Indicator measure mainshaft endplay from sprocket side of shaft, press against clutch gear so that bearing seats against lock ring in access cover. Move shaft back and forth and measure endplay while holding clutch gear in. If endplay is not within specification (see chart) install thrust washer of suitable size.

With access cover still in place bend a discarded spoke or other suitable wire and wedge into hole on end of countershaft. Push and pull countershaft and measure endplay with dial indicator. If endplay is not within specification (see chart) install countershaft washer of suitable size.

After countershaft endplay has been established install oiler plug in access cover with oil hole up.

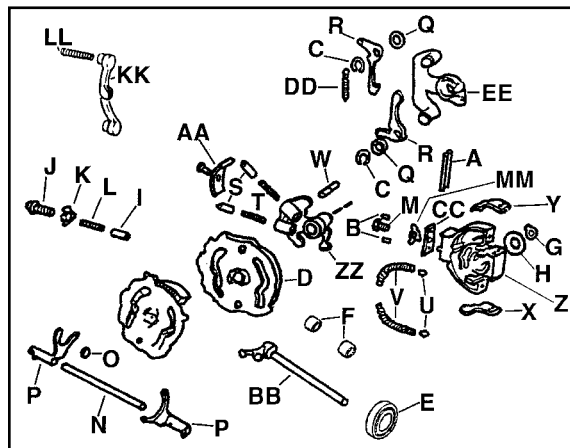
Note: On 1959-early 84 models the clutch must be temporarily installed and the 1984-85 models the Stator spacing ring and the Stator must be installed on access door before above Endplay clearances can be established.

When Mainshaft and Countershaft end play established install **new** shifter shaft into the crankcase so that the shifter lever arm is centered. Using a grease pencil mark the shaft at the 12 o'clock position by marking the shaft you can tell if the shifter lever arm position changes when installing the transmission. Correct shaft to shifter pawl yoke engagement is important for proper gear shifting. Install transmission and rotate countershaft slowly to check that the gear shift arm is engaged with shifter pawl. To do so rotate shift lever, a noticeable resistance to movement indicates proper engagement.



4-Speed Transmission

1984-90 Units include Billet door by Sifton



Complete XLH-XLCH 4 Speed Transmission Gear Assembly Unit includes gears, mainshaft, countershaft, shift forks and shafts assembled to trap door. Order right side case races, rollers, shims and bearings separately. Shift selector shaft included.

VT No. Years

17-0028 1956-66 XLH-XLCH, 1967-69 XLCH

17-0027 1967-70 XLH, 1970 XLCH

17-0032 1971-72 XLH-XLCH

17-0030 1973-74

17-0033 1975-76

17-0034 1977-84

17-0031 Late 1984-85

17-0039 1986

17-0029 1987-90

Note: Main and countershaft end play and trap door alignment with case must be established and adjusted before final assembly.



	Transmission End Play Specifications		
	1956-78	1979-Early 84	Late 1984-85
Countershaft	0.004-0.009	0.007-0.015	0.004-0.015
Mainshaft	0.003-0.009	0.003	0.003



Batch of Transmissions Assembled!



5-Speed Trans Gear



1991-03 5-Speed Gear Sets are available as kits which include: 1st gears, 2.68, counter and main, 2 pieces; 2nd gears, counter and main, 2 pieces; 3rd gears, counter and main, 2 pieces; 4th gears, counter and main, 2 pieces;

5th gears, counter and main, 2 pieces, countershaft, 1 piece; and mainshaft, 1 piece.

VT No. 17-6015



Medium Close Ratio 1st and 2nd for drags and modified street bikes needing closer ratio shifts through 1st and 2nd gear, ratio "S" gear sets will be a distinct advantage. Set of 2 gears.

VT No.	Ratio	Fits
17-9816	2.368 1st gear set	1991-03
17-9724	1.876 2nd gear set	1991-03



1994-03 5-Speed Trans Doors Stock.

VT No.	OEM	Item	Type
17-0956	25238-94	Door	Stock
37-8935	16573-83	Insert	Stock



1991-up 5-Speed Transmission Hardware.

VT No.	OEM	Item	Fits
12-1159	11019	Retaining Ring	1991-03
12-0905	11031	Retaining Ring	1991-03
12-0968	33653-90	Retaining Ring	1991-03
13-9225	34481-91A	Spring	1991-03
13-9232	34491-91	Spring	1991-03
17-9853	6003	Thrust washer	1991-up
12-0366	8876A	Bearing, 4 pc	1991-up
12-0339	8977	Bearing, closed end	1991-up
12-0361	8996A	Ball Bearing	1991-up
12-0928	11067	Retaining Ring	1991-up
12-0952	11161	Retaining Ring	1991-up
14-0534	11165	Quad Seal	1991-up
14-0918	12030	Oil Seal	1991-up
14-0962*	12067B	Oil Seal	1991-up
17-0560*	33344-94	Spacer, Belt	1994-up
17-0586	35020-89	Retainer, Countershaft	1991-up
12-9997	35051-89	Needle Bearing	1991-up
17-0588	35063-89	Spacer	1991-up
17-9851**	33334-85	Spacer	1985-93

*Note: Use on 1991-up with rear belt.

**Note: Use on 1991-up with rear chain. Requires 14-0616 seal.

Speed	Main Drive	Drive	Seal	Spacer
5	17-9105	Belt	14-0962	17-0560
5	17-9105	Chain	14-0616	17-9851



Super Close Ratio 1st, 2nd, 3rd, 4th "Y" gear sets will put more usable torque where it belongs-at high RPMs. 2 gears per set.

VT No.	Ratio	Gear
17-9717	2.026	1st
17-9727	1.670	2nd
17-9737	1.364	3rd
s17-9747	1.158	4th



5-Speed 1991-up Gears and Shafts.

VT No.	OEM	Item	Type	Brand
17-9110	Set	2.61 close ratio 2 piece 1st gear set	1991-03	Andrews
17-9101	35771-89	2nd main/3rd counter	1991-03	Andrews
17-9103	35772-89	3rd main/2nd counter	1991-03	Andrews
17-9104	35773-89	4th gear/Main	1991-03	Andrews
17-9144	35775-89	4th gear/Counter	1991-03	Andrews
17-9105	35034-89	Main drive gear	1989-03	Andrews
17-9153	35633-89	Counter drive gear	1989-03	Andrews
17-9180	35640-89	Mainshaft	1989-03	Andrews
17-9183	35640-89	Mainshaft	1989-03	V-Twin
17-9182	35641-89	Countershaft	1989-03	V-Twin
17-9170	35641-89	Countershaft	1989-03	Andrews
17-0723	35163-06	Mainshaft	2006-up	V-Twin



Transmission Drain Plugs.

A. Chrome dome head plug with an oversize thread and one tap for rethreading the stripped out drain hole. Fits 1965-up O.H.V. Big Twin and 1967-up Sportster w/4 -Speed transmission.

VT No.	Type
7502-2	Plug and Tap
7503-1	Plug Only

B. Stock style of drain plug and brass gasket used on Sportster transmission and motor case also oil tank with 1/2"-13 thread.

VT No.	Finish
8494-1	Chrome
8495-1	Cadmium
8495-1T	Cadmium
15-0194	Brass Gasket
15-1158	Brass Gasket James

Drain Plug

COLONY



4-Speed XLH-XLCH Gears



A 17-1140



B 17-1141



C 17-1142



D 17-9760



E 17-9826



F 17-9146



17-4850 Set

Clutch Gears for Sportster, 17 tooth, includes bushing and Torrington needle bearing.

Andrews	VT No.	#	OEM	Fits
—	17-1140	A	37449-56	1956-66 XLH-XLCH
—	—	—	—	1967-69 XLCH
—	17-1141	B	37448-67	1967-70 XLH, 1970 XLCH
17-8710	17-1142	C	37448-71	1971-E79 XL's
17-8711	17-9760	D	37448-79	L1979-E84 XL's
—	17-9826	E	37448-84A	L1984-86
17-4850	17-9146	F	37448-87	1987-90, 18T



17-6011

ANDREWS

4-Speed Gear Sets For Sportster are available as kits which include: 1st gears, counter and main, 2 pieces; 2nd gears, counter and main, 2 pieces; 3rd gears, counter and main, 2 pieces; 4th gears, counter and main, 2 pieces: the countershaft, and mainshaft, **must be ordered separately.**

1973-78	1979-84	Evolution 4 Speed	Brand
"W" 1st, Stock 4th			
17-6011	17-7654	—	Andrews
"W" 1st, "C", 4th			
17-6012	17-7655	17-7656	Andrews
Stock 1st, Stock 4th			
17-6013	17-7657	—	Andrews
—	17-0761	—	V-Twin
Stock 1st, "C" 4th			
17-6014	17-7658	17-7659*	Andrews

***Note:** Requires use of early countershaft 35613-58, VT No. 17-0328, 17-1151 or 17-8248



12-0327

VT No.	Torrington	OEM	Type/Use
12-0461	12-0326	35690-54	Closed Transmission
12-0396	12-0327	35961-52	Open, Transmission



17-1122




17-0168



17-1119



17-9825



17-5621



1st and Countershaft Drive Gear.

VT No.	Andrews	#	OEM	Teeth	Shaft	Fits
17-1122	17-1050	A	35277-52A	27	Main	1954-90
17-1053	—	—	Sifton	27	Main	1954-90
17-0168*	—	B	35760-54	17	Counter	1954-72
17-1119	17-1060	C	35760-73	17	Counter	1973-83
17-9825	—	D	35760-84A	17	Counter	1984-90
—	17-8580	E	35695-58	27	Counter	1958-86
17-5621	17-5620	F	35695-87	26	Counter	1987-90
17-1143	—	E	Sifton	27	Counter	1958-86

***Note:** Includes speedometer drive gear.



17-1123



2nd Gears

VT No.	Andrews	OEM	#	Teeth	Shaft	Fits
17-1126	17-8241	35750-58A	C	20	Counter	1958-90
—	17-8242	35296-56A	B	23	Main	1956-90
17-1123	Sifton	35296-56A	—	23	Main	1956-90

3rd Gears

VT No.	Andrews	OEM	#	Teeth	Shaft	Fits
—	17-8243	35709-54B	D	23	Counter	1954-90
17-1124	Sifton	35709-54B	D	23	Counter	1954-90
17-1120	17-8244	35305-56A	A	20	Main	1956-90



17-5622

Andrews "C" Ratio Gear Sets provide true close ratio shifting for XL gear boxes.

VT No.	Fits
17-8720	1971-78 All XL
17-8721	1979-Early 84 All XL
17-4850*	Late 1984-90 All XL
17-5622*	Late 1984-90 All XL (Sifton)

***Note:** From 1987-90 all XL models have "C"

Ratio Main Drive Gears as stock parts. Also fits late 1984 alternator 1000cc models.

Gear	Stock Ratio	"C" Ratio
1st	2.52	2.29
2nd	1.83	1.66
3rd	1.38	1.26
4th	1.00	1.00

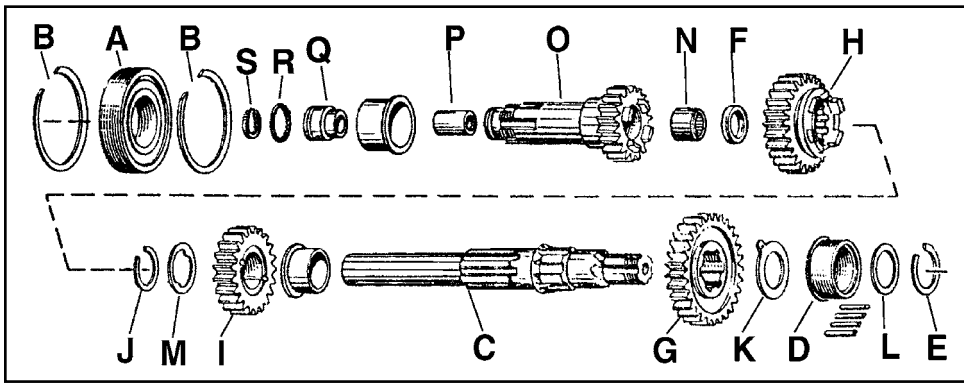


Andrews Wide Ratio 1st Gear Sets

changes 1st from 2.52 ratio to 2.68 for more low end torque with 21T or 22T trans sprocket. Fits 1973-85. Can also be used on 1986-90 models if early type countershaft is used. VT No. 17-9856



4-Speed Main Shaft Hardware



Main Shaft Hardware

VT No.	OEM	#	Item
12-0308	9025A	A	Ball Bearing, each
12-9936	9025A	A	As Above, Torrington
12-0378	35030-89	A	Ball Bearing, 1989-up 5-Speed
12-0958	11006	B	Retaining Ring Inner, 1986-up
12-0965	11180	B	Retaining Ring, 1984-90 Outer
12-0930	35112-52	B	Retaining Ring, 1954-Early 84
12-0966	35112-84	B	Retaining Ring Inner, Late 1984-85
17-1165	35044-56	C	Mainshaft, 1956-69 XLCH-XLH 1967-69 XLCH
17-8080	As above	C	Andrews
17-1166	35046-67	C	Main Shaft, 1967-70 XLH
17-1167	35046-71A	C	Main Shaft, 1971-E84, XL's
17-8120	As above	C	Andrews
17-9982	35036-84A	C	Main Shaft 1984-90 XL's

Main Shaft Oil Seals

17-1160	1952-E1984
14-0150	L1984-1990

XL Trans Main Bearing Race.

VT No.	OEM	#	Years	Size
17-1136	35105-52	D	1954-83	Standard
17-1178	As Above	D	Jims	Standard
17-1137	—	D	1954-83	.002
17-1138	—	D	1954-83	.005
17-1180	As Above	D	Jims	.005
17-1139	—	D	1954-83	.010
17-9912	—	D	1954-83	.020
17-9924	35105-83	D	E1984 only	Standard
17-9925	—	D	E1984 only	.005
17-9927	—	D	E1984 only	.002
12-0359	9118	DD	1984-90	Bearing
12-0361	8996	DD	1991-2005	Bearing
17-1182	35041-84	D	L1984-90	Standard
17-1183	—	D	L1984-90	.002
17-1184	—	D	L1984-90	.005
12-0931	35113-52	E	Retaining Ring 1954-Early 84	
17-9913	35216-79	F	Thrust Washer	.212
17-1125	35361-56	F	Thrust Washer	



XL Transmission Rollers. Available in set of 23 or 100.

23 Pack	100 Pack	OEM	Size
17-1147		9095	Standard
17-1148	12-4588	9096	.0004
17-1149	12-4589	9097	.0008



Oil Seal and Retainer Kit. Metal retainer with seal. Replaces 35150-52, includes gasket and screws. Fits all 1952-Early 1984. **VT No. 17-1160**

17-1122	35277-52A	G	M.S. First Gear, 1954-86, 27T
17-1050	As Above	G	Andrews
17-8242	35296-56A	H	M.S. Second gear, 1956-90, 23T Andrews
17-1120	35305-56A	I	M.S. Third Gear 1956-90, 20T
17-8244	As above	I	Andrews
12-0932	35337-56	J	1956-up Snap Ring
17-1128	35326-73	K	Thrust washers .080, 54-78, 5 pack
17-9752	35326-Set	K	Set 15 pc .030-.125 54-78 Right
17-9236	35385-84	K	.067 Right Side 1984-90, 5 pack
17-9237	35384-84	K	.072 As above
17-9238	35383-84	K	.079 As above
17-9239	35382-84	K	.084 As above
17-9240	35381-84	K	.090 As above
17-9241	35380-84	K	.096 As above
17-9247	35385-Set	K	1984-90, .067-.096, Six Piece Set
17-9930	35360-Set	K	1979-83, .098-.125, Four Piece Set
17-1129	35363-52	L	Thrust washer
17-1127	35364-56	M	Thrust washer
17-0089	35356-86	M	Thrust washer
12-0327	35961-52	N	Needle Bearing
17-1140	37449-56	O	Clutch gear 1956-66 XLH-XLCH 1967-69 XLCH
17-1141	37448-67	O	Clutch gear 67-70 XLH, 70 XLCH
17-1142	37448-71	O	Clutch gear 1971-E79 XL
17-8710	As above	O	Andrews
17-9760	37448-79	O	Clutch gear Late79-E84 XL includes P, N, F installed
17-8711	As Above	O	Andrews
17-9826	37448-84A	O	Clutch Gear Late1984-86, All
17-9146	37448-87	O	Clutch Gear 1987-90
17-4850	As Above	O	Andrews Set (Two Piece)
10-0751	37458-52	P	Bushing, Clutch Gear
10-0764	37538-56	Q	End Bushing Clutch Gear
14-0502	11103	R	O-Ring
14-0127	37531-56B	S	Seal



XL Mainshaft

Andrews	VT No.	OEM	Fits
17-8080	17-1165	35044-56	1956-66 KH-XL-XLH-XLCH 1967-69 XLCH
—	17-1166	35046-67	1967-70 XLH, 1970 XLCH
17-8120	17-1167	35046-71A	1971-E84 XLH-XLCH
—	17-0143	35046-71A	As Above, Sifton
17-8121	17-9982	35036-84A	1984-90 XLH
17-9180	17-9183	35640-89	1991-05 XLH
—	17-0723		2006-up XL

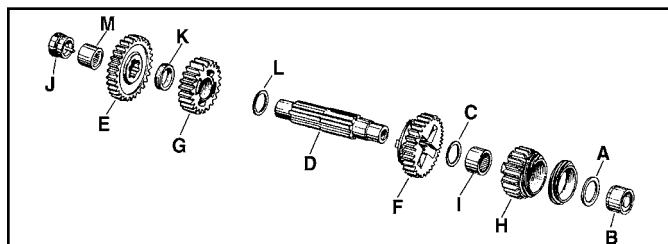


4-Speed XL Countershaft



Countershaft Assemblies

17-1260	1954-72
17-1261	1973-E84
17-1262	L1984-86
17-1263	1987-90



1954-E84 Sportster Countershaft Hardware

Note: Washers sold in packs of 5, unless noted.

VT No.	OEM	#	Item	VT No.	OEM	#	Item
17-9200	35818-72	A	.020	17-9231	35821-52	A	.055
17-9228	35327-73	A	.025	17-9232	35824-52	A	.060
17-9201	35819-72	A	.030	17-9233	35825-72	A	.065
17-9229	35328-73	A	.035	17-9203	35828-72	A	.070
17-9202	35821-72	A	.040	17-9234	35829-52	A	.075
17-9227	35329-73	A	.045	17-9204	35830-72	A	.080
17-9230	35820-52	A	.050	17-9205	35326-86	A	.085
17-1132	Set of 12	A	.020, .025, .030, .035, .040, .045, .050, .055, .060, .065, .070, .075				
12-0326	35960-54	B	Countershaft Bearing				
17-9253	35836-55	C	.075 Washer				
17-9254	35838-55	C	.085 Washer				
17-9206	35839-55	C	.100 Washer				
17-9235	35840-52	C	.065 Washer				
17-1133	Set of 4	C	.065, .075, .085, .100 Washer				
17-1151	35613-58	D	Countershaft				
17-8248	As above	D	Andrews				
17-0328	As above	D	Sifton				
17-8580	35695-58	E	Countershaft Drive, 27T Andrews				
17-8243	35709-54B	F	Countershaft Third, 23T, Andrews				
17-1126	35750-58	G	Countershaft Second				
17-8241	As above	G	Andrews				
17-0168	35760-54	H	Countershaft Low 1958-72 with Speedometer Gear 17T				
17-1119	35760-73	H	Countershaft Low Gear, 17T 1973-Early84				
17-1060	As above	H	Andrews				
10-2516	35787-52	I	1st Gear Bushing, 1954-Early72				
10-0752	35787-72	I	1st Gear Bushing, Late1972-Early84				
17-9771	35631-54	J	Oiler Plug 1954-72				
17-9871	35631-73	J	Oiler Plug 1973-86				
17-1135	35809-58	K	Thrust washer				
17-1134	35841-58	L	Thrust washer				
12-0327	35961-52	M	Countershaft Bearing, Open				



Sifton™ Countershafts

VT No.	OEM	Year
17-0328	35613-58	1954-E84
17-9831	35613-84	1984-90
17-9182*	35641-89	1991-up

*Note: 5 Speed

L1984-85 Sportster Countershaft Hardware

VT No.	OEM	#	Item
17-9200	35818-72	A	.020 Washer
17-9228	35327-73	A	.025 Washer
17-9201	35819-72	A	.030 Washer
17-9229	35328-73	A	.035 Washer
17-9202	35821-72	A	.040 Washer
17-9227	35329-73	A	.045 Washer
17-9230	35820-52	A	.050 Washer
17-9231	35821-52	A	.055 Washer
17-9232	35824-52	A	.060 Washer
17-9233	35825-72	A	.065 Washer
17-9203	35828-72	A	.070 Washer
17-9234	35829-52	A	.075 Washer
17-9204	35830-72	A	.080 Washer
17-9205	35818-72	A	.085 Washer
17-1132	Set of 12	A	.020, .025, .030, .035, .040, .045, .050, .055, .060, .065, .070, .075
12-0326	35960-54	B	Countershaft Bearing
17-9929	Set of 4	C	.047, .056, .066, .080
17-9831	35613-84	D	Countershaft
17-8580	35695-58	E	Countershaft Drive, 27T, Andrews
17-8243	35709-54B	F	Countershaft Third, 23T, Andrews
17-1126	35750-58	G	Countershaft Second
17-8241	As above	G	Andrews
17-9825	35760-84A	H	Countershaft Low, 17T
12-0368	8888	I	Low Gear Bearing
17-9871	35631-73	J	Oiler Plug
17-1135	35809-58	K	Thrust washer
17-1134	35841-58	L	Thrust washer
12-0327	35961-52	M	Countershaft Bearing, Open

1986-90 Sportster Countershaft Hardware

17-9221	35865-86	A&C	Thrust washer .030,
17-9223	35864-86	A&C	.035 As Above
17-9224	35863-86	A&C	.040 As Above
17-9225	35862-86	A&C	.045 As Above
17-9226	35861-86	A&C	.050 As Above
17-9251	35860-86	A&C	.055 As Above
17-9928	Set of 6	A&C	.030, .035, .040, .045, .050, .055
12-0326	35960-54	B	Bearing
17-9831	35613-84	D	Countershaft, Sifton
17-5621	35695-87E	E	Countershaft Drive 26T
17-5620	As Above	E	Andrews
17-8243	35709-54B	F	Third Gear, 23T, Andrews
17-1126	35750-56	G	Second Gear
17-8241	As above	G	Andrews
17-9825	35760-84A	H	Low Gear, 17T
12-0368	8888	I	Low Gear Bearing Countershaft
17-1135	35809-58	K	Thrust washer
17-1134	35841-58	L	Thrust washer
12-0327	35961-52	M	Bearing, Open



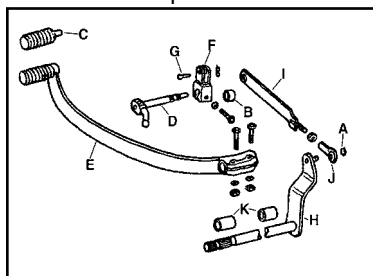
XLH-XLCH Transmission Parts Continued.

17-0053	34507-52A	Y	Pawl Lifter Arm, High
17-0233	Set	XY	Pawl Lifter Arm Set
N/A	34514-75A	Z	Pawl Support, 1977-90, Trock
17-9847	34514-75A	Z	Pawl Support, 1977-90
N/A	34489-52A	ZZ	Pawl Carrier 1954-71
17-9949	34494-74C	EE	Pawl Carrier 1972-90
17-0052	34525-70	AA	Pawl Retainer
17-1164	34628-54A	BB	Shift Shaft 1954-74
17-1162	34627-75	BB	Shift 1975-76
17-0051	35891-66	CC	Shim, Pawl Support
13-0137	37222-52	DD	Shift Pawl Spring, 1972-90
13-9232	34491-91	DD	Shift Pawl Spring, 1991-up



Gear Selector Shafts for 1954-up Sportster models.

VT No.	OEM	Years
17-1164*	34628-54A	1954-74
17-1186	34628-54	1954-74
17-1162*	34627-75	1975-76
17-1189*	34628-75	1977-85
17-1171*	34628-86	1986-90
17-1172*	34015-91	1991-2003
17-0987	34014-06	2006-up
10-1259	35404-74	1977-up, Thrust washer
14-0102	12010	1986-up Oil Seal
10-0733	40520-63	1979-up Bushing
10-0724	34037-52	1954-74 Bushing
14-0160	37101-84	1984-up Oil Seal
12-1292	16825-48	1954-74 End Plug

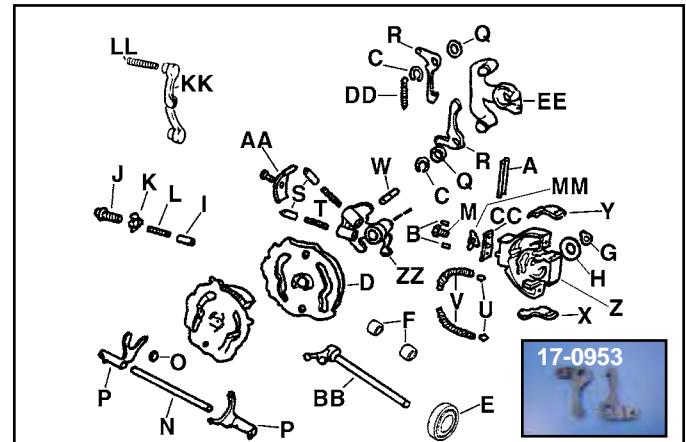


1975-76 Shifter Linkage replaces stock pieces for Sportsters.

VT No.	#	OEM	Item
12-0938	A	11016	Retainer
10-2483	B	34037-75	Bushing
21-0901	C	34611-65	Rubber
17-1162	D	34627-75	Shaft, Shifter
21-2034	E	34666-75	Lever, Chrome
17-0065	F	34670-75	Inner Lever
23-0421	G	42269-30	Clevis Pins washer and cotter pins
17-9758	H	42548-75	Cross Shaft
17-9780	I	42583-75	Shift Link
17-9781	J	42585-75	Pivot End, 5/16" x 24
10-2505	K	47757-52	Bushings, 2 pack



4-Speed XLH-XLCH Trans



XLH-XLCH Transmission Parts

VT No.	OEM	#	Item
12-0974	638	B	Pin Arm Support
12-0939	11036	C	Retaining Ring
17-0061	34012-52C	D	Cam Plate 1952-76
17-0502	34012-75B	D	Cam Plate 1977-90
14-0116	34035-52	E	Oil Seal, 5 pack
10-0724	34037-52	F	Shifter Shaft Brush, pair
12-0917	34040-52	G	Cam Retainer Ring
17-0086	34060-52	H	Thrust Washer 1954-76, each
17-9911	35336-74	H	Thrust Washer 1977-90, each
17-0076	34062-52	I	Shifter Cam Follower
17-0067	34065-52	J	Cam Follower Bolt, each
17-0923	34067-52	K	Cam Bolt Lock Tab
17-0751	Kit	I,J,K	Cam Follower Kit
17-9845	34063-84	KK	Shifter Cam Follower
13-0130	34068-52	L	Cam Follow Spring
13-9161	29980-84A	LL	As Above 1984-up
17-0227	4621	M	Shifter Cam Bolt 1954-Early 84
17-0231	3854	M	Shifter Cam Bolt Late 1984-90
17-0919	34069-71	MM	Bolt Lock, Shift Cam
17-1159	34141-52A	N	Fork Shaft
17-0118	34168-52	O	Roller, Shift Fork, pair
17-1152	34291-52B	P	STD Steel Shift Fork
17-9793	—		+005 Steel Fork
17-9792	—		-.005 Steel Fork
17-1153	—		+010 Steel Fork
17-1154	—		-.010 Steel Fork
17-1155	34292-72		+020 Steel Fork
17-1156	34293-72		-.020 Steel Fork
17-9790	—		+030 Steel Fork
17-9791	—		-.030 Steel Fork
17-1175	—		Standard Forged Brass Shift Fork
17-1173	—		+010 Forged Brass Fork
17-1174	—		-.010 Forged Brass Fork
17-1176	—		+020 Forged Brass Fork
17-1177	—		-.020 Forged Brass Fork
17-0058	34461-72	Q	Shift Pawl Spacer
17-0953	34476-72	R	Shift Pawl (2), Sifton
17-0073	34477-53	S	Shift Pawl Left, each
—	34478-53	S	Shift Pawl Right, each
13-0133	34482-53	T	Shift Pawl Spring
17-0056	34485-52	U	Plug Retainer
13-0134	34500-52A	V	Pawl Carrier Spring
17-0055	34503-52	W	Pawl Carrier Pin
17-0054	34506-52A	X	Pawl Lifter Arm, Low



Transmission Components



Shifter Forks steel type or brass forks available in standard or offset dimension. Both are one piece forged, heat treated and machined to stock specification. Use on all 4 Speed 1952-90. Sold each.

Brass	Steel	Size
17-1175	17-1152	Standard
—	17-9793	+0.005
—	17-9792	-.005
17-1173	17-1153	+0.010
17-1174	17-1154	-.010
17-1176	17-1155	+0.020
17-1177	17-1156	-.020
17-9794	17-9790	+0.030
17-9795	17-9791	-.030



Shifter Finger Roller replaces 34168-52. Fits 1954-90, sold in pairs.
VT No. 17-0118



Shifter Fork Shaft.	VT No.	OEM	Years
	17-1159	34141-52A	1952-84
	17-1170	34141-84A	1985-01



Pawl Carrier Support Only. Fits 1977-90, replaces 34514-75A.
VT No. 17-9847



Shifter Cam Follower replaces 34063-84 on 1985-90, made of durable steel.

VT No.	Item
17-9845	Shifter Cam Follower
13-9161	Spring for Above



Cam Follower Kit includes steel follower and two springs Fits 1985-90.
VT No. 17-0850



Pawl Carrier Assembly is an exact replica of forged aluminum as original and includes all internal parts assembled for XL 1952-90 4-Speed models. Replaces 34016-77. Order bolt separately.

VT No.	Item
17-0087	Assembly
17-9949	Pawl Carrier
17-0227	Bolt for 1954-E84
17-0231	Bolt for Late 1984-90



Sportster Shifter Pawl Assembly includes shifter pawl carrier, Shifter pawls, pawl springs, pawl spacer and retaining rings. Fits 1972-90 all XL models.

VT No. 17-9801



Weld In Case Repair Section fits 1957-83 cases.

VT No. 43-0116



Crank Case Vent Fitting replaces 34744-77. Fits 1977-80.

VT No. 40-0513



Magnetic Drain Plugs prevent metal particles from circulating through engine and transmission cases, oil tank, etc.

VT No.	OEM	Size	Use
37-0096	707	1/2 — 13	XL Transmission
37-0098	720, 706A	5/8 — 18	Oil Tank and Time Hole
37-8961	718	1/4 — 18	NPT Chain Cover

Access Doors



VT No. 17-9148 is 7775-T6 aluminum and tempered 83, 000 lb tensile strength

XLH-XLCH Transmission Products are guaranteed for quality and fit.

VT No.	Years	Item	Type
17-1161	1957-83	Door	Replica
17-1187	1957-83	Door with bearing	Replica
17-9148	1984-90	Door with alternator	Sifton
17-0956	1994-03	Door	Stock
37-8935	1991-03	Insert	Stock
12-1154	1957-90	Dowel	Pin Standard
12-1155	1957-90	Dowel	.010 Oversize



17-9148 Door Production



Cover 1971-76



43-0109



43-0173



43-0125

Sprocket Cover. Features starter motor cut out, fits both kick and electric start or electric start only models. Stock replacement type, not reinforced. Fits 1971-76 XLCH-XLH.

Polished Chrome Type

- 43-0108 43-0109 Kick and Electric
 — 43-0173 Electric Only
 — 43-0125 Electric Only



43-0145



43-0180

Reinforced Sprocket Cover features extra thick, heavy duty in cast aluminum. Fits 1971-76 XLH-XLCH.

Polished Chrome Type

- 43-0117 43-0145 Kick Only
 43-0118 43-0180 Kick Starter and Electric



1971-78 Kick Starter Return Spring Stud

- VT No. Finish
 17-0156 Chrome
 9900-1 Chrome
 9901-1 Cadmium

Cover 1986-up



43-0166



43-0167



43-0129



43-0130



43-0130 Installed



43-0080



43-0149



43-0150



43-0185



43-0186

Sprocket Covers are die-cast as original. Order hardware separately. Fits XLS-XLH.

Polished	Chrome	Black	OEM	Year
43-0166	43-0167		34911-81B	1986-90
43-0129	43-0130		34911-81A	1981-85
—	43-0080		Belt	1986-90
43-0149	43-0150	43-0330	34911-91	1991-03
43-0185	43-0186	43-0329	34932-04	2004-up

Sprocket Cover 1977-80



43-0111
43-0138



43-0112
43-0144



43-0172



43-0177



43-0178
43-0119



43-0152
43-0120

1977-78 Sprocket Covers for XLCH kick only, and XLH kick and electric. Has foot peg stud hole. Replaces OEM 34850-77 kick, 34870-75A kick and electric.

Polished Chrome Type

- 43-0111 43-0138 Kick
 43-0112 43-0144 Kick and Electric
 — 43-0172 Electric Only



Allen Style



Acorn
Screw



Stock
Screw

Mount Kits

Chrome	Chrome	Cad	Years	Type
8888-2	—	8889-2	1971-76	Stock
7155-4	—	—	1971-76	Acorn
8784-4	8784-4T	—	1971-76	Allen
8786-5	8786-5T	—	1977-80	Allen

1979-80 Sprocket Covers.

Chrome	Polished	OEM	Year
43-0177	43-1195	34870-79	1979
43-0178*		34872-79	1979
	43-0119*	34888-79	1979
43-0152	43-0120	34911-80A	1980

*Note: For kick and electric start.



1979 Kick Starter Return Chrome Spring Stud.

VT No. 9902-1



Kick Starter Gear Kit

17-1105



XLCH Ratchet Gear Kit includes gear, plate, rivets, machined spacer and spring for appropriate year. Spacer supplied as noted.

VT No.	Year	Spacer
17-1103	1954-70	17-1100
17-1104	1971-72	17-1100
17-1105	1973-79	17-1102

17-1146



XLCH Internal Kick Starter Gear Kit has parts pictured, matched ratchet gear set with sleeve, crank gear, spring, rivets, locks, shaft and the hard to find hardware for XLCH repair or XLH conversion. Only needed parts are a cover, kick starter spring and arm assembly. 1980-up Sportsters are not drilled to accept a kicker shaft.

VT No.	Fits
17-1144	1954-70
17-1145	1971-72
17-1146*	1973-79

***Note:** Must be used with early style one piece kicker arm
VT No. 17-0308.

1981-up Sprocket Cover and Hardware

42-0840



42-0843



42-0845



42-0930



42-0383



42-0384



Sprocket Cover Trim fits over existing cover for XL's as noted.
Includes hardware.

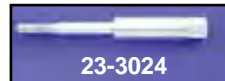
Chrome	Black	Fits
42-0840		1986-90
42-0843		1981-85
42-0845	42-0383	1991-2003
42-0930	42-0384	2004-up



23-1728




23-3080



23-3024



23-3079



23-3015

Sprocket Cover Hardware. Fits XLS-XLH.

VT No.	OEM	Years	Item
23-3024	34866-86A	1986-90	Mount Stud
23-3015	42441-80	1980-90	Pivot Stud
23-3079	42441-90	1991-2003	Pivot Shaft
23-1728	34909-83	1983-90	Master Cylinder Support Bracket
23-3080	34933-96	1991-2003	Master Cylinder Support Bracket

***Note:** Fits belt and chain drive.



Acorn



Allen

Sprocket Cover Screw Sets.

Acorn	Allen	Years
—	8786-5	1981-85
8866-8	9750-6	1986-2003
—	9750-6T	1986-2003
—	2226-4	2004-up



1952-79 XLH Kick Starter Conversion

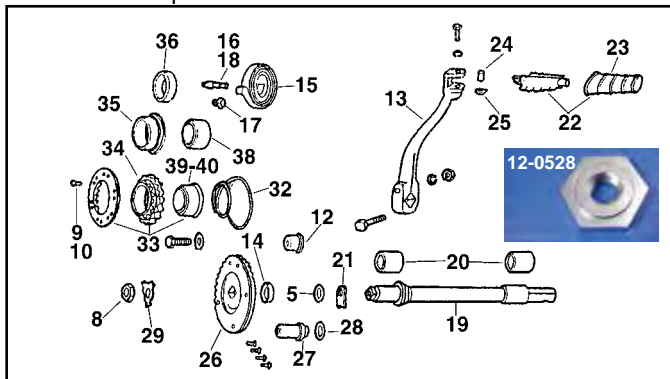


XLH Complete Kick Starter Kits. All parts included as illustrated. Check ratchet gear spacing before assembly. Available in kick only sprocket cover or kick and electric sprocket cover with cut away for start-er motor. Available with chrome or polished sprocket cover.

V-Twin Original Since 1980!

VT No.	Years	Type	Finish
22-0211	1973-76	Kick only	Chrome
22-0205	1977-78	Kick and Electric	Polish
22-0210	1977-78	As Above with Cover	Chrome
22-0206	1977-78	Kick only	Polish
22-0207	1979-only	Kick and Electric	Polish
22-0215	1986-90	Kit	Chrome

Note: 1980-up Cases are not machined from factory to accept kick starter components and can not be fitted with a kick starter.



Kicker Starter Hardware for 1954-79 Sportster.

VT No.	#	OEM	Years	Item
12-0709	5	6802	All	.007 Shim
12-0528	8	7926	All	Shaft Nut
17-1111	9	8215	1957-70	Rivet, 25 pack
17-1112	10	8216	1971-up	Rivet, 25 pack
17-9844	12	24577-68	1968-up	Hole Plug
17-0018	13	33052-71	All	Kick Arm
14-0115	14	33076-37	All	Oil Seal
13-0122	15	33084-41	All	Chrome Spring
17-0155	16	33088-52	1952-70	Spring Stud Zinc
17-0156	18	33088-71	1971-79	Spring Stud Chrome
17-1114	19	33094-57	1957-76	Kicker Shaft
17-1115		33094-77A	1977-79	Kicker Shaft
10-0718	20	33099-52A	All	Bushing Shaft
10-0719	20	As Above with seal		
17-1113	21	33110-54	All	Thrust Plate
17-0301	22	33175-16B	All	Kick Pedal
28-0213	23	33182-63A	All	Black Rubber
10-2494	24	33213-31	All	Pedal Bushing
13-9184	25	33215-30	All	Spring Washer
17-1106	26	33348-57	1957-77	Large Kick Gear
17-1107		33348-77	1978-79	Large Kick Gear
17-9833	27	33356-52	All	Gear Stop
37-9239	28	6469	All	Washer for Above
17-0911	29	33362-52	All	Lock Tab
17-1116	30	33379-57	1957-70	Ratchet Plate 9T
17-1109	31	33379-71A	1971-79	Ratchet Plate 9T
13-0127	32	33390-52	All	Ratchet Spring
17-1103	33	Cpt. Kit	1954-70	Ratchet Gear Kit
17-1104	33	Cpt. Kit	1971-72	Ratchet Gear Kit
17-1105	33	Cpt. Kit	1973-79	Ratchet Gear Kit
17-0998	34	33432-73	1973-79	Ratchet Gear 9T
10-0722	35	33442-57	57-E73	Bushing
10-0723	36	33442-73	L73-79	Bushing
17-1101	38	37753-76	1957-70	Spacer XLH, electric start only
17-1100*	39	37754-74	1957-72	Spacer 1.047 long
17-1102*	40	37755-73	1971-79	Spacer 1.153

***Note:** For kick and electric start.

VT No.	Years	Type	Finish
22-1050	1952-70	Kick only	Polish
22-0200	1967-70	Kick and Electric	Polish
22-0201	1971-72	Kick and Electric	Polish
22-0202	1971-72	Kick only	Polish
22-0203	1973-76	Kick and Electric	Polish
22-0209	1973-76	As Above with Cover	Chrome
22-0204	1973-76	Kick only	Polish



XLCH Ratchet Gear Kit. Includes gear, plate, rivets, machined spacer and spring for appropriate year. Spacer supplied as noted.

VT No.	Year	Spacer
17-1103	1954-70	17-1100
17-1104	1971-72	17-1100
17-1105	1971-79	17-1102



Ratchet Plate Riveting Fixture and Alignment Tool clamps plate to drum while setting rivets on 1971-79 XL clutch drum.

VT No 16-0165



17-1116



17-1109



17-1108

Starter Ratchet Plates available with 9 teeth. Both mesh with stock gear.

VT No.	OEM	Year
17-1116*	33379-57	1957-70
17-1109	33379-71A	1971-79
17-1108*	33379-71A	1971-79
17-1191	3379-57	18 Tooth

***Note:** Machined type



Ratchet Plate Rivets. Two lengths $\frac{5}{32} \times 1\frac{1}{16}$ x $\frac{9}{32}$ dia (8215) use on 1957-70 XLCH and $\frac{5}{32} \times \frac{7}{16} \times \frac{9}{32}$ dia (8216) use on 1971-79 XLCH. 25 pk.

VT No.	OEM	Type
17-1111	8215	Early
17-1112	8216	Late



17-1191



Kick Pedal and Arm



Kick Starter Arms are constructed of forged steel for durability for 1954-84 FX-FL.

VT No. OEM Finish Type
17-0309 Kit Complete

Includes heavy forged offset kick arm VT No. 17-0308, kick pedal 17-0301 and necessary hardware for easy installation.

17-0308 33052-71 Chrome Heavy
17-0310 As above Stainless Heavy
17-0018 As Above Chrome Standard
17-0322 33052-71 Black Polished
17-0344 Natural Replica Black
17-0601 Bolts Chrome Kit
17-0602 Bolts Chrome Kit



Alloy Billet Kick Starter Pedals.

VT No. Style
17-0386 Knuckle
17-0765 Maltese
17-1491 Knuckle Only Alloy
17-0359 Polished Alloy Assembly
17-0355 Bronze Assembly




Red Baron Billet Kick Starter Pedal includes chrome axle shaft.

VT No. 17-0651



Flat Kick Starter Pedals available in O-Ring or Rail design.

VT No. Type
17-0299 O-Ring
17-9150 Rail




Spool Kick Starter Pedal. Order bolt kit separately.



Chrome Black Style
17-2124 17-0046 Smooth
17-0461 17-0459 Holes
— 17-0957 Hex



Brass
17-0343 Holes



Kick Starter Return Spring for all 1954-79.

VT No. OEM Finish
13-0122 33084-41 Chrome
13-9248 33084-41 Black



Stroker Kick Starter Arm Kit includes I Beam, 1" longer chrome kicker arm with chrome rail type buffalo kick pedal and hardware.

VT No. Item
17-9921 Complete kit
17-0160 Arm only
17-9150 Pedal only




Chrome Fold-Out Kick Starter Arms for 1977-79. The 17-9934 features flat kicker pedal that spins.

VT No. Type
17-0307 Stock
17-9934 Flat Pedal Style



H-D Logo Kick Starter Pedal VT No. 17-0315



VT No. 17-0982

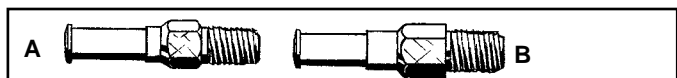
Kick Starter Pedal Assembly for 1936-76.

VT No. Fits
17-0301 Flat Rubber Complete
17-0311 Flat Rubber White
17-2123 Shaft Only
17-0302 Chrome Skeleton (USA)
17-0306 Bolt Kit
37-0992 Chrome Bolt (5 pack)
17-0771 Bolt, Each
37-0964 Bolt, Each, Chrome



Kick Starter Rubber is a stock replacement of rubber, for old style popsicle kick starter pedal.

Black White
28-0213 28-0214




Kick Starter Spring Studs.

Zinc	Chrome	Cadmium	#	OEM	Year
17-0155	9898-1	—	A	33088-52	1952-70
—	17-0156	—		33088-71	1971-78
—	9900-1	9901-1		As Above	1971-78
—	9902-1	—	B	33098-79	1979



5 Speed Kicker Kit



22-0218
Installed



22-0218



22-0213
Installed



22-0213



22-0213
Installed

Kicker Kits fit 1991-03 XL 5 Speed models. Sprocket cover features logo.

VT No.	Years	Finish	Item
22-0213	1991-03	Alloy	Kit
22-0218	1991-03	Chrome	Kit
22-0562	2004-06	Alloy	Kit
22-0563	2004-06	Chrome	Kit
22-0458	2007-up	Alloy	Kit
22-0459	2007-up	Chrome	Kit
Components for 1991-up.			
17-0466	1991-06		Mainshaft
17-0723	2006-up		Mainshaft w/gears
17-0467	2004-up		Cover
17-0468	2004-up		Kit
43-0967	2004-up	Alloy	Sprocket Cover
43-0969	2004-up	Chrome	Sprocket Cover



17-0723

Now Available for 2004-up models! Kit includes new mainshaft with integral gears!



Kickstarter Motor



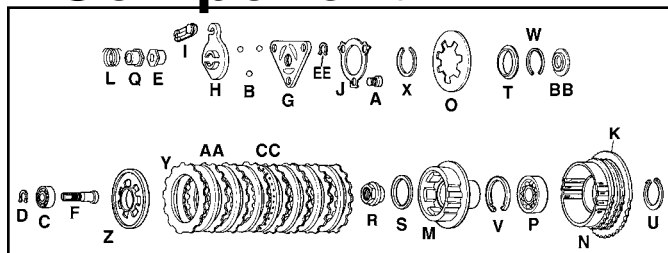
22-0458



1991-up Clutch Component



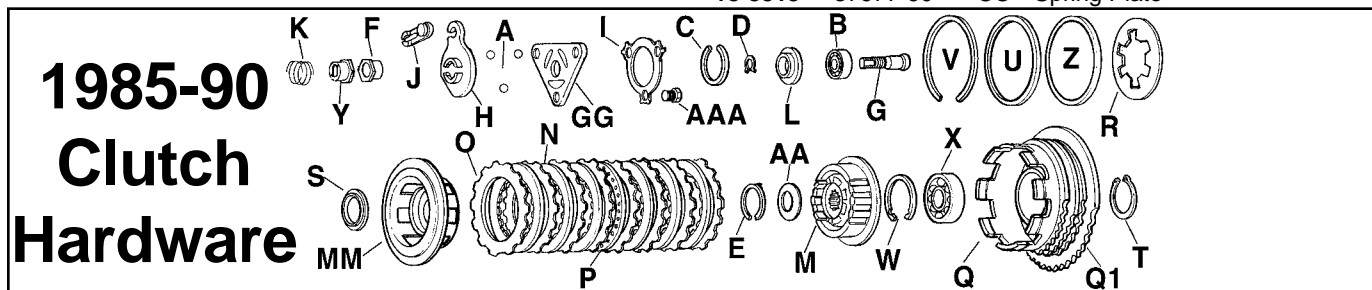
Complete Clutch Pack
includes all parts shown except clutch ramp.
VT No. Year
18-0177 1991-93
18-0178 1994-03



Clutch Hardware for 1991-up Sportster.

VT No.	OEM	#	Item
37-9161	3583	A	Bolt
12-0158	8873	B	Ball, 25 pack
12-0353	8885	C	Bearing
12-0961	11046	D	Adj. Screw Ret. Ring
12-0567	11730A	E	Nut Adj. Screw
12-0986	11250	EE	Ret. Ring, 1994-up
18-3206	11735B	F	Adjust Screw, 1991-93
18-3242	11752	F	Adjust Screw, 1994-03
18-3210	25453-87A	G	Ramp, Inner 1994-up
18-0351	Kit		Ramp Assembly 1991-93
18-0352	Kit		Ramp Assembly 1994-up
18-0834	Kit		Tamer, 1994-up
18-3211	34920-86	I	Cable Coupling
17-0931	25448-84	J	Lock Tab 1991-93



18-3647	—	K	Ring Gear
13-9158	36715-84	L	Clutch Adjuster Spring, 1991-93
13-9257	36715-94	L	Clutch Adjuster Spring, 1994-up
18-8327	36785-91	M	Clutch Hub, replica
18-8326	36790-91	N	Clutch Shell with P & V, 1991-03
18-0792	36790-04	N	Clutch Shell with P & V, 2004-up
18-8296	36792-91	O	Diaphragm Spring
18-5052	37924-04A	O	2004-up Diaphragm Spring
12-9998	36799-91	P	Ball Bearing
17-0932	36802-84B	Q	Filler Plug Lock Plate
12-9915	37495-91	R	Main Shaft Nut
18-8298	37870-91	S	Spring Washer
18-8256	37872-90	T	Inner Spring Seat
18-8258	37904-90	U	Retaining Ring
18-8259	37905-90	V	Retaining Ring
18-8260	37908-90	W	Retaining Ring
18-8261	37909-90	X	Retaining Ring
18-3230	37910-91	Y	Clutch Plates (8) Set
18-8255	37912-91	Z	Pressure Plate
18-3231	37913-90	AA	Steel Plate (6)
18-8297	37918-91	BB	Release Plate
18-8313	37977-90	CC	Spring Plate



Clutch Hardware for Sportster 1985-90.

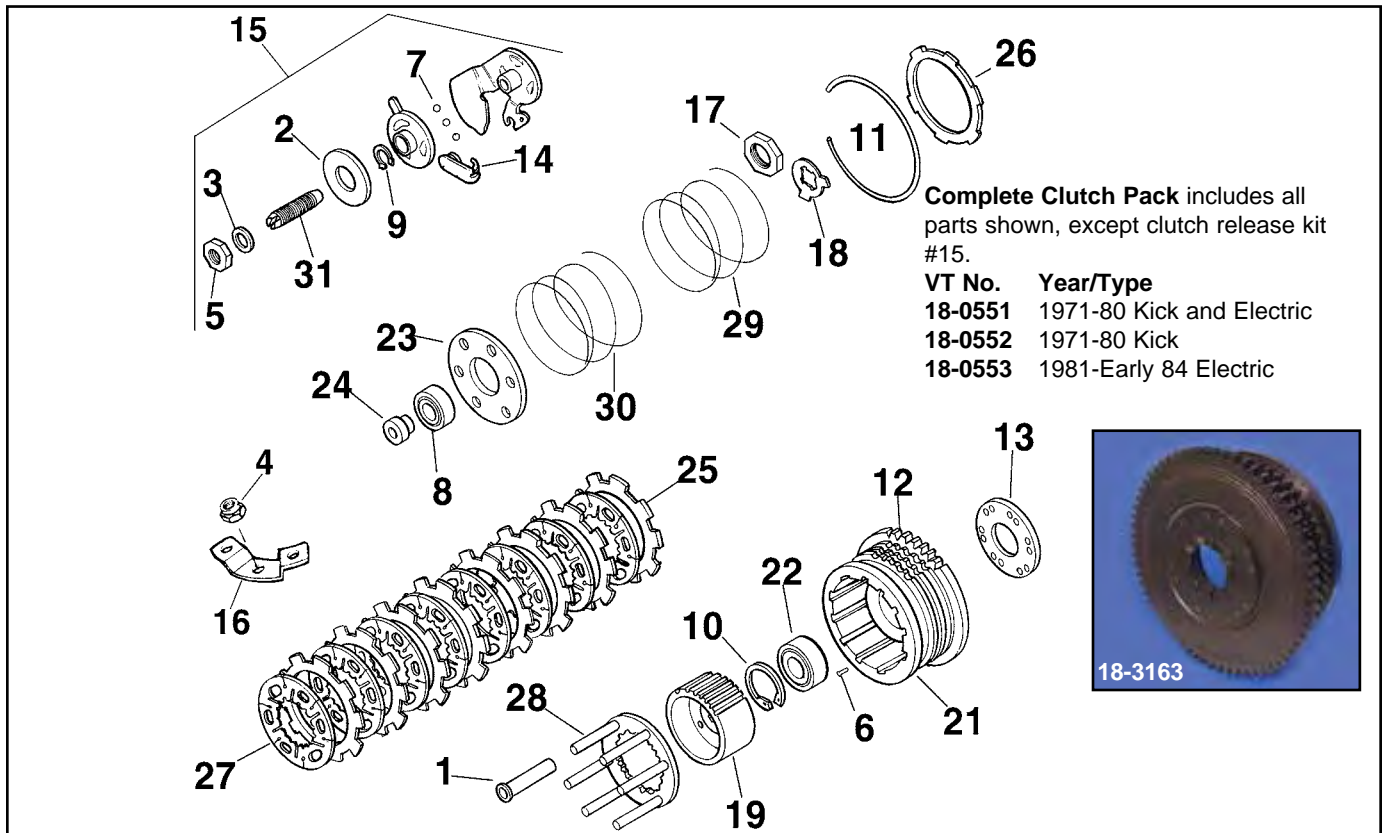
VT No.	OEM	#	Item
37-9161	3583	AAA	Bolt
18-8269	5707	AA	Spacer
12-0158	8873	A	Ball, 50 pack
12-0353	8885	B	Bearing
12-0960	11045	C	Retaining Ring, Guide
12-0961	11046	D	Adjusting Screw Retaining Ring
12-0962	11164	E	Clutch Hub Retaining, 10 pack
12-0567	11730A	F	Nut, Adjuster Screw
18-3206	11735B	G	Adjust Screw
18-0351	25408-84	GG	Ramp Kit
17-0931	25448-84	I	Lock Plate, Ramp
18-3211	34920-86	J	Cable Coupling
13-9158	36715-84	K	Clutch Adjuster Spring
18-3659	36730-84	L	Bearing Guide
18-8244	36785-84	M	Clutch Hub

18-8268	36786-84	MM	Pressure Plate
18-1146	36787-84	N	Steel Drive Plate, 5 Piece Set
18-3665	36788-84	O	Friction Plate, 7 Piece Set
18-3216	36789-84	P	Spring Plate, Center
18-8324	36791-84	Q	As Above V-Twin Brand
18-3646	—	Q-1	Ring Gear Only
18-8233	36792-84	R	Spring Pressure Plate
18-8219	36794-84		Clutch Internal Spring Seat Kit
12-0964	36795-84	T	Ret. Ring, Clutch Hub
18-3660	36797-84	V	Retaining Ring Press. Plate, 10
12-0963	36798-84	W	Retaining Ring Clutch Hub
12-0352	36799-84	X	Bearing, Clutch
17-0932	36802-84B	Y	Filler Plug Lock Plate
18-8266	36793-84	Z	Spring Seat Center
18-0179	—	A-Z	Complete Kit



Clutch Ramp Assemblies
Full Kits include all necessary hardware for installation.
VT No. Year
18-0352 1994-up
18-0351 1986-93
18-3619 1971-84
18-1211 1954-70



1971-84 Clutch Hardware



XL Clutch Hardware

VT No.	OEM	#	Item
18-1212	5995	1	Spacer Standard 1.525 (6)
18-1214	5996	1	-.040 (6) under
18-1215	5997	1	-.080 (6) under
18-3655	6860	2	Washer, each
37-0516	7130W	3	Lock Washer
12-0511	7686	4	Nylon Lock Nut, 10 pack
12-0513	7803	5	Adjuster Nut
17-1112	8216	6	Rivet, 25 pack
12-0157	8860	7	Balls
12-0341	9073	8	Bearing
12-0903	11005	9	Snap Ring, 10 pack
12-0909	11052	10	Snap Ring, 10 pack
18-3260	11053	11	Retainer, 10 pack
18-3640	33167-67	12	1967-80 Ring Gear
18-3645	—	12	1981-Early 84 Ring Gear
17-1109	33379-71A	13	Ratchet Plate
18-3650	34920-71	14	End Coupling
18-3619		15	Kit, assembly
12-0540	37527-67	17	Hub Nut, each
17-0912	37533-52A	18	Lockwasher, 10 pack
12-1967	Kit	17-18	Nut Kit
18-2321	37499-71	16	Retainer, Releasing Disc Nut, Set of 6 retainers with nuts
18-1142	37561-71	19	Clutch Hub
18-3162	37701-71A	21	As Above 71-80 Clutch Drum Kick Only with Ratchet Plate
18-3163	37716-71A	21	71-80 Clutch Drum Kick and Electric with Ratchet Plate
18-1131	37716-81	21	Clutch Drum 1981-E84 with Ring Gear
12-0329	33722-71	22	Bearing
18-3208	37878-74	23	Release Disc

18-2330	37879-71	24	Thrust Collar
18-3651	37985-71	25	Drive Plate, 8 pack
18-1119	37987-71	26	Outer Drive, each
18-1118	37992-71	27	Steel Drive, 8 pack
18-2322	38005-74	28	Stud Plate
13-0141	38079-72	29	Outer Spring
Set	38080-71	30	Inner Spring
18-3618	31830-71	31	Screw Kit (Includes 3 and 5)
18-1213	38130-71	31	Screw only



1971-Early 84 XL Clutch Adjuster Parts Kit includes parts illustrated. Other items available separately. Screw kit includes adjuster screw and nut only.

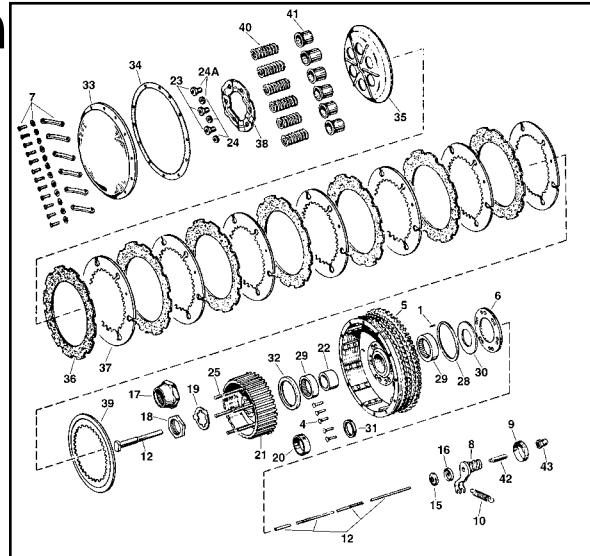


VT No.	OEM	Item
18-8155	Kit	Complete Kit
18-3619	37203-71A	Ramp Kit
	37202-71A	34920-71
18-2332	37202-71A	Inner Ramp
18-3618	31130-71	Adjuster Screw Kit
18-3650	34920-71	End Coupling
12-0903	11005	Snap Ring, 10 pack
12-0157	8860	Balls, 50 pack



1970 & Earlier XL Clutch

1970 and Earlier Clutch.

VT No.	#	OEM	Item
17-1111	4	8215	5/32 x 13/16 x 5/32 Rivet
18-3640	5	33162-67	Starter Ring Gear
17-1116	6	33379-57	Starter Ratchet 9T
18-2331	7	34897-53	Screw Retainer
18-1140	8	37201-54	Release Worm and Lever
18-1138	9	37210-47	Release Worm Cover
13-0137	10	37222-52	Worm Lever Spring
17-1158	12	37279-56	Release Rod Set 56-66 XL's 1967-69 XLCH
17-1157	12	37280-67	Release Rod Set 1967-69 XLH, 1970 XLCH
14-0125	15	37339-53	Release Rod Oil Seal
N/A	16	37345-52	Release Rod Oil Seal Ret.
12-0539	17	37526-56A	Clutch Hub Nut
12-0540	18	37527-67A	Clutch Hub Nut
17-0912	19	37533-52A	Clutch Hub Lockwasher
17-0090	20	37535-52	Clutch Hub Spacer
18-3157	21	37556-57B	Hub Assembly, 1957-69 XLCH
18-3161	21	37557-67	Hub Assembly, 1967-70 XLH, 1970 XLCH
18-3164*			Nuts for Above *Note: Required
12-0372	22	37568-67	Clutch Hub Bearing Inner Race
12-0510	23	37581-52	Large Hub Stud Nut
12-0574	24	37582-52	Small Hub Stud Nut
12-0551	24A		Nut Set 3 each, #23 & #24
18-8232	25	37584-64	Clutch Hub Stud (6) 1964-66
18-3123	25	37584-67	Clutch Hub Stud (6) 1967-70
17-0091	28	37721-54	Sprocket Hub Washer
12-0328	29	37722-52	Clutch Sprocket Needle Bearing
17-0020	30	37731-52	Washer, Sprocket Bearing, 0.0955" thick
17-0021	30	37732-52	Washer, Sprocket Bearing, 0.0975" thick
17-0022	30	37733-52	Washer, Sprocket Bearing, 0.0980" thick
17-0024	30	37735-52	Washer, Sprocket Bearing, 0.0925" thick
17-0023	30		Washer Sprocket Bearing, 0.1010" thick
17-0092	30		As Above Assortment, 1 each of above
14-0128	31	37740-57	Clutch Hub Oil Seal, Kick Start
14-0129	32	37741-67	Clutch Hub Oil Seal, Electric Start
18-3637	33	37760-52	Clutch Cover
15-0212	34	37762-52	Clutch Cover Gasket
18-3635	35	37876-52	Releasing Disc
18-1113	36	37985-52A	Friction Plate Raybestos (7)
18-1115	37	37992-52	Drive Plate (7)
18-1141	38	38013-52	Pressure Plate
18-1116	39	38016-52	Backing Plate
13-0140	40	38076-52	Spring (6)
18-3642	41	38101-52	Backing Plate, Spring Cup (6)
18-1139	42	38130-54	Adjusting Screw
12-0519	43	38135-50	Adjusting Screw, Locknut



Assembly Order Illustration



Clutch Rod Installation for 17-1166 and 17-1165. VT No.

Year	Models
17-1158	1956-66 XLH
	1967-69 XLCH
17-1157	1967-69 XLH
	1970 XLCH



Early XLH & XLCH Sprocket Cover.
Kick and electric with starter cut out.
Replaces 34871-67B, kick only replaces 34782-57A on 1952-70 Sportsters.
Complete cover assembly includes cover, release worm adjuster screw, nut, oil deflector, spring and kicker spring stud.

VT No.	Type
43-0114	Polished Kick & Electric Cover
43-0135	Polished Kick Cover Only
43-0136	Chrome Kick Cover Only
43-0115	Chrome Kick and Electric Cover

18-1211 Release Kit
8886-2 Stud, Chrome
8887-2 Stud, Cadmium
Stock Sprocket Kick Starter Cover Screws

VT No.	Years	Type/Finish
8884-2	1954-70	Chrome
8885-2	1954-70	Cadmium
8886-2	1952-70	Pipe Mount Stud
8887-2	1952-70	As Above, Cadmium



1952-67 XLCH Cast Sprocket Cover features early Rib design, includes worm and hardware, replaces 34874-52A.

VT No. 43-0133



Rubber Cable Oiler Boot
replaces 38690-55, for XL 1955-80. 5 pack.

VT No. 28-0401



Replica Clutch Adjuster Sleeve. Fits 1954-71, 7/16" hole levers. Zinc plated.
VT No. 37-8460



1954-70 Clutch Release Kits. VT No. 18-1211

1954-70 Clutch Release Parts.

VT No.	OEM	Part
18-1211		Kit
18-1138	37210-47	Cover
18-1139	38130-54	Screw
12-0519	38135-50	Nut
18-1140	37201-54	Worm
13-0137	37222-52	Spring (10)




1952-70 Clutch Cable with adjuster.

VT No.	Item
36-0406	Cable Assembly
37-8460	Adjuster Only, Zinc
2576-1	Adjuster Only, Cadmium



Clutch Set



Clutch Kit. Heavy duty factory "wet" type for XL's complete kit includes our original bonded police clutch steel plates and spring plate.

VT No.	Year	Spring
18-1734	1984-90	Without
18-1735	1984-90	Without
18-3686	1991-up	With



York Patch.
VT No. 48-1781



Clutch and Spring Kit includes 8 friction plates, 8 steel plates, spacer set and spring set. Fits 1971-E84.
VT No. 18-1150



Replica Clutch Sets.

VT No.	Year	Type	Set
18-1113	1952-70	Raybestos Friction	7 piece
18-1120	1971-84	Alloy Friction	8 piece
18-0155	1971-84	Kevlar Friction	8 piece
18-3651	1971-84	Steel Friction	8 piece
18-3263	1991-up	Steel Drive	6 piece
18-0154	1991-up	Kevlar Friction	8 piece



Tamer Thrust Collar fits 1971-84. Eliminates jerking and lunging while in gear. Works on belt and chain drive, replaces bearing thrust collar.

VT No. 18-2323



Clutch Spring for 1971-84, two piece type replaces 38079-72 and 38080-71 or as one piece heavy duty type.


VT No.	Item	Type
13-0141	2 piece	Stock
13-9204	1 piece	Heavy



Clutch Adjusting Screws sold each.

VT No.	Years	Model
18-1139	1952-70	XL and K
18-1213	1971-84	XL
18-3206	1985-94	XL
18-3242	1995-03	XL
18-3262	2004-up	XL

18-8272



Alto Clutch Sets. Sold Kevlar or Red Eagle type. Both are bonded to steel.

VT No.	Year	Type
18-8271	1957-70	Red Eagle
18-8272	1971-83	Red Eagle
18-8273	1971-83	Kevlar
18-8274	1971-83	Red Eagle Outer Drive Plate, each
18-8275	1984-90	Red Eagle
18-8300	1984-90	Kevlar
18-8276	1991-up	Red Eagle
18-8299	1991-up	Kevlar



Steel Sets.

VT No.	Year	Qty	VT No.	Year	Qty
18-8283	1957-70	7 piece	18-8285	1984-90	5 piece
18-8284	1971-83	8 piece	18-8286	1991-up	6 piece



Clutch Spacer for 1971-83. Set of 6 spacers to provide adjustment of pressure plate and adequate clearance on inside diameter of friction plates.

VT No.	Colony	Size	Type
18-1217*		1.525"	Barnett
18-1212	2756-12	1.530"	Stock
18-1214	2765-12	.040"	Under
18-1215	2775-12	.080"	Under

*Note: Use with Barnett Clutch Plates SK3K (VT No. 18-1117).




Clutch Hub Nuts secure clutch hub to main shaft.

VT No.	Fits	Item
12-0539	1956-69	Nut
2738-4	1956-69	Kit
12-0540	1967-84	Nut
12-1967	1967-84	Kit
12-9915	1991-up	Nut





Primary Chain



Diamond Endless Primary Chains with oval side plates.


VT No.	Year	Sprocket	Link
19-0362	1957-2003	34	94
19-0369	2004-up	38	96



Primary Chain features endless construction, oval shape side plates. Fits 1957-2003 XL (35 x 3 x 94) for 34T sprocket.
VT No. 19-0932



Barnett Clutch Kit




Barnett Series K Kevlar Clutch Plates and Steel Plates for Sportster. The ultimate in durability, smoothness and strength. Steel backed plates give smooth precise launches and shifting even under extreme heat. 100% asbestos free. Barnett friction clutch sets and steel plates, sold in sets only.

VT No.	Year	Type	U/M
18-1115	1952-70	Steel	7
18-1116	1952-70	Steel	1
18-1117	1971-84	Friction	8
18-1118	1971-84	Steel	8
18-1119	1971-84	Alloy	
18-3665	1984-90	Friction	7
18-8248	1984-90	Friction	7
18-1146	1984-90	Steel	5
18-3230	1991-up	Friction	8
18-3231	1991-up	Steel	6
18-3233	1991-up	Extra Plate Consists of 9 Kevlar Friction, 8 Steel Plates. Adds 12% more surface area, double riveted drive plate not used.	



Clutch Springs. Stock type are sold as sets.
Fits 1971-84

VT No.	Brand	Quantity
13-0141	V-Twin	2
13-9204	Heavy Duty	1
13-2007	Sifton	1
Fits 1952-70		
13-0140	V-Twin	6
13-9254	Barnett	6



Carbon Fiber Clutch Sets for wet clutch by Barnett. Carbon fiber clutches feature excellent lubricity and very good energy absorption. Order steel plates separately.

VT No.	Year
18-3688	1971-84
18-3689	1984-90
18-3690	1991-up
18-3691*	1991-up

***Note:** Consists of nine friction plates and eight steel drive plates. Add 12% more surface area. Double steel drive plate is not used.



Barnett Scorpion Clutch Kit features over twice as much friction surface area compared to stock clutch. Scorpion Clutches provide a positive engagement and release. The kit incorporates six heavy duty coil springs. In addition, an extra spring set with a different spring rate is included which allows the clutch to be tuned for street or race application depending on usage. Tunability is easy without removal of the primary cover. Barnett friction plates are compatible with any primary oil. Each kit is designed to be used with stock type clutch basket.

VT No.	Fits
18-3722	1971-83
18-3732	1984-90
18-3742	1991-up



1971-84 Barnett Friction Plate Set. Original compound.
VT No. 18-3122



Pro-Clutch

VT No.	Item
20-0211	1991-up Chain
16-0310	Puller Tool



V-Twin Chain is 120 links by 530.

VT No.	Finish	Type
19-0723	Nickel	STD
19-0725	Nickel	STD
19-0726	Parkerized	STD
19-0457	Natural	Heavy Duty
19-0458	Natural	O-Ring
19-0823	Silver	O-Ring
19-0824	Nickel	O-Ring



"530 QR" Solid Roller Chains is an economical, high quality, solid roller chain.

QR	Size
19-0512	108
19-0513	110
19-0514	112
19-0515	120
19-0559	130

530 Sigma O-Ring Chain with 10,600 lbs. tensile strength, features heavy-duty, wide-waist link plates for increased durability.

Standard	Standard
S Series	Size
19-0540	102
19-0541	104
19-0542	106
19-0543	108
19-0545	112
19-0554	130
19-0555	150



530 HSL Tsubaki is a virtually maintenance free chain that has heavy duty shot-peened side plates sintered metal bushings and quad-staked riveting.

HSL	Size
19-0528	110
19-0529	112
19-0530	120
19-0531	Connecting Link



Diamond Rear Chain



530 Standard Diamond is the mainstay of the motorcycle chain.

VT No.	Links	VT No.	Links
19-0320	100	19-0327	108
19-0321	102	19-0324	110
19-0322	104	19-0325	112
19-0323	106	19-0326	120



530 XDL Self Lube eliminates the possibility of hit and miss lubrication, as it has a constant and consistent lubrication in the pin bushing (wear) area.

VT No.	Link	VT No.	Link
19-0330	100	19-0334	108
19-0331	102	19-0335	110
19-0332	104	19-0336	112
19-0333	106	19-0337	120



530 XLO Diamond O-Ring Chain includes a .214 pin which has been produced using a special alloy steel and case hardened for optimum strength.

VT No.	Links	VT No.	Link
19-0349	108		
19-0354	102	19-0357	110
19-0355	104	19-0358	112
19-0348	106	19-0398	120



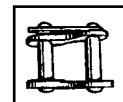
530 Diamond Nickel Plated Chain offers rust-proof protection along with a nickel finish. Each part of the nickel plated chain is individually plated before assembly Size 50ENP.

VT No.	Links	VT No.	Links
19-0340	100	19-0344	108
19-0341	102	19-0345	110
19-0342	104	19-0346	112
19-0343	106	19-0347	120

Master Links. Replacement link for #50 530 chain. Note: sold in 10 packs unless noted otherwise.

VT No. Fits Chain Type

19-0350	Standard
19-0351	Nickel
19-0375	XDL Self Lube
19-0353	XLO O-Ring, each
19-0376	N.O.S. Repair Link with 2 Masterlinks OEM, 40052-15



Rear Chain Tensioner by LBV reduces chain vibration and frequency of adjustment by utilizing a durable urethane roller which revolves on sealed bearings mounted on chrome anchor plates.

VT No.	Year	Model
19-0432	1957-up	XL-XLH
19-0436	Roller only	For Above



Rear Sprocket



Chrome 5-Spoke Sprockets. Offset models have 9.8 mm offset. **Note:** Offset is measured from sprocket bolt mount surface to center line of teeth as shown.

Offset	Flat	Teeth	Fits
19-0672	19-0674	48	1986-99
19-0673	19-0675	51	1986-99
19-0218	19-0251	48	2000-up
19-0250	19-0221	51	2000-up



1979-81. Rear Sprockets. Replaces 41470-73. Used on 1979-81 XL, XLCH & XLS, cast or wire wheel. Dish type sprocket with 9.8mm offset.

Zinc	Chrome	Teeth
—	19-0047	43
—	19-0049	44
—	19-0032	45
19-0048	19-0033	46
—	19-0035	47
—	19-0037	48
—	19-0039	49
19-0040	19-0041	51

1982-92. Chrome finish. Offset types have 6 mm offset.

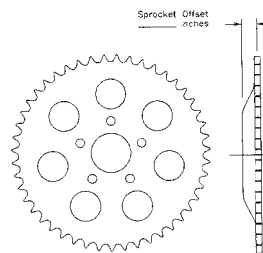
VT No.	OEM	Teeth	Type
19-0042	41470-82	48	Offset
19-0043	41464-81	51	Offset
19-0120	41470-78	48	Flat
19-0124	—	49	Flat
19-0121	41464-86	51	Flat

Note: VT No. 19-0120, 19-0124, 19-0121 are flat. 19-0042, 19-0043 have 6.0mm offset. 19-0032 through 19-0048 have 9.8mm offset.



Chrome Laser Style Sprockets feature milled center design and 9.8 mm offset fit 1979-81. Flat fits 1986-up.

Offset	Flat	Teeth
19-0129	19-0132	48
19-0130	19-0133	49
19-0131	19-0134	51



Note: Sprocket offset measured from bolt mount surface to center of teeth.

Rear Sprocket Kits for brake drums with rivet on sprockets. Includes rivets and dowels. Fits 1952-78. 51 tooth. Replaces 41470-70.

VT No.	Item
19-0011	Kit
19-0114	Rivets



Transmission Drive Sprocket



(A) Offset Sprockets fit models which allow use of a 150 series tire, order rear sprocket **(B) spacer** separately.

VT No.	Teeth	Speed	Year
19-0419	19	4	1984-90
19-0409	21	4	1984-90
19-0410	22	4	1984-90
19-0421	19	5	1991-up
19-0422	20	5	1991-up
19-0128	Spacer 3/16"		



Transmission Sprockets. 19-0589 has offset for 200 tire.

1952-78	1979-83	1984-90	1991-up	#
Type A	Type A	Type B	Type C	of Teeth
19-0125	—	—	—	18
19-0090	—	—	19-0446	19
19-0091	—	19-0072	19-0383	20
19-0092	19-0096	19-0063	19-0384	21
19-0093	19-0097	19-0064	19-0385	22
19-0589	19-0589	—	—	22
19-0094	19-0098	19-0073	19-0386	23
19-0095	19-0099	—	—	24

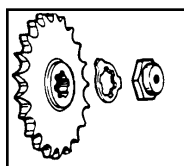


Offset Transmission Drive Sprockets fit 1991-up XL's with chain drive conversion. **.500" Offset Counter Shaft Sprocket**

VT No.	Teeth
19-0164	22
19-0402	23
19-0122	24

.810" Offset Counter Shaft Sprocket

VT No.	Teeth
19-0214	22
19-0215	23
19-0216	24



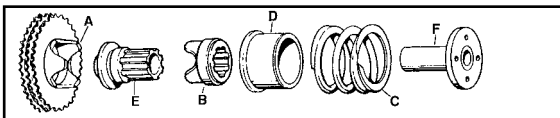
Drive Sprocket Nut Kit includes lock tab. VT No. 12-0529 includes seal in nut.

VT No.	OEM	Years
12-0529*	35047-53	E1953-70
12-0530	35047-71A	1971-E84
12-0566*	7855W	1984-90
20-0308	35211-91	1991-up
17-0910	Lock Tab	1952-E84

*Note: Does not include lock tab.

Oil Seal & Retainer Kit. Metal retainer with seal. Replaces 35150-52, includes gasket and screws. Fits all 1952-E84.

VT No.	OEM	Item
17-1160	Complete	Kit
15-0190	35169-52	Gasket
14-0118	35151-52	Seal



Compensator Sprocket Components. Fits 1957-76 XL.

VT No.	#	OEM	Item	Year
19-0437	A-F	—	Complete Kit	1967-74
19-0438	A	40273-67	34T Sprocket	1967-76
19-0439	B	40297-57	Cam Extension	1957-76
13-9238	C	40302-55A	Spring	1957-76
19-0440	D	40325-57	Sleeve	1957-76
19-0441	E	40376-57	Shaft Extension	L1957-E74
19-0443	E	40377-74	Shaft Extension	1974-76
19-0442	F	40386-57	Nut	1957-76

Motor Sprocket



19-0067




Note: 2004-up models requires purchase of sprocket/alternator rotor assembly

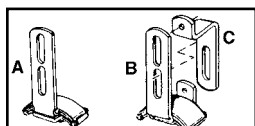
***Note:** Rotor Assembly

XLCH Motor Sprocket.

VT No.	OEM	Years	Teeth
19-0009	Special	1957-76	23
19-0123	40288-58	1954-69	34
19-0067	40235-70A	1970-76 XLCH 1976-78 XLH	34
19-0381	40235-74	1977-78 XLCH 1979-90 All XL	34
32-0030*	32493-02A	2004-up	34
19-0451	40241-02	2004-up	34
Nuts			
12-0502	8025	1957-69	Nut
12-0505	40387-70	1970-88	Nut
12-0149	7652	1989-up	Nut
10-0460	40240-89	1989-up	Spacer




Primary Chain Adjuster



Chain Tensioner includes pad and clip replaces 39975-54A on 1957-69 XLCH models or 39975-54B on 1971-76 XLH-XLCH includes 39980-54 brace.

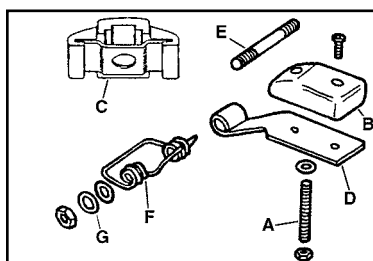

VT No.	OEM	Item
18-3155	39975-54A	(A)
18-3156	39975-54B	(B-C) 2 piece
18-3228	39980-54	(C) Offset Bracket



Primary Chain Nylon Adjuster Pads for 1957-76.

VT No.	OEM #	Years	Model
28-0224*	Kit	1957-76	XLH-XLCH
28-0227	39978-58A	1957-76	XLH-XLCH
18-3643	39979-58		Retainer For Above

***Note:** Includes metal retainer 18-3643.



Primary Adjuster Shoe Kit for 1977-up.

VT No.	#	OEM	Year	Item
18-3220		Kit	1977-85	All Shown
18-3249		Kit	1986-90	As Above
18-3221	A	3250	1977-90	Adjuster
18-0250	C&A	39975-90A	1991-2001	Pad & Adjuster
18-0119		40039-02B	2002-up	Pad & Adjuster
28-0226	B	39966-80	1980-90	Pad
18-3222	D	39973-86	1977-90	Carrier
12-1186	E	40018-77	1977-85	Stud
12-2121	E	40018-86	1986-90	Stud
13-9163	F	40019-80A	1977-85	Spring
13-9164	F	40019-86A	1986-90	Spring
37-0588	G	6033	1977-85	Copper Washer

Note: For descriptive purposes
XL= For Sportster

York Self Adjusting Chain Tensioner fits 5 speed models with wet clutch. Replaces factory type detent adjuster shoe assembly. Tensioner kit includes all hardware and instructions for complete conversion. Fits 1991-up.

VT No. 18-3684



Rear Pulley



Rear Drive Pulley.

VT No. # of Teeth Finish

1991-99

20-0376 61 Chrome

20-0764 61 Natural

2000-06

20-0377 61 Chrome

20-0765 61 Natural

2004-06

20-0379 61 Chrome, 18 Spoke

20-0767 61 Natural

2007-up

20-0378 68 2007-up Chrome, 5 Spoke, 1"

20-0766 68 2007-up Natural, 1"



Rear Pulley Cover.

VT No. Year Teeth Finish

42-0670 1991-03 61 Chrome

42-0934 2004-up 68 Chrome

42-7512 2004-up 68 Chrome

42-1132 2004-up 68 Black



Rear Belt



Note: There is no warranty on belts sold as part of kit or individual replacements.



Pulley Lock

Tool fits

1991-up XL.

VT No.

16-0588

Final Drive Belts for XL's by Carlisle, BDL and Gates.

Carlisle Dayco BDL Width Tooth/Model

20-3999 — 20-0456 1.125" 125T XL Ratio Change

20-4000 — 20-0060 1.125" 128T 1991-92 XL 883

Deluxe XL 1200, 1993-03 All XL and 1986-92 XL Rear

Belt Conversion Kit

20-4001 — — 1.125" 133T 1993-2003

XL Ratio Change

— — 20-4004 1.125" 136T 2004-06 883 XL

— 20-0688 — 1.125" 137T 2004-06 1200 XL

— 20-4005 — 1.000" 136T 2007-10 883 XL

20-4003 20-0788 — 1.000" 137T 2007-up 1200 XL

2011-up XL


Pulley Indexing Flange Nut allows drilling and tapping of additional set screw locations. Fits 1991-up XL.

VT No. Type

20-0215 Belt

20-0324 Chain

Chrome Pulley/Sprocket Bolt Kit




Year	Wheel Type		Drive Type		#	Style	Nuts/Washer	
	Cast	Spoke	Belt	Chain				
1979-91	9857-10		*	*	A	Collar		
1979-91		9856-15	*	*	A	Collar	*	*
1979-91		8836-10	*	*	A	Acorn		
1979-91			*	*	B	Cap	*	
1979-91		8834-10	*	*	C	Allen	*	
1979-91		37-8131	*	*	D	Hex	*	
1979-up			*	*	E	Acorn		*
1979-up			*	*	F	Cap		*
1979-up	8835-10		*	*	G	Allen		*
1979-up	9608-10	9609-15	*	*	H	Dome	*	*
2000-up	2053-10	2053-10	*	*	I	Hex		*

Front Pulleys



Final Drive Front Pulleys for 1986-up 5 Speed models as supplied by V-Twin or BDL. All BDL pulleys are 1/3" lighter than stock and include spacer, seal, lock plate and screws. Stock Size Pulley Noted by *

Teeth	V-Twin	BDL	Year
27	20-0328		1986-90
28		20-0650	1991-03
29	20-0526*	20-0651*	1991-03
29	20-0341		2004-up
30		20-0652	1991-03



29 Tooth Front Drive Pulley features offset.

VT No.	Offset
20-0512	.750"
20-0648	1.00"



Front Belt Lock Plate and Nut Kit includes 2 allen screws, sprocket lock nut and lock plate. Fits 1991-up XL models.

VT No.	Item
20-0308	Kit
17-0934	Lock Only
12-0579	Nut Only
37-0429	Set Screw

Note: For descriptive purposes
XL= For Sportster



Sprocket



Offset Transmission Drive Sprockets fit 1991-up XL's with chain drive conversion. Order flange nut separately.
.500" Offset Counter Shaft Sprocket

VT No.	Teeth
19-0164	22
19-0402	23
19-0122	24
20-0324	Nut



Chrome 5-Spoke Sprockets. Offset models have 9.8 mm offset. **Note:** Offset is measured from sprocket bolt mount surface to center line of teeth as shown.

Offset	Teeth	Fits	19-0250	51	2000-up
19-0672	48	1986-99	23-0320	Shim	1986-99
19-0673	51	1986-99	20-0346	Shim	2000-up
19-0218	48	2000-up			

Rear Chain Conversion Sprocket



Sprocket Kit for converting 1991-up XL models to chain drive. Includes 120 link chain, front and rear sprockets.

VT No.	Front Tooth	Rear Tooth
19-0761	23	51



Rear Belt Guard



Chrome Guard/Rear Pulley/Dress Up Kit includes belt guards, upper and lower, and rear pulley cover for 5-Speed belt drive models with hardware.

VT No.	Year	Pulley
27-0541	1991-99	61 Tooth
27-0542	2000-03	61 Tooth
27-0619	2004-up	68 Tooth



Chrome Lower Belt Guard.

VT No.	Year
27-1645	1991-2003
27-0788	2004-up
20-0784	2004-up




Chrome Belt Guards.

VT No.	Year
27-1667	1991-99
27-0123	2000-03
27-1745	2004-up
27-0862	2004-up



Shifter Lever




21-0571




21-0572



21-0573




21-0574




21-0575



21-0576



21-0577



21-0579

Chrome Shifter Lever Assemblies include cats paw shifter peg. 21-0571 has smooth bore.

VT No.	Year	VT No.	Year
21-0571	1957-70	21-0575	1977-85
21-0572	1957-70	21-0576	1986-90
21-0573	1971-74	21-0577	1991-2003
21-0574	1975-76	21-0579	2004-up



21-0550



21-0387


Shifter Lever fits 1991-up 5-Speed.

VT No.	Year
21-0550	1991-2003
21-0387	2004-up
21-0590	1991-2003

Black with highlighted aluminum



21-0590



Chrome Shifter Levers. Note: 21-2013 & 21-0301 have smooth bore. (A) type requires use of long stud shifter footpeg as hole is not threaded.


VT No.	#	Year
21-2013	A	1952-70
21-0310	A	1952-70
21-0301	B	1971-74
21-0314	B	1971-74
21-2034	C	1975-76
21-0304	D	1977-85
21-2012	E	1986-90
21-0643	E	1986-90
21-2032	F	1991-03
21-0578	H	2004-up



21-0584

Heel to Toe

21-0584	2004-up
21-0823	1991-03



21-0612



21-0614

Chrome Billet Shifter Lever and Footpeg Kit includes arm and cats paw shifter footpeg.


VT No.	Year
21-0612	1991-03
21-0614	2004-up

Shifter Pegs



Chrome Diamond Shape Shifter Peg includes diamond shape rubber insert and short stud (1/2").

VT No. 21-0260



21-0901



21-0902



21-0903




21-0904



21-0908

Stock Rubber Shifter Pegs are in long or short stud. The 7/8" long stud is used when the lever is unthreaded and stud accepts a nut. Short 5/8" thread screws into lever.

VT No.	Color	Type
21-0901	Black	Short 1/2"
21-0902	White	Short 5/8"
21-0903	Black	Long 7/8"
21-0908	Black	Long 7/8"
21-0904	White	Long 7/8"



21-0407



21-0401





21-0872

Shifter Footpegs are the short stud type.


VT No.	#	Type
27-1633	A	Railer
21-2025	B	Cats Paw
21-1665	C	Cats Paw, extended
21-0407	E	Chrome Cap
21-0640	F	O-Ring (Rotates)
21-0402	F	O-Ring
21-0872		Skull Shifter



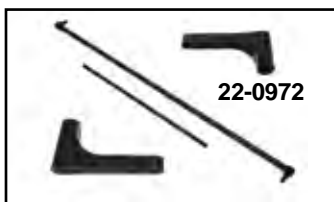
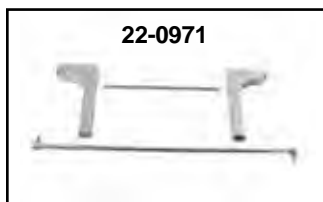
2004-up Forward Control Set



Forward Control Peg Adapters allow use of male pegs on OE style forward controls.
VT No. Type
27-0974 Stock
27-0999 +2"



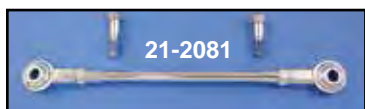


Reduced Reach Forward Control Adapter Kit fits XL. Brings forward controls closer to rider.
VT No. Years
27-1731 2011-2013
22-0960 2014-up



Extended Reach Forward Control Conversion for 2004-13 XL forward controls, to move 6" forward.

VT No. Finish
22-0971 Chrome
22-0972 Black



Shifter Linkage fits 2004-up XLC models with forward controls.

VT No. Style
21-2081 Round SS
21-2087 Maltese
21-0452 Black Hole
21-0453 Black Talon



2004-up Forward Control Set includes brake pedals and mount plates as shown. 22-0731 includes soft peg set.

VT No.	Type	Type	Year
22-0721	Without Footpegs	Stock	2004-05
22-0731	With Footpegs	Stock	2004-05
22-0900	Chrome w/Footpegs	Stock	2006-13
22-0799	Black w/Footpegs	+2"	2004-13
22-0456	Chrome w/o Footpegs	Stock	2014-up
22-0457	Black w/o Footpegs	Stock	2014-up

Hardware for Above

21-0787 Shaft Arm
23-0856 Brake Rod



2004-up Chrome Forward Control Footrest Support fits XLC models with forward controls.
VT No. Item
27-0010 Support
21-0746 Footpeg Yoke

Note: For descriptive purposes XL= For Sportster



1991-2003 Forward Control Kit



22-0766
Left Side
Shift




22-0769
Installed
Right



22-0769
Installed
Left




22-0766 Right
Side Brake



22-0769
Left



Right
22-0769




+2" Extended

22-0588

Chrome Forward Control Kit for XL models, featuring XLC styling. Kit includes Cats Paw™ Foot and Shifter Pegs. 22-0718 & 22-0588 order pegs separately.

Chrome Billet Forward Control Kit. Master cylinder included. Order brake line and related parts separately.


VT No.	Item	Year
22-0769	Kit	1986-03
22-0828	Kit	2004-13
23-0688	Brake "T"	
23-8060	21" Line	
23-0612	10 mm Bolt	
23-4047	Straight Banjo	
23-4051	90° Banjo	



Right

1986-03 Billet Forward Control Kit features Big Twin style controls. Order related brake parts separately. **Will not work with stock exhaust.**

VT No. 22-0790



Left

Brake Related Parts for 22-0790.

VT No.	Item
23-4279	90 degree Fitting
23-8342	36" Hose
23-0571	"T"
23-0426	Switch
23-8362	16" Hose
23-4050	Banjo
23-3005	Master Cylinder
23-0859	MC Rebuild
23-0773	Plunger

VT No.	Item	Years	Speed
22-0766	Control Kit with pegs	1986-90	4
22-0719	Control Kit with pegs	1991-2003	5
22-0718	Control Kit without pegs	1991-2003	5
22-0588	Control Kit +2" without pegs	1986-2003	4/5
27-1582	Foot Peg Set	All 1991-03	
21-2025	Shift Peg	All 1991-03	
23-0465	Brake Pedal	All 1991-03	
21-0830	Shifter Arm		



22-0785



22-0797

Billet Forward Control.

Black Polish Fits
22-0784 22-0785 883 1991-2003 XL
22-0796 22-0797 883 2004-13 XL




Forward Control for 1957-2003



2014-up Forward Mid-Control Kits slightly forward than stock for comfort.

VT No. Item

- 22-0460** 1986-2003, Mid Forward Control, Chrome
- 22-0461** 2004-up, Mid Forward Control, Chrome
- 22-0957** Forward Control Kit, Chrome
- 22-0958** Forward Control Kit, Black
- 22-0961** Mid Forward Control Kit with floorboards, Chrome
- 22-0962** Mid Forward Control Kit with floorboards, Black



883-1000-1100-1200 Forward Control Kit for Sportster models with alternator. Includes chrome brake and shifter assemblies, complete with all necessary brackets, pedals, linkage, O-Ring pegs and hardware for installation. Use existing master cylinder for assembly.

VT No.	Year	Model
22-0395	1984-85 only	4-Speed
22-1048	1986-90	4-Speed
22-0396	1991-2003	5-Speed
22-0383	1991-2003	5-Speed without pegs



Replacement Parts.

VT No.	Item
23-9202	Brake Pedal only
22-1046	Bracket Only
21-2058	Shift Foot Lever only
21-2014	Shift Lever Arm, 5 Speed
21-2018	Inner Shift Lever, 5 Speed
21-2052	Two Piece Shift Arm, 4 Speed
21-0957	Shifter Arm Extension
21-0956	Shifter Pedal Mount
21-0402	Shifter Peg
27-1580	Footpegs
22-0451	Jockey Clutch Pedal Shaft, chrome



Front Motor Mount Bolt Kit. Stock length kits include chrome spacers and washer. Extra length kit are bolts only and do not include spacers. Use extra length kit for installing forward controls or hiway bars. Fit 1957-84.

VT No.	Type	Style
7141-18	Stock	Acorn
37-9207*	Stock	Hex
9797-20	Stock	Allen
7408-10	Extra long	Acorn, 7.5"
7408-10T	Extra long	Acorn, 7.5"
37-9086	Chrome	Spacer Set
37-9158	Washers, 4 pack	Locating

***Note:** Does not include spacers



VT No. 22-0700



VT No. 22-0701

XLH-XLCH Forward Controls are chrome plated and complete as pictured for right and left sides for 1957-78 models with mechanical brakes. Purchase longer motor mount bolts separately. Note: Front Pipe may have to be indented for clearance.

VT No.	Fits	Brake	Shift
22-0700	1957-74	Left	Right
22-0701	1977-78	Right	Left

Replacement Part for 22-0701

VT No.	Item
22-0375	Chrome Brake



Daniel Boone Forward Controls fit models as listed. 1977-78 models are cable operated and include cable. 22-0391 includes master cylinder and stainless brake line.

VT No.	Fits	Brake	Shift	Brake Type
22-0391	1979-83	Right	Left	Hydraulic
21-0923	1957-74			Lever



Brake Pedal can be used as a replacement for Daniel Boone or Davey Crockett controls. The 3/8" - 16 threaded stud can also be used as rigid mount foot pegs.

VT No.	Item	U/M
27-1519	Rubber Covered	Set
27-1520	O-Ring	Set
21-0671	Cats Paw Peg	Each



1980-up Rear Brake Part



23-0401



23-0680

Chrome Brake Pedal
includes bushing.

VT No. Year
23-0401 1980-2003
23-0680 2004-up



**Chrome Pedal and Master Cylinder
Cover Kit** includes pedal, cover, plunger
and mount hardware. Fits 1982-2003.
VT No. 23-0672



Brake Pedal Dress Kit includes
pedal and reservoir cover. Fits
2004-07 XL.
VT No. 23-0962

23-3079




23-3024



23-1728



23-3015



23-3080

Sprocket Cover Hardware. Fits XLS-XLH.

VT No.	OEM	Years	Item
23-3024	34866-86A	1986-90	Mount Stud
23-3015	42441-80	1980-90	Pivot Stud
23-3079	42441-90	1991-up	Pivot Shaft
23-1728	34909-83	1983-90	M.C. Support Bracket
23-3080	34933-96	1991-2003	M.C. Support Bracket



23-2310



23-8076

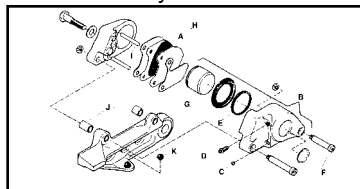
Rear Brake Lines
for Sportster, master
cylinder to TEE, rear
hose is rubber with
chrome STEEL end
from TEE to rear
caliper.

VT No.	OEM	Item	Years
23-0696	44437-77	Tube	1979
23-0729	42484-81	Tube	1981-85
23-2310	44438-87B	Hose	1987-03
23-8076	Braided	Hose	1987-03 (Stainless Steel)

*Note: Single piece hoses, use this line only.



23-9239



Rear Caliper Parts for 1979-81.

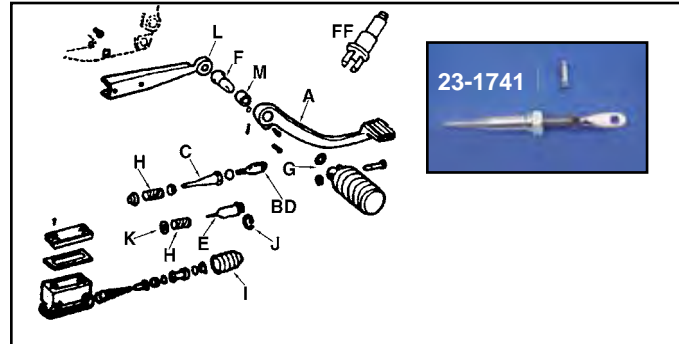
VT No.	#	OEM	Item
23-9239		Assembly	Caliper, Chrome
23-1746	F	44175-77 44176-77	Screw Set
23-0414	I	44186-77	Caliper Pins, 10 pack
23-9199	H	44182-77 44185-77	Plate, Inner Plate, Outer
23-2276	E	44152-77 44180-77	Seal Kit
23-0510	A	43395-80	Pad Set
23-2280	G	44181-77A	Caliper Piston
23-1731	D	44146-77	Bleeder
23-9198	C	44141-77	Brake Hose Seat
23-0135	J	45861-79 45862-79	Bushing, Set
28-0718	K	44199-79	Rubber Bumper

23-0140

23-0125

Rear Caliper Bolt Set.

VT No.	Fits	Finish
37-0508	1982-E87	Chrome
23-0140	L1987-99	Chrome
23-0125	L1987-99	Black
2081-3	2000-2003	Chrome



23-1741

Rear Brake Pedal & Components fits 1980-2003.

VT No.	#	OEM	Item
23-0401	A	42459-80B	1980-2003 Pedal
23-0405	A-1	542400-80	Pin for Pedal
23-1741	B	42445-80A	1980-2003 Rod End and
	C	42448-80	Plunger Assembly
23-1986	B&D	—	Rod End with Pin
23-3016	B	42445-80A	1980-E87 Rod End only
23-9173	B	42437-87	1987-up Plunger Rod End
23-3017	E	42448-82A	1982-E87 Plunger
23-3015	F	42441-80	1980-90 Pivot Shaft
23-3079	FF	42441-90A	1991-03 Pivot Shaft with Clevis
12-0972	G	11093	1980-89 Pivot Retainer
13-9165	H	40920-79	1980-84 Return Spring
13-9166	H	40920-82	1984-E87 Return Spring
28-0505	I	40922-79	1979 Pushrod Boot
12-0971	J	40918-82	1984-up Retaining Ring
23-1758	K	44126-82	1982-up Washer, Spring
23-1728	L	34909-83	1983-90 Bracket
23-3080	L	34933-96	1991-03 Bracket, Chrome
10-1256	M	42443-80	1980-up Bushing

Caliper Insert



37-8968

37-8969

37-8970

Chrome Brake Caliper Inserts are easily installed with double
face tape supplied. Sold each.

VT No.	Diameter	Fits	Type
37-8968	1.80"	1987-99	Hayes Rear
37-8969	1.47"	1984-99	Front
		1982-E87	Girling Rear
37-8970	1.40"	1977-83	Dual Disc Front
		1972-84	Banana Rear
		1977-81	Rear



23-1999

**Rear Caliper
Pistons. *Note:**
Includes seal kit.

VT No.	Year
23-2280	1979-81
23-2281	1982-86
23-1999*	1987-99
23-0532	2000-03
23-0275*	2004-13
23-0290	2014-up




Rear Caliper Seal Kits.

VT No.	Year
23-2276	1979-81
23-2277	1982-86
23-9022	1987-99
23-0533	2000-03
23-0276	2004-13
23-0293	2014-up



Rear Caliper






Chrome Rear Caliper Kit fits XL models and includes complete chrome replica 4-piston caliper assembly with pads and polished stainless steel drilled brake disc with chrome mount bolts.

VT No.	Year	2004-up	
23-1150	2005-up	23-0680	Rear Pedal
23-1097	2004	21-0578	Chrome Shifter Lever
23-1092	2000-2003	27-0817	Footpeg Support Left Side
22-0369	1987-1999	23-0780	Footpeg Support Right Side
22-0366	1982-1986		



Rear Caliper Kits include GMA Caliper with bracket and either a polished or standard 11½" stainless steel rotor with mount bolts. Use with ⅝" master cylinder.

Polished Standard Fits			
22-0361	22-0354	1979-81	
22-0362	22-0355	1982-Early 87	
22-0363	22-0356	Late 1987-99	



Caliper Assemblies.

VT No.	OEM	Year	Finish
23-0587	40925-00	2000-2003	Chrome
23-0633	40968-04	2004	Chrome
23-0236	40968-05	2005-07	Chrome
23-0855	40968-08	2008-up	Chrome
23-9221	44198-87	L1987-99 Caliper	Chrome
23-9052	44052-82A	1982-E87 Caliper, Complete	Chrome
37-0508	44201-82	Bolt Kit for Above	Chrome



Chrome Bracket for Calipers are sold separately. Replaces 40929-87. Fits L1987-99.
VT No. 23-9047



Vibration Shims fit rear pads.

VT No.	OEM	Year
23-9238	41665-82	1982-86
23-0137	43959-86	1987-99
23-0147	44337-00	2000-03
23-9268	42521-04	2004-13



11.5" Chrome Caliper Kit fits XL's Rigid frames with 3/4" rear axle. Kit includes polished 11.5" disc, bolts, chrome 4-piston caliper complete with integral bracket and weld on frame tab for left side. **VT No. 22-0370**

Rear GMA Billet Aluminum Brake Calipers are machined from billet aluminum and clear anodized. Feature dual pistons which are internally connected, brake pads and brackets, when provided. Include spacers and hardware necessary for installation. Hoses and brake disc not included. Use ⅝" bore master cylinder.

VT No.	GMA	Model
23-4519	203	1979-81 XL
23-9208	204	1982-Early 87 XL
23-9209	205	Late 1987-99 XL with banjo bolts

GMA Components.

23-4520	PA2	GMA Caliper Piston, pair, fits 23-4519, 23-9208, 23-9209
23-4510	RB1	Caliper O-Ring Seal Kit fits 23-4519, 23-9208, 23-9209
23-4514	B-Pad	SBS Brake Pad Set fits Calipers: 23-4519, 23-9208, 23-9209
23-9936	R79FXL	GMA Floating Brake Disc 1979-99 Rear



1952-78 Rear Brake



Rear Brake Drum includes sprocket riveted on for use on 1955-78 XLH-XLCH Sportster models. Order mounting bolts separately.

VT No.	#	Type	Finish
45-0403	A	Cover	Chrome
23-0437	B	Drum	Chrome
23-0438	B	Drum	Black
8812-16		Bolts	Cadmium Set
8811-16		Bolts	Chrome Set
19-0011		Sprocket	51T Black with rivets
19-0114		Rivets	Set
23-0817		Shoe Kit	1952-72
23-0818		Shoe Kit	1973-78



Brake Shoe Sets fit 1954-78 XL models. Include linings riveted on. Order spring set separately.

VT No.	Item	Type
23-0505	Lining Set	Standard
23-0450	Lining Set	.025 Oversize
13-0146	Spring Set	—
23-0503	Shoe Set	Standard
23-0390	Shoe Set	.025 Oversize



Rear Wheel/Brake Drum Assembly includes 16" all chrome wheel, brake drum, chrome backing plate assembly and chrome axle kit. Order chrome brake arm VT No. 23-0397.

VT No.	Fits
52-1050	1954-72
52-1051	1973-74
52-1052	1975-78



Brake Pedals.

VT No.	OEM	Years	
23-0408	42410-52	1952-74	
23-0931	42410-52	1952-75	Zinc
23-0400	42420-75	1975-76	
23-0404	42410-75A	1977-79	





Rear Brake Backing Plate in chrome or polished finish. Order anchor bolt kit separately.

Polished	Chrome	#	Year	Type
—	23-9013	A	1954-72	Rod
—	23-9014	B	1973-74	Rod
23-2268	23-9015	C	1975-78	Cable

Brake Operating Shafts are splined to accept brake pedal.

VT No.	OEM	Year
23-1997	42549-52	1952-74
23-0396	41620-75	1975-76
23-1998	42549-75	1977-79



Brake Operating Shaft Bushings.

10-2505	47757-52	1952-76
10-8268	25594-75	1977-Early81
10-0748	34898-79	1979 only Pivot Shaft



Chrome Rear Backing Plate Assembly includes chrome backing plate, shoes, springs, cam, pivot stud and related hardware. Order rear arm separately.

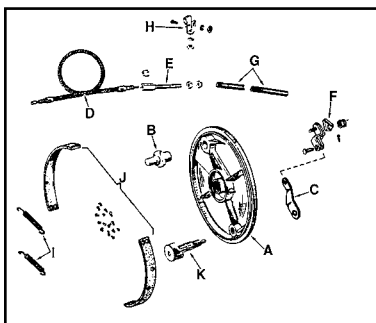
VT No.	Year
22-0728	1954-72
22-0729	1973-74
22-0730	1975-78



Chrome Rear Brake Linkage Kit includes chrome rod with nut, chrome pedal, chrome rear arm, brake spring, cross shaft, clevis pin and hardware.

VT No.	Years
22-0812	1952-66
22-0811	1967-74

1952-72 Drum Front Brake



Front Brake Parts fit 1952-72.

VT No.	#	OEM	Item
N/A	A	44148-64	Polished Backing Plate
24-0116	B	44156-64	Pivot Stud, 1964-72
24-0609	C	44307-52	Zinc Lever
36-2385	D	45060-54	Cable Assembly
36-2565	D		Cable Assembly
8818-3	E	45159-50	Adjuster, zinc
9741-2	E		Chrome As Above
37-8676	F	45174-64	Zinc Clevis
24-0095	G	45203-52	Chrome Front Brake Tube
24-0646			As Above Cadmium
2041-7	H	45218-53	Zinc Cable Tube Clamp
13-0146	I	41835-69	Spring Set
23-0505	J	44432-54	1952-63 Linings
23-0450	J	O.S.	1952-63 Linings
23-0506	J	41848-64	1964-72 Linings
23-0525			1984-94 Shoe Set
23-0519	K	44264-64	Brake Cam, 1954-72



Clutch and Brake Lever Assemblies include cable pin. Available chrome or polished with 5/16" hole sizes for cable entry. VT No. 26-2167 and 26-2168 accept front brake switch.

Chrome	Polished	OEM	Fits
26-0525	26-0526	45002-65	1952-68 Brake
26-2167	26-2168	45002-69	1969-72 Brake



Master Cylinder




23-1717



42-9945



23-1720




42-9945 Installed



23-1828



23-9177



23-9201



23-0586



42-0890



23-0757

23-0758



23-9262



23-0789

Rear Master Cylinder Rebuilds.

VT No.	OEM	Fits
23-1717	42374-77B	1980-81
23-1720	42874-82A	1982-Early87
23-9177	42382-87A	Late 1987-2003
23-1211	42810-04	2004-07
23-1213		Above without Piston
23-1212	42810-07	2007-13
23-1828	41700097	2014-up
23-0586	Pushrod	Late 1987-2003
	42436-87	

Chrome Rear Master Cylinder Covers.

VT No.	Years
42-9945	1980-2003
42-0890	1982-2003



23-2313

Rear Master Cylinder.

VT No.	OEM	Finish	Years
23-0757	42453-82B	Natural	1982-E87
23-0758	42453-82B	Chrome	1982-E87
23-9262	42456-87	Chrome	L87-2003
23-0586	Pushrod		L87-2003
23-0800	42521-07		2007-up
23-0789	42521-04		2004-06

Warranty All Brake/Calipers/Master Cylinders sold as individual pieces or in kits are covered under our warranty "Replacement Only" Provision. All item part numbers begin with a 23 prefix. No credit will be issued for these items as they are exchange only.




24-0632

24-0629

23-0617

24-0601




23-9190



15-0203



15-0188



15-0242



15-0250

Rear Master Cylinder Top Covers available for the years listed in Eagle Spirit chrome or with gold inlay and in smooth style.

	Eagle Spirit Chrome	Eagle Spirit Gold	Years
Smooth			
23-9187	24-0629	24-0632	1987-96
23-9190	—	—	1982-87
23-0617	—	—	1979-81
Finned			
24-0601	—	—	1979-81

Handlebar Master Cylinder.

Fits	2014-up.
Chrome	Black
26-2213	26-2214 without ABS
26-2215	26-2216 with ABS

Big Twin Gaskets Master Cylinder and Reservoir Top Gaskets

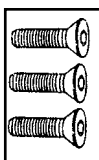
GB No.	OEM	Year	Type
15-0188	45012-72	1972-81	Master
15-0204	45012-82	1982-84	Master
15-0242	45005-85	1985-95	Master
15-0250	45005-96	1996-up	Master

Rear			
15-0202	41766-58	1958-78	Master
15-0203	42455-80	1979-81	Master
15-0248	42455-82	1982-E87	Reservoir
15-0540	42455-99	2000-up	Reservoir
15-0242	45005-85	1985-95	Master
15-1379	Gasket	2004-06	Master
15-1380	Gasket	2007-up	Master



Rear Master Cylinder Boots sold each.

VT No.	OEM	Fits
28-0503	41764-79	1979
28-0505	40922-79	1980-86
28-2005	40922-87	1987-up



Stainless Steel Master Cylinder Top Screws, 25 pack.

VT No.	OEM	Years	Type
37-8947	2628	1972-81	Front Master
37-8821	42534-82	1982-up	Reservoir

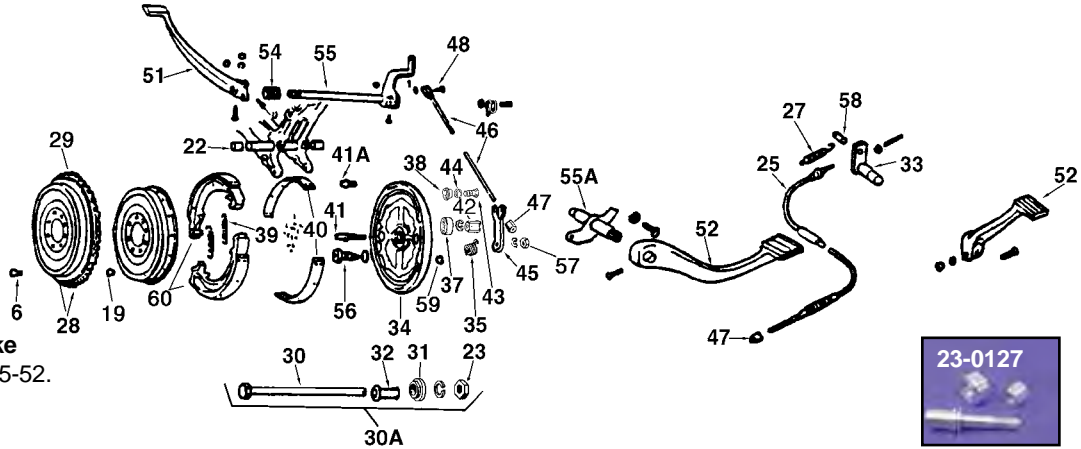
Top, Countersunk Cover



1954-78 Mechanical Brake Part



Chrome Rear Brake Arm
replaces 41925-52.
Fits 1952-78.
VT No. 23-0397



23-0127

1954-78 XL Rear Brake Components, Drum Type.


VT No.	#	OEM	Item /Type
10-2505	22	47757-52	Bushing, pair
44-0326	23	7986	Axle Nut Kit, Chrome
36-1975	25	38634-75	Cable Assembly 1975-76
36-1977	25	38634-77	Cable Assembly 1977-78
13-0205	27	40521-75	Spring, Stop Light & Switch
23-0438	28	41401-52	Drum and Sprocket, Black
23-0437	28	Complete	As above, Chrome
19-0011	29	41470-70	Sprocket only, Black with rivets
8811-16	6-19	Chrome	Lug Bolt Set
8812-16	6-19	Cadmium	3970B and 7725 Nut
44-0217	30	41551-52	Rear Axle, Chrome
44-0565	30A	—	Rear Axle Kit
44-0317	31	41598-52	Collar, Zinc
44-0500	31	41598-52	Collar, Chrome
44-0324	32	41600-55	Spacer, Chrome
23-0396	33	41620-75	Splined Arm 1975-76
23-2267	34	41662-54	Side Plate 1954-72
23-2268	34	41662-75	Side Plate 1975-78
13-0144	35	41667-75	Spring, Lever, each
13-0146	39	41835-69	Shoe Springs, pr
23-0411	37	41730-52	Locating Block, Zinc
8937-3	38	41730-73	Spacer Pivot Stud Kit
	43	41882-73	Bolt, 3 Piece
	44	41883-73	Washer, Cadmium
8936-3	—	—	As Above, Chrome 3 Piece Kit
23-0127	37-41-52	—	Pivot Stud Kit 3pc 1952-72

23-0410	41A	41876-73	Pivot Stud 1973-78
23-0412	42	41882-52	Stud Nut 1954-72
9207-4	37-41-42	—	Pivot Stud Kit, Chrome
9208-4	—	As Above	Pivot Stud Kit, Cadmium
23-0397	45	41925-52	Rear Lever Chrome
23-0399	46	42252-52	Brake Rod, 54-66 Short, Chrome.
23-0324	—	42252-52	As above, Cad w/nut
23-0326	—	42252-52	As above, Parkerized
23-0398	46	42253-67	Brake Rod, Long 67-74, Chrome
23-0325	—	42253-67	As above, Cad w/nut
37-8461	47	42264-52	Adjuster Nut 1952-78
23-0421	48	42269-30	Clevis Pin 1954-74
23-0408	51	42410-52	Pedal, Chrome 1952-74
23-0400	52	42420-75	Pedal, Chrome 1975-76
23-0404	52	42410-75A	Pedal, Chrome 1977-79
13-0153	54	42427-52	Return Spring 1954-78
23-1997	55	42549-52	Cross Shaft 1954-74
23-1998	55A	42549-75	Operating Shaft 1977-79
23-3066	56	44264-54	Cam Brake 1954-78
23-0505	40	44432-54	Lining and Rivet Set 1954-78
37-9172	58	45052-75	Cable pin
23-0503	60	44401-49B	Brake Shoe Set




Chrome Brake Light Switches

VT No.	#	OEM	Type	Fits
32-7785	A	72004-52	Push	1959-66
32-0547	B	72004-75	Pull	1975-76
32-0552	B	Black	Pull	As Above
32-0424	C	72004-70	Push	1967-74
32-0572	D	Kit	Pull	1975-76
32-0551	E	Kit	Push	1977-78
13-0218	—	—	Spring	1969



Brake Rod Adjuster Nut.
Fits 1952-78. VT No. 37-8461



Universal Black Mechanical Brake Lamp Switch includes clamp and spring. Pull is on.
VT No. Type
32-0421 Pull
32-1155 Pull
32-1156 Pull



Rear Brake Cable Assembly fits drum brake 1975-78 models, 2 types.

VT No.	OEM	Year
36-1975	38634-75	1975-76
36-1977	38634-77	1977-78

Rear Chain Adjuster Sets are heat treated and include nuts. Fits 1952-78.

VT No.	Finish
7703-2	Chrome
9020-2	Cadmium



Anchor Studs for backing plates in chrome or cadmium finish.

VT No.	Years	Finish
9207-4	1954-72	Chrome
9208-4	1954-72	Cadmium
8936-3	1973-78	Chrome
8937-3	1973-78	Cadmium
23-0410	1973-78	Zinc



1958-69 XLCH Switch Kit replaces 72011-59 bracket, 5902 (2) spacer.

VT No.	Item
32-9161	Switch with bracket



Chrome Front Disc Caliper available as right or left assemblies or set for 11½" brake rotors. Includes all internal components and pads. Fits 1984-99.

23-2226

23-3082




VT No.	Item
23-2226	Pair, Right and Left
23-3085	Right only
23-3082	Left only



1984-99 Black Front Caliper include internal components. Replaces 046-84C, left. VT No. 23-3061

23-3061



Chrome Front Caliper Bolt Kits.
VT No. Years
37-0800 1993-99
37-8822 1984-92



23-1105 Installed



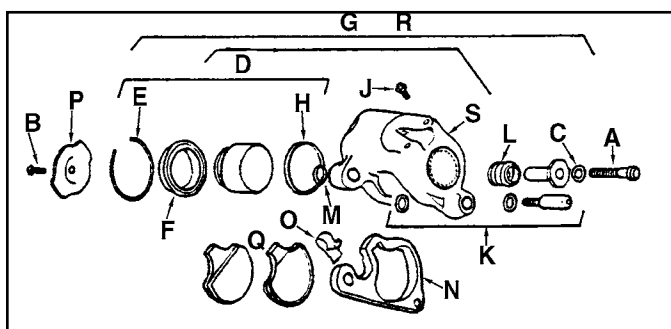
23-1105



23-0865

Edart Billet Front Caliper includes bracket for 1984-99 ST and XL models is one piece design.

VT No. Piston
23-1105 2
23-0865 4



1984-99 Front Calipers and Components.

VT No.	#	OEM	Item
37-8822	A	855	Screw
Kit	B	3517	Screw
1983-92	C	6019	Washer
37-0800		As Above	1993-99
23-2279	D	44020-83	Piston Rebuild Kit
12-0977	E	44021-83	Retainer
23-2275	F and H	44047-83	Dust Boot with Seal
23-3061	G	44046-84C	1984-99 All, Black
23-3082	G	As Above	Caliper Left, Chrome Complete
23-1731	J	44048-83	Bleeder
23-2274	K	44053-83	1984-92
23-9226	K	44053-92	Guide Pin Kit for 1993-99
28-2133	L	44054-83	Boot, each
14-0563	M	44059-83	O-Ring
23-2308	N	44072-92A	Bracket, Left
N/A	N	44073-92A	Bracket, Right
23-2306	O	44061-83	Spring Clip
23-2307	P	44062-83	Retaining Pad
23-0512	Q	44063-83	Pad Set with B

Front Caliper 1984-99



11½" Chrome Left Side Front Caliper Kit includes polished stainless steel Dura brake disc with bolts and chrome caliper half with brake pads and hardware. 39mm. Fits 1984-99.

VT No. 23-0563



Chrome Caliper Kit features 4 piston chrome caliper and polished stainless steel Dura brake disc. Fits 1984-99.

VT No. 23-0649



23-0279
Installed



Front Chrome Billet Calipers feature 4-piston design with mount brackets included. Fits 1984-99.

VT No. 23-0279




23-0555
Installed




4
Piston

Chrome Left Side 4 Piston Caliper features 2000-up styling to retro fit 1984-99 models.

VT No. 23-0555



23-4508



23-4513



23-4504


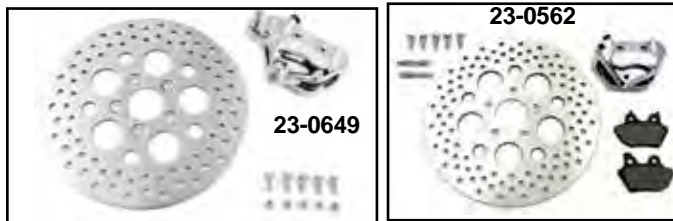
Front GMA Billet Aluminum Brake Calipers are machined from billet aluminum and clear anodized. Feature dual pistons which are internally connected, brake pads and brackets, when provided. Include spacers and hardware necessary for installation. Hoses and rotors not included.

VT No.	GMA#	Fits	Bore
23-4508	400	77-83 XL Dual Kit, 8 Piston.	¾"
23-4513	200E	74-77 XL Single Disc	⅝"
23-4504	200F	84-99 Single Disc XL Kit, fits left only, 2 piston	⅝"

Components		
23-4521	PA4	Caliper Piston Pair fits 23-4508, 23-9210, 23-1793, 23-9256
23-4520	PA2	Caliper Piston Pair fits 23-4513, 23-4504
23-4510	RB1	O-Ring Seal Kit fits 23-4513, 23-4504
23-4522	RB4	O-Ring Seal Kit fits 23-4508, 23-9210, 23-1793, 23-9256
23-4514	B Pad	SBS Brake Pad Set Fits 23-9513, 23-4504
23-9169	F Pad	SBS Brake Pad Set Fits 23-4508, 23-9210
23-0593	F-Pad	Dura 4 pc Set



Front Caliper Kit



11.5" Chrome Front Caliper and Rotor Kit includes a complete chrome replica 4-piston caliper assembly with pads, polished stainless steel drilled rotor and chrome mount bolts.

VT No.	Year
23-0649	1984-99
23-0562	2000-03
23-0989	2004-up



1984-99 Chrome Billet Front Caliper Kit includes billet chrome front caliper and bracket with pads and polished 18 spoke stainless steel brake rotor with bolts. Kit includes hardware to fit 39 & 41mm forks FXST, FXD and FLST models.

VT No.	Item
23-0238	18 Spoke Kit
23-0240	Razor Kit
23-0279	Caliper & Bracket Only
23-0884	Caliper Rebuild fits V-Twin Billet 4 Piston Calipers

1974-77 Single Disc Caliper



1974-77 "Clover Leaf" 11 1/2" Rotors.

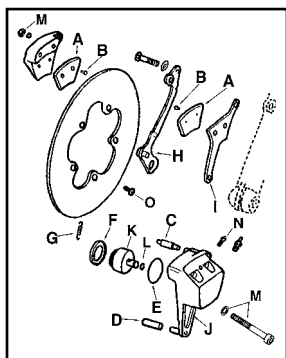
VT No.	Finish	Brand
23-0303	Zinc	Dura
23-0302	Zinc, Drilled	Dura
23-0317	Stainless	Dura
23-0942	SS Polished	Russell
23-0636	SS Polished	Dura

1974-77 Front Caliper Service Fix Kit includes seal kit, spring, pins and bleeder screw.

VT No. 23-0148

1974-77 Single Caliper Pieces.

VT No.	#	OEM	Item
23-1723	K	44275-74	Piston
12-0943	L	44274-74	Piston, Friction Ring
23-0514	A&B	44281-74	Pad Set
23-0606	E&F	44277-74	Caliper Seal Kit
		44278-74	
23-0148		Kit	Service Kit includes C,D,E,F,G,N
23-1747	C&D	44280-74	Caliper Pin Set, two piece
		44283-74	Set
		43302-77	Spring, Service Fix
23-1995	H	44272-74	Anchor Arm
	I	44276-74	Plate, Floating Lining
23-0065			Anchor Arm Only
37-8996	M	Kit	Mount Bolt Kit Chrome
23-1730	J	Complete	Black Caliper Assembly with A-F+H,I
23-0711	N	41749-58	Bleeder Screw
8759-5	O	41191-74	Chrome Rotor Screw Set



Chrome Caliper Kit Drilled includes zinc or polished stainless steel brake rotor. Fits 1974-77.

VT No.	Rotor Type
23-0564	Steel Zinc
23-0565	Stainless Steel Polished




Single Disc Front Caliper Assembly features stock type construction in black or chrome with piston installed. Caliper units include zinc plated brackets and hardware. Fits 11 1/2" rotor on stock 35mm forks. Fits 1974-77.

VT No.	Finish
23-1730	Black
23-1737	Chrome



1974-77 Single Disc Caliper Kit includes GMA Billet Caliper, 11.5" drilled zinc plated steel rotor and mount bolts.

VT No.	Item
23-0626	Kit
23-4513	Caliper Only (GMA)
23-1100	Edart Chrome Caliper Only



Front Caliper Assemblies are fully assembled with disc pads and all internals for 1973 only XL front. Calipers accept 1/8" NPT line.

VT No.	Finish
23-2219	Black
23-2237	Chrome



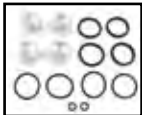
Front Caliper are 4 piston type including all internal components. 23-0554 features smooth face. Fits 2000-03.

VT No.	OEM	Side	Finish
23-0554	44046-00	Left	Chrome
23-0529	44046-00	Left	Black
23-0580	44025-00	Right	Chrome
23-0581	Set	Right and Left	Chrome



Front Chrome Disc Brake Caliper Mount Bolt Kit fits 2000-03 models.

V-Twin Colony
37-0816 2080-4



Pistons Only, less seals, pistons are sold each.

VT No. OEM Front

23-2279 44020-83 1983-99 XL

23-0532 44313-00 2000-03 All Front Only

00-03 Front Caliper



Chrome Billet Front Caliper fits 2000-03 XL models.
VT No. 23-1039



Caliper Seal Kits contain seal & dust boot for year listed.

VT No.	OEM	Front
23-2275	44047-83	1984-99 XL
	44022-83	
23-0533	44315-00	2000-03 All Front Only



Left Chrome Front Caliper Cover includes chrome trim disc to conceal mount hardware. Fits 2000-2003.
VT No. 42-0844

2004-up Front Caliper

2004-up XL Front Calipers feature 4 pistons design in chrome.

VT No.	OEM	Finish	Side	Model
23-0851	44121-04	Silver	Left	XLH
23-0852	44121-04	Chrome	Left	XLH
23-0008	44546-04	Chrome	Right	XLH
23-0286	44121-07A	Chrome	Left	XLH
23-0821	42879-07	Chrome	Left	"48"
23-0273	42822-04	Piston with seal	2004-06	
23-0274	43529-04	Seal Kit	2004-06	
23-0285	42028-07	Piston & Seal Kit	2007-13	
23-0292		Seal Kit	2007-13	
23-0827	41300006	Piston & Seat Kit	2014-up	
23-0294		Front Seal Kit	2014-up	



1977-83 Dual Disc

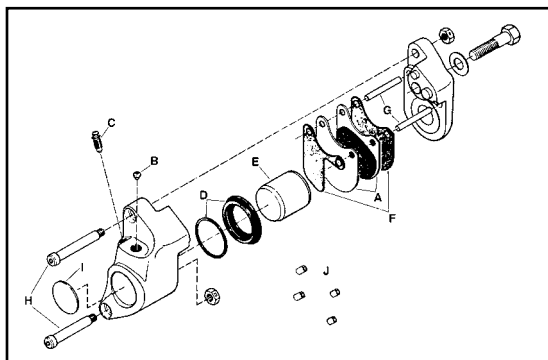


1977-83 Chrome Dual Disc Caliper and Rotor Set includes (2) chrome calipers and (2) 10" drilled rotors.

VT No.	Item	Rotor
23-0250	Caliper Rotor Set	Zinc Steel
23-0258	Caliper Rotor Set	Polished Stainless Steel
23-0259	Caliper Rotor Set	Stainless Steel
8758-10	Bolt Set	

Chrome Lower Slider Set Only fits 1977-82 dual disc 35mm forks.

VT No. 24-0541






Dual Disc Front Disc Calipers includes body, piston, seals. Dual type fits 1977-83 FX-FXWG with 10" brake rotors. Order mounting hardware separately.

VT No.	Side	Finish	Style
23-2221	Right	Black	A
23-1121	Right	Chrome	A
23-2238	Left	Black	A
23-1120	Left	Chrome	A
23-1119	Right and Left	Black	A
23-1122	Right and Left	Black, ET	B
23-2220	Right and Left	Chrome, Daytona	B
23-0550	Right and Left	Chrome, ET	A





Dual Disc Caliper Hardware fits 1977-83.

VT No.	#	OEM	Item
23-0509	A	44098-77	Pad Set (4)
23-9198	B	44141-77	Seat, brake hose
23-1731	C	44146-77	Bleeder Fitting
23-0607	D	44151-77	Seal, piston
		44153-77	
23-2278	E	44157-77	Piston
23-0523	F	44158-77	Plate, Outer
		44161-77	Plate, Inner
23-1734	G	44162-77	Pin
24-0602	H	44173-77	Screw
		44174-77	
37-8970	I	—	Chrome Insert, each
24-0603	J	46018-77	Mount Bushing Set
		46019-77	





Stainless Brake Rotor

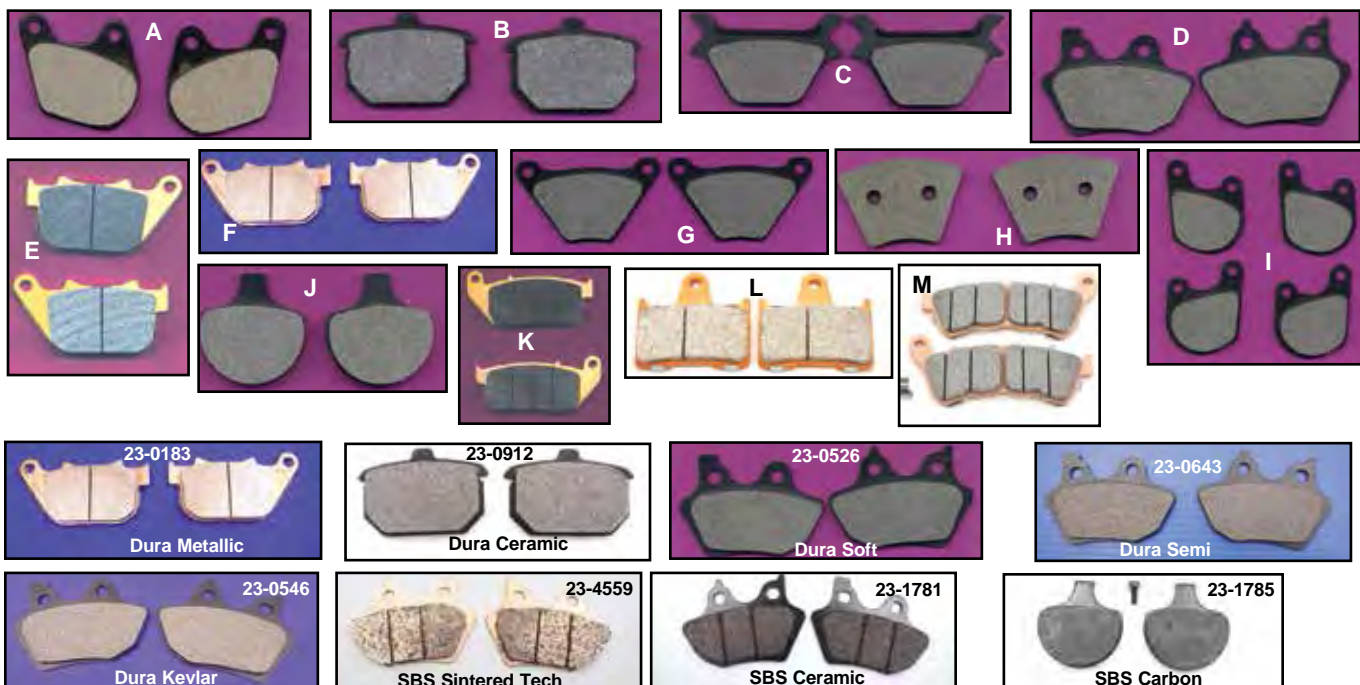


Drilled Stainless Rotors feature rustless finish for appearance and long service life, in Russell or Dura Rotor brand. Available in standard or polished finish. Russell High Performance and Dura Stainless Steel Rotors are compatible with all disc pads including sintered metal and OEM.

Dura Rotor		Russell		OEM	Dia.	Bolt Kit		Fits
Polished	Standard	Polished	Standard					
REAR								
23-0341	23-0333	23-9044	23-0318	41791-79	11.5"	8791-10 Cast or Wire	8791-10T	1979-92 Cast or Wire
23-0362	23-0361	23-9045	23-9926	41789-92	11.5"	9807-10 Cast or Wire	9807-10T	1993-99 Cast or Wire
23-0468	23-0469	—	—	41789-92	11.5"	9807-10 Cast or Wire	9807-10T	1993-99 Cast or Wire
23-0357	23-0387	23-9050	23-9051	41797-00	11.5"	9807-10 Wire 9818-5 Cast	9807-10T	2000-up Cast or Wire
FRONT								
23-0343	23-0334	23-9040	23-0319	44136-84	11.5"	8793-5 Cast 8794-10 Wire	8793-5T 8794-10T	1984-91 Cast or Wire
23-9206	23-0368	23-9040	23-0319	44136-92	11.5"	8793-5 Cast 8794-10 Wire	8793-5T 8794-10T	1992-99 Cast or Wire Wheel
23-0467	—	—	—	44136-92	11.5"	8793-5 Cast 8794-10 Wire	8793-5T 8794-10T	1992-99 Cast or Wire Wheel
23-0356	23-0379	23-9048	23-9049	44156-00	11.5"	8793-5 Cast 8794-10 Wire	8793-5T 8794-10T	2000-up Cast or Wire Wheel Left Side Rotor



Disc Brake Pad



Disc Brake Pads are available in **Dura**, **SBS**, **Dura Kevlar**, **Dura Semi-Metallic** for excellent stopping on all types of disc rotors. **Dura** replacement pads are a soft compound designed to be compatible to all types of brake disc rotors. **SBS brand** is available in **Sintered**, **Ceramic** or **Carbon Tech** compounds. **Sintered Metal Pads** provides maximum stopping power but can never be used in calipers that were originally equipped with non-sintered pads. Works best with stainless steel disc rotors. **Ceramic Pads** are designed for general purpose use on carbon steel rotors and can be used on carbon steel rotors and can be used on calipers originally equipped with sintered metal brake pads. **Carbon Tech Pads** designed for use in all stock or aftermarket calipers. Works well with stainless steel or cast iron rotors.

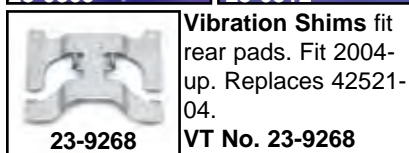
Fits	OEM	Dura Metallic	Dura Ceramic	Dura Soft	Dura Semi	Dura Kevlar	SBS Sintered Tech	SBS Ceramic	SBS Carbon	Photo #
Rear Disc Pad Sets for Stock Type Calipers										
1979-81 XL	43395-80	—	23-0999	23-0510	23-0640	23-0618	—	23-1766	—	A
1982-E87 XL	44209-82	—	23-0912	23-0511	23-0641	23-0619	—	23-1764	23-1776	B
1987-99 XL	44213-87	—	23-0992	23-9163	23-0642	23-0620	23-1780	—	23-1779	C
2000-2003 XL	44082-00	—	23-0993	23-0526	23-0643	23-0546	23-4559	23-1781	23-1782	D
2004-06 XL	42836-04	—	23-0916	—	23-1950	23-1951	23-1952	—	—	E
2007-13 XL	42029-07	23-0183	23-0910	—	—	23-0184	—	—	—	F
2014-up XL	41300053	23-0185	23-0186	—	—	23-0187	—	—	—	L
Front Disc Pad Sets for Stock Type Calipers										
1973 XL	44131-73	—	23-0913	23-0513	23-0644	23-0621	—	23-1763	23-1775	G
1974-77 XL	44281-74	—	23-0915	23-0514	23-0645	23-0623	23-1767**	23-1786	—	H
1978-83 XL	44098-77	—	23-0911	23-0509*	23-0646	23-0624	—	23-1760*	23-1783*	I
1984-99 XL	44063-83	—	23-0996	23-0512	23-0647	23-0625	23-1784	23-1762	23-1785	J
2000-2003 XL	44082-00	—	23-0993	23-0526	23-0643	23-0546	23-4561	23-4560	23-1782	F
2004-13 XL	42831-04	23-1958	23-0914	23-1959	23-1955	23-1956	23-1960	—	—	K
2014-up XL	41300004	23-0188	23-0189	—	23-0190	23-0191	—	—	—	M

*Note: Set of Four, **Note: Dura Brand

Replica Steel Brake Rotor

V-Twin Mfg™ Brake Rotors feature fine finish ground surface. Available with or without holes in steel with zinc finish unless as construction as noted as stainless. Exactly interchangeable with stock discs. Order bolt set separately.

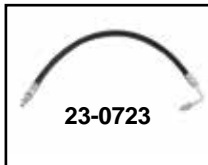

Drilled	Plain	OEM	Dia.	Bolt Kit	Fits	Type
FRONT						
23-0304	23-0305	41813-79	10"	8738-10	1972-84 FLH	Steel
				8738-10T	Cast or Wire 1973 only FX	
23-0309	23-0310	41806-72B	10"	8738-10	1972-84 FLH, 1973 only FX	Steel
				8738-10T	Cast or Wire with built in offset	
23-0311	23-0312	44137-77A	10"	8758-10	1977-83 All FX Cast or Wire	Steel
					Cast or Wire 2 3/4" Inner Diameter Center Hole	
REAR						
23-0307	23-0308	41791-79	11.5"	8791-10	1981-92 Cast or Wire	Steel



Vibration Shims fit rear pads. Fit 2004-up. Replaces 42521-04.
VT No. 23-9268



Replica Brake Hose



Hoses Listed are of stock type rubber construction are D. O. T. approved.

Front

VT No.	OEM	Length	Fits
23-0732	45521-74A	40"	1974-77 XL
23-0723	45121-77	19"	1977-79 XL Lower only 1980-82 XL
23-0726	45121-77	19"	1977-79 XL Lower only

Rear

23-2310	44438-87B	Late 1987-03 XL
---------	-----------	-----------------

Brake Tees



Chrome Steel Brake Line Tees

VT No.	Type
23-0570	Center hole inverted flare $\frac{3}{8}$ " - 24 UNF, side tubes $\frac{3}{8}$ " - 24 UNF, mounting hole $\frac{5}{16}$ " I.D.
23-0571	Center hole 1/8" - 27 NPT, side tubes $\frac{3}{8}$ " - 24 UNF, mounting hole $\frac{5}{16}$ " I.D.
23-0572	Center hole & side tubes $\frac{1}{8}$ " - 27 NPT, mounting hole $\frac{5}{16}$ " I. D.

Billet Aluminum Brake Tees

VT No.	Type
23-9227	Front $\frac{3}{8}$ -24 inverted flare in all 3 holes
23-9228	Rear $\frac{3}{8}$ -24 inverted flare in 2 holes and $\frac{1}{8}$ " NPT in center hole




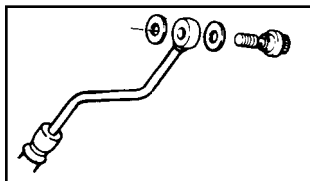
Chrome Front Replacement Brake Tees for XL's.

VT No.	OEM	Fits
23-0706	43308-78	1978
23-0708	44311-80	1982
23-0705	43310-77	1979-81



Chrome Stock Billet Brake Clips.

VT No. 36-0351



Chrome Banjo Bolt Kits for use with universal or stock lines, front and rear, washers included. The VT No. 37-8979 is to be used when a master cylinder or caliper uses a $\frac{3}{8}$ -24 banjo bolt and the line has a 12mm hole instead of 10mm.

VT No.	OEM	Line	Size/Item
23-0612	41747-82A	10mm	$\frac{3}{8}$ -24
23-0613	41731-82	10mm	Washers
23-0614	41739-84	12mm	$\frac{7}{16}$ -24
23-0615	45583-83	12mm	Washers
37-8979	Special Kit	12mm	$\frac{3}{8}$ -24
14-0568	41731-88	10mm	Washer with O-Ring
14-0567	41733-88	12mm	Washer with O-Ring
23-0882	2004-up XL	10mm	Hex
23-0883	2004-up XL	12mm	Hex
2300-3	2004-up XL	10mm	Dome Hex
2302-3	2000-up XL	12mm	Dome Hex



Brake Hose Fittings for front master cylinder, chrome.

VT No.	OEM	Type
26-0622	43307-78	Angle
23-0517	Converts 10mm late threads to 1/8" NPT with inverted flare,early thread hose type, straight.	



Banjo Bolt by Russell accepts brake light switch and eliminates the need for junction block. Replaces the standard $\frac{3}{8}$ x 24 bolt. Sold each. VT No. 23-0746



Brake Banjo Seal Washers feature built in O-Rings.

VT No.	OEM	Type
14-0567	41733-88	$\frac{7}{8}$ ", 12mm fits handlebar cylinders 1984-00, single disc
14-0568	41731-88	$\frac{3}{8}$ ", 10mm fits 1982-00 Dual Disc Brake Calipers
14-0578	41731-01	Fits 2001-up Master Cylinder & Brake Calipers



Allen Button Head Banjo Bolts sold with washers.

VT No.	Size	MM
37-8517	$\frac{3}{8}$ -24	10
37-8518	$\frac{7}{16}$ -24	12



Universal Straight Chrome Union with bracket.

VT No.	Thread
23-0635	$\frac{1}{8}$ NPT
23-0688	$\frac{3}{8}$ -24



10mm Russell Street Legal Universal Brake Lines. Build it yourself line assemblies ready for adapter fittings. Preamsembled with high performance #3 stainless braided hose with a rugged Teflon® inner and crimp-on chrome plated female swivel hose ends. Clear coated for abrasion resistance. Meets the guidelines of the D.O.T. MVSS-106 requirements and are 50-state legal. Compatible with all brake fluids.

VT No.	Length	VT No.	Length	VT No.	Length
23-8352	4"	23-8120	32"	23-8282	58"
23-8002	6"	23-8130	34"	23-8229	60"
23-8010	9"	23-8342	36"	23-8332	62"
23-8020	12"	23-8140	38"	23-8312	64"
23-8030	15"	23-8242	40"	23-8322	66"
23-8362	16"	23-8150	42"	23-5833	68"
23-8040	17"	23-8252	43"	23-5835	72"
23-8212	18"	23-8262	44"	23-5836	74"
23-8050	19"	23-8192	45"	23-5840	80"
23-8060	21"	23-8372	46"		
23-8070	23"	23-8160	47"		
23-8080	25"	23-8202	50"		
23-8090	26"	23-8170	52"		
23-8100	28"	23-8180	54"		
23-8110	30"	23-8272	56"		



Hydraulic Brake Switch features heavy duty contacts and quality brass terminals for 1951-up models.

VT No.	Type	Brand
32-0425	Screw	V-Twin
32-0426	Flag	V-Twin
32-0434	Screw	Accel
32-0435	Flag	Accel
32-0443	Flag	V-Twin

***Note:** Black in color



Front Chrome Brake Line Clamp fits under triple tree to secure stainless brake line. 1/4 x 20 mount hole.

VT No.	Type
23-0675	A
23-0686	B

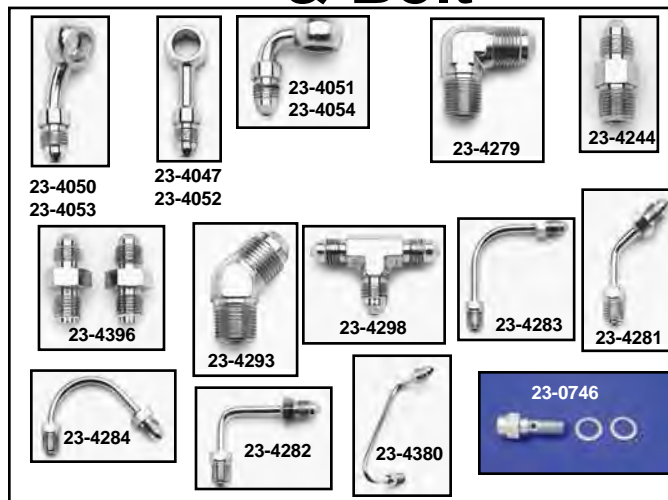


Brake Hose Fittings.

23-4306	Front Wide Glide Junction Block
23-4307	Front Narrow Glide
23-4305	90° long forward control banjo, 10mm
23-4303	35° short rear brake banjo, 10mm
23-4304	90° short rear brake banjo, 10mm






Brake Fitting & Bolt



Chrome Adapter Fittings see listing for application. Sold as each, unless noted. ***Note:** Most common use

VT No.	Fitting Type Adapts To:
23-4047	10mm Banjo, straight
23-4050	10mm Banjo, 35°
23-4055	10mm Banjo, 45°
23-4051	10mm Banjo, 90°
23-4052	7/16" Banjo, straight
23-4053	7/16" Banjo, 35°
23-4056	7/16" Banjo, 45°
23-4054	7/16" Banjo, 90°
23-4057	12mm Banjo, straight
23-4058	12mm Banjo, 35°
23-4059	12mm Banjo, 90°
23-4244	1/8" Male NPT, straight
23-4279	1/8" Male NPT, 90°
23-4293	1/8" Male NPT, 45°
23-4298	Male "T"
23-6033	Flare Union
23-6034	3/8 x 24 Banjo Bolt
23-6035	7/16 x 24 Banjo Bolt
23-6040	10mm x 1.25" Banjo Bolt
23-6041	12mm x 1.25" Banjo Bolt
23-6036	3/8 x 24 Double Banjo Bolt
23-6042	10mm x 1.25" Double Banjo Bolt
23-0746	3/8 x 24 Brake Switch Banjo Bolt
23-6037	35° Rear Banjo, 10mm
23-6038	90° Short Rear Banjo, 10mm
23-6039	90° Long Forward Control Banjo, 10mm
23-4396	3/8-24 Male Inverted Flare, straight, 2 pack
23-4380	3/8-24 Male Inverted Flare, 90° & 120°
	*Junction block to master cylinder
23-4281	3/8-24 Male Inverted Flare, 45°
	*Rear Calipers
23-4282	3/8-24 Male Inverted Flare, 90°, short
	*Junction Block to Front Caliper
23-4283	3/8-24 Male Inverted Flare, 90°, long
	*Junction Block to Front Caliper
23-4284	3/8-24 Male Inverted Flare, 150°
	*Forward Controls



Double Banjo Brake Line use with 10mm bolt.

VT No.	Item
23-0891	Line
23-0612	Bolt
23-0688	Junction



Stainless Brake Line



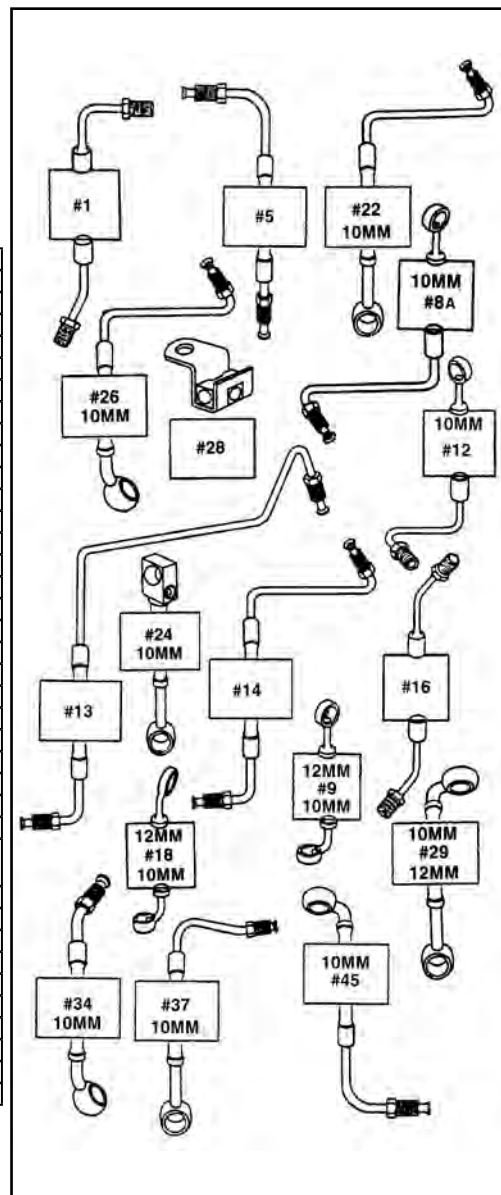
Year	Model	Front	Diagram#	Rear	Diagram#
*Note: D.O.T. approved.					
1974-77 +4" Ext		23-8901	1	—	
As Above +8" Ext		23-8902	1	—	
1978-79	XL-XLCH	23-8703	5	23-8800	20
1979	XLS	23-8704	5	23-8800	20
1980	XLS		5, 14	23-8801	16
1980	XLH	—	5, 14	23-8801	16
1981	XL-XLS	—	5, 14	23-8801	16
1984-85	XLX	23-8729	18		
1984-85	XLH	23-8722*	9		
1984-85	XLS	23-8723*	9		
As Above +2" Ext		23-8943	9		
As Above +4" Ext		23-8944	9		
As Above +6" Ext		23-8945	9		
1987-99	XLH 883 Standard (Man. After 2/1/87)	23-8735*	29	23-8834*	
2000-03	XLH 883 Standard	23-8735*	29	23-8835*	
2004-07	XLH 883 Standard	23-8794*		—	
1987-98	XLH 883 Deluxe	23-8746*	9	23-8834*	
As Above +2" Ext			9	23-8834*	
As Above +4" Ext		23-8983	9	23-8834*	
1986-87	XLH 1100	23-8722*	9	23-8816	
1987-95	XLH 883 Hugger	23-8746*	9	23-8834*	
As Above +2" Ext			9	23-8834*	
As Above +4" Ext		23-8983	9	23-8834*	
1996-99	XLH 883 Hugger			23-8834*	
2000-03	XLH 883 Hugger Custom				
1988-98	XLH 1200	23-8746		23-8834*	
1996-99	XLH 1200 Standard	23-8753*		23-8834*	
2000-03	XLH 1200 Standard	23-8753*		23-8834*	
1996-99	XL 1200S Sport	23-8754*		23-8834*	
2000-03	XL 1200S Sport	23-8754*		23-8835*	
1996-03	XLH 1200 Custom	23-8755*		23-8834*	
1997-98	XLH 1200	23-8755*		23-8835*	34, 37, 48
2004-up	XL 1200C Custom	23-8794		—	
2004-up	XL 50th Anniversary	23-8794		—	
2004-up	XL 1200R Roadster	23-8794		—	

Front Lines-Dual Disc Upper Lines (sold each)

VT No.	Year/Model	Length	Diagram#
23-8908	1978-79 XLH-XLCH	Stock 19"	5
23-8909	1978-79 XLH-XLCH	+2"	5
23-8910	1978-79 XLH-XLCH	+4"	5
23-8911	1978-79 XLH-XLCH	+6"	5
23-8912	1978-79 XLH-XLCH	+8"	5
23-8906	1977-81 XL	Stock 14"	5
23-8926	1983 XLH	Stock 24"	12
23-8928	1983 XLH	+4"	12

Lower Lines-Dual Disc Lower Lines (2 required, sold each)

23-8908	1978-82 XLH-XLCH	Stock 19"	5
23-8909	1978-82 XLH-XLCH	+2"	5
23-8910	1978-82 XLH-XLCH	+4"	5
23-8911	1978-82 XLH-XLCH	+6"	5
23-8912	1978-82 XLH-XLCH	+8"	5
23-8909	1977-82 XL	Stock 21"	5
23-8910	1977-82 XL	+2"	5
23-8911	1977-82 XL	+4"	5
23-8942	1981 XL-XLS	+23"	14



10mm Stainless Steel Banjo End Dual Disc Upper Hose fits 1982-up style master cylinders for single or dual disc application. Hose has nut with inverted flare at opposite end.

VT No. **Length**
23-8926 24"

41 mm FL Glide Style Fork Kit for XL



24-2036

Fatster™



41 mm Fat Kid Style Fork Assemblies Only. Include chrome top tree, black lower tree with polished or chrome lower sliders assembled with hard chrome fork tubes and axle kit.

VT No.	Year	Sliders
24-0765	1982-2003	Polish
24-0766	1982-2003	Chrome
24-1457	Cone Nut	



FLST Style



Fat Kid Style

41mm FLST Style Complete Front End Assembly to fit XL models. Kits include the complete fork assembly kit, with the addition of the 5 piece chrome fork cover set, 7" headlamp and bracket, 16" chrome wheel, speedometer drive, chrome caliper, 11.5" drilled disc, and fat kid style or FLST style fender. Kits available with a chrome caliper and polished or chrome lower legs.

1982-2003 Fat Kid Style Kit

24-2036 Kit with Chrome Lower Slider

1982-2003 FLST Style Kit

24-2035 Kit with Chrome Lower Slider

The V-Twin™ Fork Assembly is shipped complete with axle, axle nut, spacer, top nut, bearings, cone nut, dust cover, triple trees and fork tubes & sliders. Fork tubes and sliders are fully assembled with internals. Final assembly of the remaining components is done by the dealer. Every leg assembly is shipped dry. We recommend use of the appropriate fork oil such as Type B. The amount of fork oil to add varies by model. A FX will need about 6 oz per leg, a FL will need about 8.5 oz per leg and a FXWG need about 10 oz per leg. Due to oil cling, dry for leg needs about 1 oz more to fill than a drained leg would require.



Dual 10" Disc Style
24-2024,
24-2026

41mm Glide Fork Assemblies for 1952-up XL models. Feature wide style with chrome triple trees, polished or chrome lower sliders, hard chrome fork tubes, axle, neck bearings, top cone and stem nut, pinch bolts and bearing dust covers. Fork is 31" overall length. Single disc units accept

11.5" brake rotors, dual rotors type uses two 10" brake rotors. All units require Big Twin WG front wheels. Also available as complete kits with 21" wheels and black or chrome calipers, brake rotors and brake disc bolts. Order neck cup set 24-0157 for 1952-78 models. Units do not include provision for fork lock. Single disc models accept 36-0803 speedo drive, dual disc models accept 36-0547 speedo drive kit.



41mm Glide Fork Assembly

Single 11 1/2" Disc Style
24-2023, 24-2025

23-2029

1952-81 Fork Assemblies.

VT No.	Type	Finish
24-0759	11.5" Single	Polish Slider
24-0760	11.5" Single	Chrome Slider
24-0758	10" Dual	Polish Slider
24-0761	10" Dual	Chrome Slider

1952-81 Fork/Wheel Assemblies.

These assemblies include 21" chrome wheel, chrome caliper(s) drilled disc brake disc(s) and brake disc bolts.

24-2023	11.5" Single	Chrome Slider
24-2024	10" Dual	Chrome Slider

1982-03 Fork Assemblies.

24-0040	11.5" Single	Polished Slider
24-0041	11.5" Single	Chrome Slider
24-0042	10" Dual	Polished Slider
24-0043	10" Dual	Chrome Slider

1982-03 Fork/Wheel Assemblies.

These include 21" chrome wheel, chrome caliper(s), drill disc brake disc(s) and brake disc bolts.

24-2025	11.5" Single	Chrome Slider
24-2026	10" Dual	Chrome Slider



Chrome Lower Tree Cover covers area on lower tree below headlamp.

VT No. 31-9991




Fork Assembly



35mm and 39mm

Fork Assembly with Polished Lower Sliders. Complete narrow glide fork assemblies. *Note: Units have chrome lower sliders.

Dual Chrome	Single	Fits	MM
24-8569	—	1977 only	35 7/8" Neck Post
24-8570	—	1978-81	35 15/16" Neck Post
24-8571	—	1982-83	35 1" Neck Post
—	—	1988-99 883	39
—	—	1995-99 1200	39
—	24-8559	1996-up XLC	39
—	24-8562*	1988-99	39
—	24-8566*	2000-03 XL	39



39mm Chrome Fork Assembly fits XL models.

Kits include:

- Chrome Triple Tree Set
- Chrome Fork Sliders
- Chrome Left Side Caliper
- 11.5" Polished Stainless Steel Brake Disc
- 19" or 21" Wheel Assembly
- Axle
- Fender
- Riser Bushings
- Bearing Set

VT No.	Year	Wheel
24-0991	1982-99	21"
24-0992	1982-99	19"
24-1050	2000-03	21"
24-1051	2000-03	19"
24-1054	2004-up	21"
24-1053	2004-up	19"

Fork Brace



39mm Chrome Fork Braces are machined from Billet aluminum, easy to install and offers increased torsional rigidity. Fits 1987-up XL by clamping over chrome dust boots.

VT No. 24-0841




Tweek Bar Fork Brace is a two piece design of polished alloy that clamps directly to fork tube.

VT No.	Size	Fits
24-0824	35 mm	1973-87
24-0823	33.4 mm	1952-72



35mm Chrome Forged Aluminum Fork Brace add rigidity to forks by clamping to fork seal area of lower leg. Fits XL with Showa forks.

VT No. 24-0323



39 mm Kwik-Klip attaches brake line or speedo cable to fork leg.
VT No. 24-1023

Fork Brace fits 2010-up XL 1200X.

VT No.	Finish
24-1036	Chrome
24-1040	Black



39mm Triple Tree



24-0856



24-1020



24-0857



24-0665



24-0858



24-0897



24-1035



24-0879




24-0936



24-1037

Chrome Triple Tree Sets include upper and lower trees to fit 39mm fork tubes as stock on 1990-up.

VT No.	Years
24-0879	1990-03
24-0936	2004-up
2272-5	Screws
24-1037	2011-up "48"



24-0865



24-0898



24-1034

Chrome Top Triple Tree for 1988-up.

VT No.	Year
24-0865	1988-2003
24-0898	2004-up
24-1034	2010-up "48"



Chrome Lower Triple Tree Cover fits 39mm forks 1987-up designed for easy installation.
VT No. 42-0342



Lower Fork Stem Retaining Ring for 1986-up all models. Replaces 45611-86.
VT No. 12-0979



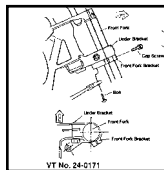
Upper Bracket Cover fits 1988-up XL-FXD 39mm forked models, when using a custom bottom mount headlamp.

VT No.	Item
42-0861	Cover
2272-5	Screw Set

39 mm Lower Tree Applications.

VT No.	Fits	Finish
24-0856	1988-03 XL 1200 1995-03 XL 883	Polish
24-1020	As Above	Chrome
24-0857	1996-2003 XLC	Polish
24-0665	As Above, XLC	Chrome
24-0858	1988-94 XL 883	Black
24-0897	2004-up XL's	Chrome
24-1035	2011-up "48"	Chrome


Steering Stabilizer Kit



VT No. 24-0171



24-0171



Billet Fork Stop to be mounted to billet triple tree sets to allow for fork stops. Drilling of tree may be required.


VT No. 24-0749



24-0172



24-0664



Stop Plate mounts to custom triple trees under lower bearing for 39mm and 41 mm forks.


VT No. 24-0894



24-0168

Steering Damper is heavy alloy universal, multi-position, and adjustable, can be secured between the frame and most forks. Fork tube and frame clamps sold separately.


VT No. 24-0168



27-0057

Chrome Steel Mount Clamp with $\frac{3}{8}$ " mount hole. Use to mount damper body to frame tube. Sold as a pair.

VT No.	Inner Diameter
27-0057	1"
27-0059	1 1/4"



24-0657

Steering Damper Fork Tube Clamp in alloy finish available in 2 piece design for attaching damper end to fork tube.

Size	VT No.
39mm	24-0657
41mm	24-0658

39mm Steering Stabilizer Kit includes brackets and adjustable round body dampener piston. Fits 883-1200.

VT No.	Year
24-0171	1988-03
24-0172	2004-06
24-0664	2007-up



41mm Narrow Glide

41 mm Narrow Glide will replace 39 mm assembly on XL models. Use with original wheel and brake assembly from 1984-03. Wheel not included.

VT No.	Item	Type
24-1275	Fork Assembly	Dual
24-1276	Fork Assembly	Single
52-0170	19" Wheel	Single/Dual
52-0171	21" Wheel	Single/Dual
44-0852	Axle	Dual



24-1275

24-1316



24-1318



24-1315



24-1317



Fork Cover Sets fit the space between the triple trees and cover the fork tube like the 1960's styling. **Note:** Will not fit "48" models, required front fender removal 14" long.

1986-03 2004-up Finish

24-1316 24-1318 Black

24-1315 24-1317 Chrome

39mm to 41mm Conversion Kit



24-0958

Narrow Glide Conversion Kit allows use of 41mm leg assembly, 1984-99 style and utilizes the original FXD or XL 19" or 21" wheels, and the caliper and brake disc from the original motorcycle. 24-0958 is shown with stock leg assembly 24-0510 FXST style.

Narrow Glide Conversion Kit to fit FXD-XL 39mm models includes upper and lower triple trees, stem, stem nut, fork stops, axle, axle spacers and fender spacers. For use with 1984-99 FXST/FXDWG 41mm fork leg assemblies and 1984-99 narrow glide 19" or 21" wheel assembly with aluminum hub and front fender. Accepts OEM 11.5" brake disc and caliper (custom brakes may cause interference with laced wheels). Measures 4⁵/₁₆" between fender mounts. For front wheel speedometer operation, replace left side axle spacer with speedometer drive unit.

VT No.	Item
24-0958	Kit
36-2450	Speedometer Drive



24-0958
Installed




33 and 35mm Triple Tree



42-0308



42-0291



42-0290

Chrome Lower Fork Stem Covers for 1957-85 with 35mm forks. VT No. 42-0290 can be installed without disassembling forks. VT No. 42-0308 replaces 45750-70 in one piece style.

VT No.	Type	Style
42-0308	1 Piece	Smooth
42-0291	1 Piece	XLCH
42-0290	3 Piece	Smooth
8757-8	Allen Screws for Above	



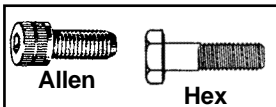
Top Triple Tree for Sportsters.

VT No.	OEM	Year	Finish
24-0801	45739-62B	1954-72	Cast
24-0802	45738-73	1973-87	Cast
24-0803	45738-73	1973-87	Polished
24-0826	45736-78B	1973-87	Chrome
28-1503	Bushing Set	1954-99	
37-0860	Screw Kit	1962-86	



Fork Stem Lock Tabs replace broken, bent or missing on stock lower triple trees, to be welded on. Fits 1981-83 XLH.

VT No. 51-0099



Lower Stem		Pinch Bolts.
VT No.	Type	Finish
37-8834	Hex	Zinc
37-9220	Allen	Chrome



37-9220

24-0808

24-0855

Lower Trees. Steel construction.

VT No.	OEM	Years	Tube Size(mm)
24-0807*	45703-71	1957-72	33.4
24-0808	45703-73	1973-77	35
24-0930	Chrome	1973-77	35
24-0809	45703-78	1978-81	35
24-0810	47693-81	1982-87	35
24-0855	Chrome	1982-87	35

*Note: Requires use of 15/16" tapered bearings.

Top Stem Nuts



Chrome Fork Stem Nut Cover to fit over stock stem nut and held in place by set screws. Cover is one piece.

VT No.	Fits
24-0636	1971-87 35mm fork
24-1336	1980-up 39mm fork



8809-6

Stem Bolt and Cover Kit includes sleeve, stem bolt, dust shield, spacer rubber plug and chrome cover. Fits all 1957-78 without steering damper.

VT No.	OEM	Item
8809-6	Kit	Nut Kit and Cover
8810-2	Kit	Cover
24-0223	45752-52	Spacer
24-0224	45721-54	Sleeve



9978-2

Chrome Domed Shaped Fork Stem Nuts.

VT No.	Fits
7618-1	1952-77
7618-1T	1952-77
37-0598	1952-77
7619-1	1978-87
7619-1T	1978-87
9978-2	1988-up



37-8137

Chrome Flat Top Stem Nut replaces 45718-71 on 1978-87.

VT No.	Item
37-8137	Nut
9963-1	Washer
37-0988	Washer



37-0443

Acorn Stud for use on 1987-up FXR-FXST. Order nut separately.

VT No.	Item
24-1209	Stud
37-0443	Acorn Nut



24-0637



37-9073



37-9073 Installed



24-1278

39mm Chrome Fork Stem Nut Covers fit over stock stem nut and held in place by set screws. *Note: Includes (2) fork tube cap covers and (1) stem nut cover for 1988-up XL 883-1200.

VT No.	Fits	Type
24-0637	1988-up XL	Stem Only
37-9073*	3 piece Set	Flat
24-1278*	3 piece Set	Dome
24-1296*	3 piece Set	Pointed



Chrome Fork Tube



Fork Tubes are precision machined with ground finish for fit and quality. Available in chrome or hard chrome as stock. Sold in pairs.



35 and 39 mm Fork Tube and Slider Assembly

Fork Tube and Slider Assembly available in right and left pairs, completely assembled. Units have hard chrome fork tubes, and either polished or chrome lower sliders, with springs and all internal components installed.

39mm

VT No.	Disc	Fits	Slider
24-0590	Single	1994-99 XLH	Chrome
24-0984		2000-03 XL	Chrome
24-0384		2004-up XL	Chrome

35mm

VT No.	Disc	Fits	Slider
24-0589	Dual	1977-84	Chrome



39 mm Fork Tube Assembly includes internals with springs, assembled for 1987-99. Tube length is 23 $\frac{3}{8}$ ".

VT No. 24-0107



39mm Chrome Single Disc Lower Fork Sliders for XL's.

VT No. Fits

24-0373 1988-99

24-0079 2000-07

24-0353 2008-up

2273-7 Bolt Set

Attention!!
These fork tubes have been manufactured and tested for exact fit and application per model. It can be difficult to identify the front end assemblies because they may not always be original equipment. Before installing, compare old and new tubes. Be sure the stock top plugs fit into the new fork tubes. To avoid scratching the chrome, we suggest that the tubes be lightly rubbed with oil before installing into fork legs. Be absolutely sure you have the right tubes before you install them. No fork tubes can be accepted for return that are scratched or damaged due to improper installation or handling.

39mm

1988-08 XL models 883-1200, 39mm except Hugger

24-0020 23 $\frac{3}{8}$ ", Hard Chrome

24-0434 23 $\frac{3}{8}$ ", Chrome

24-0019 25 $\frac{3}{8}$ ", Chrome

24-0439 27 $\frac{3}{8}$ ", (+2") Chrome

24-0442 29 $\frac{3}{8}$ " (+4") Chrome

2009-up All XL models except XL883L, XL1200L, XL 883N, XL 1200N

24-0390 Stock Hard Chrome

24-0391 2" over stock

24-0392 4" over stock

24-0393 6" over stock

35mm

1975-83 XLH-XLCH-XLCR, 1983 XLX-XLS

24-0013 Stock 23 $\frac{1}{4}$ ", replaces 45407-75, Hard Chrome

24-0425 2" over stock, replaces 45644-77

24-0426 4" over stock

24-0427 6" over stock

24-0428 8" over stock

1979-82 XLS models, Showa Fork. 35mm.

24-0425 Stock 25 $\frac{1}{4}$ " replaces 45644-77

24-0014 As above Hard Chrome

24-0426 2" over stock

24-0427 4" over stock

1973-74 XL, Kayaba Fork. 35mm.

24-0015 Stock 23 $\frac{1}{2}$ ", replaces 45977-73, Hard Chrome

24-0421 2" over stock

24-0422 4" over stock

1973-74 XL

24-1073 Stock 23 $\frac{1}{2}$ "

1984-E86 XL, except sport pkg. 35mm.

24-0016 Stock 23 $\frac{1}{4}$ ", replaces 45407-83, Hard Chrome

24-0430 2" over stock replaces 45392-83, Hard Chrome

L1986-87 XL, 35mm.

24-0434 Stock 23 $\frac{1}{4}$ " replaces 45407-86

24-0435 2" over stock

24-0436 4" over stock

33.4mm

1954-72 XL

24-0012 Stock 22 $\frac{3}{4}$ " replaces 45953-71, Hard Chrome

Note: See Vintage section for 1952-72 components.



E-Z Fill Fork Tube Top Plugs feature a small oil fill cap built into fork tube top plug which will allow fork oil change/fill without removing top fork cap. Pairs.

VT No.	Type	Fits
24-0862	35 mm	1973-85
24-0863	39 mm	1988-up



Chrome Top Fork Tube Plug replaces 45756-59. Sold each. For 1957-72.

VT No. 7621-1



Fork Tube Spring Retainers and Pin Wrench Kit includes 2 retainers for 1952-72 XL and pin wrench for installation removal of retainers.

VT No. 7700-3

33.4, 35 & 39 mm Fork Plug



Chrome 35 mm Fork Plugs.

VT No.	#	OEM	Year
7622-1	A	45993-73	1973-85
7622-1T	A	45993-73	1973-85
37-8988	A	As Above	Pair
24-0166*	B	45933-74	1974-85
8863-1	A	45993-86	Late 1985-Mid 87

*Note: 24-0166 is drilled and tapped to accept gauge mounts.



Chrome 39 mm Fork Plugs. Replace 45596-87.

VT No.	Year	Type	UM
9914-2	As Above	Domed	Each
24-0335*	1988-up	Flat top type	Pair

Fork Spring



Fork Tube Spring Sets feature high tensile strength wire construction with ground ends. Sold in pairs for OEM replacement per the factory number. For more fork spring applications check factory parts book.

VT No.	OEM	Fits	MM
33.4mm			
24-0822	46057-52	1952-70 XLH-XLCH	33.4
24-0900	46057-71	1971-72 XLH	33.4
24-0901	45984-73	1973-74 XL	35
24-0904	45408-75	1976-83 XLH-XLCH	35
24-0903	45987-77	1979 XLS	35
24-0905	45907-80	1980-83 XL	35
24-0906	46052-80	1980-82 XLS	35
24-0913	45376-87	1987-94 XL	39
		Except Hugger	
24-0933	45372-92	1992-96	39
24-0919	45376-97	1997-2003	39
24-0932	45376-04	2004-2008	39



Progressive Suspension Fork Lowering Kits.

Each kit comes with Progressive rate fork springs and spacers. Each kit can be installed at two different levels to lower fork 1" or 2".

VT No.	Fits
24-1560	1988-up
24-1559	1984-87



20th Century Fork Spring


Lowering Kits for Showa forks have progressively wound springs that resist bottoming out. Installation requires minor disassembly to lower the front forks 1 1/4" or 2" depending on the spacer used. Kit includes springs, spacers and hardware. Easily converts back to stock by reinstalling stock fork springs.

VT No.	Type	Model
24-0160	39mm	1987-95
24-0161	35mm	1975-87



39mm Street Tough Fork Springs by 20th Century Suspension.

Progressively wound springs are made using drawn spring wire. Eliminate front end sag, reduce nose dive under braking and improve stability. Fits 1988-91 Showa. VT No. 24-0164




Progressive Suspension Fork Springs feature high quality, high performance replacement fork springs that eliminate front end sag, reduce nose dive under braking, improve cornering stability, increase ride comfort and allow forks to utilize full travel. Sold in pairs.

VT No.	Size	Fits
24-0883	39	2004-up XL
24-2056	39	1988-up XL except Hugger
24-2045	39	1992-up XL Hugger
24-2040	35	1952-87 XL-XR



Fork Damper Tube

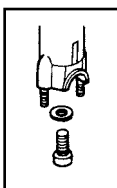


Fork Damper Tube Kit includes for 2 sides, damper tubes with rings, screws and washers, lower stops, slider seal washers and retaining rings.

VT No.	Type	Fits	MM
24-0454	Steel Leg	1971-72 XL	33.4
24-0457	Kayaba	1973-76 XL	35
24-0446	Showa	1976-83 XL	35
24-0473	Showa	1988-93 XLH	39
24-0474	Showa	1994-96 XLH	39
24-0475	Showa	1997-up XLH	39

Damper Tube Screw.

VT No.	OEM	Type
24-0188	45995-73	Kayaba, 1973-86
24-0787	45405-75A	Screw pair with washer, showa
24-0786	Showa	Screw only, 5 pack



Damper Tube Washers in 10 pack.

VT No.	OEM	Fits
14-0017	45992-73	1973-74 XL Kayaba Fiber
14-0018	45406-75	1975-up XL Showa Copper



1952-70 Internal Conversion. Send us your lower Sportster legs, we will update by drilling to accept later 24-0454 damper tube kit. New bushings can be added at the same time for an additional charge.

VT No. 60-0235



Fork Damper Tubes less hardware, pairs.

VT No. OEM Fits

39mm

24-0464 45925-88 1988-93 XL

24-0476 45925-94 1994-96 XL

24-0477 45925-97 1997-08 XL

24-0676 45462-87 1987-up XL, Nylon Ring

24-0677 45460-90 1990-up Dynaglide Nylon Ring

35mm

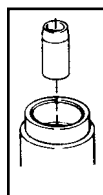
24-0096 45409-75 1975-83 XL Showa

24-0675 45412-75 1975-86 Nylon Ring



Lower Damper Tube Springs.

VT No.	OEM	Fits
13-9210	46062-71	1971-72, pair
13-9160	45382-83	1983-86, 10 pack
13-9258	45374-87	1987-up, pair



Lower Damper Tube Stop, sold in pairs.

VT No.	OEM	Fits
24-0459	45918-73	1973-77 XL Kayaba
24-0094	45402-75	1976-83 XL Showa
24-0460	45403-84	1984-87 XLH
24-0466	45463-87	1988-89 XL
24-0375	45361-90	1990-up XL

Fork Drain Plug



Fork Drain Screws are supplied with washers, pair.

VT No.	Use	Finish
9907-4	1952-72 XL-K	Chrome
9908-4	As Above	Cadmium
9910-4	1973-up Showa	Chrome
24-0010	1976-up Showa	Chrome

Drain Screw Fiber Washers available in 10 packs.

VT No.	OEM	Years	Use
14-0959	6218W	1952-72	Early XL
14-0019	45986-73	1973-75	Kayaba
14-0020	45403-75	1976-up	Showa



Chrome Fork Slider Axle Cap is for the left side. Cap is of alloy material with a chrome finish. Fits 1975-83 models with 35 and 39 mm fork tubes. Replaces 45410-75.

VT No. 24-0505



Fork Boot Cover



39mm Fork Boot Cover Dust Shield Kit fits 1988-up.

VT No.	Item
24-0090	Complete Kit
14-0956	Seals only



Chrome Wiper Boot Covers are die cast to fit over the stock rubber fork wiper boot.

VT No.	Type	Year	MM
24-0104	Kayaba	1973-74 XLH	35
24-0105	Showa	1975-87 XL	35
24-9939	Showa	1988-up XL	39




Black Rubber Fork Boots are designed for a better fit and improved sealing and wiping action. Sold pairs.

VT No.	OEM	MM Fits
28-0900	46001-71	33 1971-72
28-0902	45983-73	35 Kayaba forks 1973-74
28-0903	45404-75	35 Showa forks 1975-87
28-0905	—	35 As Above White



Two Piece Chrome Fork Boot Cover Sets install overstock rubber fork boot by the unique interlocking springs, supplied with the kit, to securely hold boot covers in place. 35 mm. Fits 1973-87.

VT No. 24-9992



Gaiter Fork Boots are flexible type for 39mm forks. Rubber boots are 230 mm long, black, sold as a pair.

VT No. 28-0440



39mm Fork Gaiter fits

Nightster XL-FXD.

VT No. Type

28-0758 XLN

28-0885 V-Twin

Fork Seal Kit



GB Deluxe Fork Seal Rebuilding Kits include all pieces illustrated as appropriate for each application.

VT No.	Fits	Size
14-0702	1973-74 Kayaba	35 mm
14-0703	1975-84 Showa	35 mm
14-0704	1988-15 Showa	39 mm
14-0705	1984-87 Showa	35 mm



Leak Proof Fork Seals feature a Teflon coating to reduce drag and carry a manufacturer's lifetime guarantee, sold in pair.

VT No.	Size	Year
14-0250	35 mm	1973-74 XLH-XL Kayaba
14-0251	35 mm	1975-87 XL, Showa
14-0024	39 mm	1988-up XL



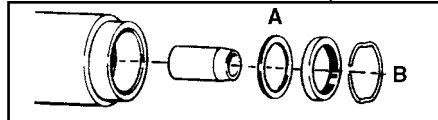
V-Twin Deluxe Seal Kits include seals, gaskets, snap rings, washers and o-rings.

James	VT No.	MM	Year	Fits
—	14-0043	33.4	1952-70 XL-XLH,	Gasket only
14-0039	14-0940	33.4	1971-72 XLH-XL	
14-0040	14-0941	35	1973-74 XLH,	Kayaba
14-0041	14-0942	35	1975-84 XL Showa	
14-0044	14-0998	35	1984-87 XL	
14-0042	14-0943	39	1988-15 XL	



Fork Seal Sets are molded with factory part number, sold in pairs for XL models.

VT No.	OEM	Years	MM
14-0010	45975-71	1971-72	32.5
14-0013	45927-73	1973-74	35
14-0011	45400-75	1975-82	35
14-0016	45387-83	1982-87	39
14-0021	45378-87	1988-up	39
14-0956	45401-87	1988-up Dust Seal	



A-Slider Seal Washers are zinc plated.

VT No.	OEM	Year
24-0642	45928-73	1973-76
24-0091	45911-80	1980-83

Fork Seal Retaining Ring.

VT No.	OEM	Year	Model
24-0641	45931-73	1973-76	XL
24-0613	45401-75	1975-80	XLH
24-0614	45908-80	1980-87	XL
24-0623	45905-87	1988-up	XLH



Fork Seal Spacer fits 1986-87. Replaces 45386-83.

VT No. 24-0627



Neck Cup Kit



Ball Bearing Neck Cups available in pairs as zinc cups only or chrome kit with races and balls. Fits 1952-77 Sportster.

Note: Sportsters use 28 ball bearings.

VT No.	OEM	Finish
24-0110	48310-30	Zinc Cups
24-0135	Cpt. Kit	Chrome
24-0195*	Cpt. Kit	Chrome
12-0157	8860	5/16", Balls 50 piece
12-0128	8860	5/16", Balls 30 piece
24-0099	48346-39	Upper Race
24-0621	48347-52	Lower Race

***Note:** Includes top nut, sleeve and dust cover.



Fork Stem Bearings and Races.

Order separately as noted for 1982-up XL.

VT No.	OEM	Item	U/M
24-0118	48360-60	Bearings	Pair
12-0384	Peer	Bearings	Pair
12-0335	Timken	Bearing	Each
12-0348	48315-60	Race	Each
12-0383	Peer	Race	Each



Neck Cup Kit features solid internal fork stops that are built into the cups and hidden away. Fits stock and custom rigid frames that accept stock XL neck cups. Kit includes cups, races, bearings and covers. Drilling and triple tree

required at bearing area. Fits 1957-81.

VT No. 24-0236



Neck Cup Kits for Sportster to convert 1952-77 ball bearing style cups to Timken tapered type. Complete conversion kit includes two (2) chrome cups, two (2) tapered bearings and dust shields, 1978-up types are for stock replacement.

VT No.	OEM	Year	Item
24-0225	Kit	1952-77	Complete Kit
24-0232	Set	1952-77	Bearing Set
24-0233	Set	1952-77	Dust Covers
24-0157	Set	1952-77	Cups with Races
24-0338	48310-78	1978-81	Cups with Races
24-0101	45586-78	1978-81	Bearing Set
12-0354	As Above	Each	
24-0221	45597-78	1978-81	Upper Dust Shield
24-0619	48370-78	1978-81	Lower Dust Shield
24-9935	All	1978-81	Kit with 2 Dust Shields
24-9936*	All	1982-up	Kit with 2 Dust Shields
24-0118	Set	1982-up	Bearings Only
24-1098	Set	1978-81	Cups without races

***Note:** Does not include neck cups.



Dust Shield Sets include upper and lower for 1982-up.

VT No. Finish

24-0117 Zinc

24-0114 Chrome



Dust Shields zinc plated.

VT No.	OEM	Fit	Model
24-0221	45597-78	Upper	1978-81
24-0618	48361-80	Upper	1982-up
24-0112	48365-48A	Lower	1982-up
24-0619	48370-78	Lower	1978-81
24-0111	48370-52	Upper	1952-78
14-0174	48184-01	Upper/Lower	2001-up

"Raked" Neck Cups



1982-up "Raked" Chrome Neck Cup Kit includes longer stem. Rake requires long fork tubes and neck lock cannot be retained.

VT No.	Stop	Year	Degree
24-0294	Tab	1988-03	3°
24-0376	Plate	1982-03	3°
24-1285	Plate	1982-03	5°
24-1267	Plate	1982-03	7°


"Raked" Chrome Neck Cup Kits provide 3° rake when installed.

VT No.	Year
24-0289	1952-77
24-0291	1978-81

Note: Rake Neck Kits are for **Show Applications** only and **Require** longer Fork Tube to be **Installed**.




Kickstand





1984-up Kickstands.

VT No.	Year	Item
27-0520*	1990-03	Short Stand
27-0047	1984-88	Stock Stand
27-1515	1984-88	Extended Stand
27-0048	1984-88	Catch
13-9159	1984-88	Spring
27-1668	1989-03	Stock Stand
37-9153	1989-up	Pin
13-9162	1989-up	Spring
2004-up		
27-1672	2004-up	Stock Stand
27-1730	2004-up	1" Lower
27-0946	2008-up	Stock
27-0823	2011-up	Stock
27-0492	2011-up	Stock
27-0019	2004-up	Stock, Gloss Black
27-0020	2004-up	1" Lower, Gloss Black
27-0828	2004-up	Chrome Kickstand Kit
27-1516	1989-03	Bushing Set
37-9153	1989-up	Pin
13-9162	1989-up	Spring



*Note: Hugger type for lower shocks.




Weld On Kick Stand Assembly includes weld on type heavy duty mount, chrome spring and chrome kick stand with forged flat end.

VT No. Item

27-0257 Kit

27-0795 Bushing



Kickstand Tab and Pin for 1952-83. Tab is for weld on repair. Pin includes screw.

VT No. Item

51-0515 Repair tab

27-1500 Pin kit




1952-81 K/XL Center Stand is constructed of cast aluminum and includes spring and hardware for mounting to stock swing arm frames. Replaces 49701-57. **VT No. 27-0548**

Forged End Kickstands in chrome.


VT No.	OEM	Years	Length
27-0806	—	1952-83	Stock
27-0509	50006-80	1952-83	Stock
27-0689	—	1957-83	Stock
27-1688	50062-52A	1952-79	Stock
27-1733	—	2"	Short
27-0510*	Extended	1952-83	11.5"
37-9117	Fits 27-0509 and 27-0510		Pin
27-1500	Fits 27-1688		Pin

*Note: For use with +2" or +4" forks.



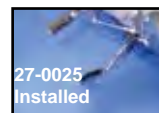
Chrome Kickstand Springs

VT No.	Years
13-0154	1952-83
13-9159	1984-88
13-9162	1989-06
13-0545	2007-up
28-2234	1990-07 Bumper Stop



Kickstand Extensions allow rider to more readily access side stand. Replaces 50212-98 and fits 1984-up.

VT No.	OEM	Model	Finish
27-0522	50212-98	1984-2003 XL	Chrome
27-0025	50250-04	2004-up XL	Chrome
27-0801	Black	2007-up XL	Black



Kickstand Extension Kits include chrome mounting hardware and rubber type extended peg easier operation of kickstand.

VT No. Fits

27-0093 2004-06 XL

27-0094 2007-up XL



Driver Footpeg Support



27-1624




27-1735

Driver Peg Support Bars are the splined type, less pegs fit 1952-74. Replaces 50948-71 left, 50949-67 right. Use with large female type driver pegs.


VT No.	Finish
27-1624	Zinc
27-1735	Chrome




Chrome Forward Control Footrest Support fits XLC models with forward controls. VT No. 27-0010



27-1556




12-0552



27-0044




23-3024



27-1638



23-3015



23-1728



23-0780



23-3080

Foot Rest Supports and Studs.

VT No.	OEM	Years	Item
Left Side			
27-1556	50948-75	1977-85	Support
12-0552	24752-75	1977-85	Stud
27-1638	50951-90	1991-03	Support
27-0817	42972-04	2004-up	Support
Right Side			
23-3024	34886-86A	1986-90	Stud
27-1577	50949-75	1977-79	Support
12-2117	247751-75	1977-79	Stud
23-3079	42441-90A	1991-03	Peg Clevis
23-3015*	42441-80	1980-90	Pivot-Stud
23-0780	42971-04	2004-up	Support
23-1728	34909-83	1983-90	MC Support Bracket
23-3080	34909-90	1991-03	MC Support Bracket



27-1577

*Note: Acts as foot support brake pivot.

Rear Peg Mounts




Passenger Peg Mount Bracket Sets Only. Use with male style peg.

Chrome Black	Years
27-1564	— 2004-13
27-0825	27-0271 2014-up



27-0633



27-0634



27-0631



A 27-1686



B 27-1685



C 27-1687



D 27-1561

Rear Passenger Peg Mounts (D) Replaces 50610-86 on 1986-2003 models, to mount rear passenger pegs to swing arm. Choose pegs to complete or order kit.

VT No.	#	Item
27-1686	C-A	Kit
27-1685	C-B	Kit
27-1687	C-D	Kit
27-1561	C	Mounts Only



Rear Passenger Peg Relocation Bracket Set fits 2004-13 XL with 30-0300 pipe set. Black finish. Order chrome footrest for support bracket separately.

VT No. 31-0766



VT No. 27-0634 Shown on motorcycle



Chrome Rear Footpeg Brackets bolts to rear motor mount bolts, for use on Rigid or Swing Arm frames.

VT No.	Fits
27-0633	1957-78 Sportster, uses large female Driver pegs 27-1215, 27-1220 and 27-1581
27-0634	1982-90 XL use 27-1227 Small Male Pegs
27-0631	1957-81 except 1979 use 27-1227 Small Male Pegs

Luggage Rack



Chrome Sissy Bar Luggage Rack of solid steel fits all 16" tall sissy bars, unique design for easy installation or removal. Mount holes are 2 5/8" center to center and 5 1/4" wide. May require drilling for some applications.


VT No. 50-1011



Chrome Eagle Spirit is a 3 1/2" universal medallion, adhesive backed. VT No. 42-0532



50-0589



50-0847






50-0841

Bolt On Luggage Racks mount to rigid side straps of sissy bar on 2004-up XL models.

VT No.	Model
50-0589	Rack
50-0847	Side Plate
50-0841	Sissy Bar Top




Sissy Bar



Sissy Bar Side Strap & Back. Order top and straps separately.					
Fitment	Side Straps	16" Back	11" Back	20" Back	Sissy Bar Back Width
2004-up	50-0847	50-0841	50-0842	50-0461	7 1/2"
2004-up	50-1198				Black, Side Plates
		50-1514			Round, Black
		50-1192			Round Chrome
1994-03	50-0807	50-0812	50-0816	50-0458	6 3/4"
1994-03			50-0893		Round
1979-93	50-0808	50-0813	50-0817	50-0459	8"
1979-93			50-0320		8" Round
1957-78	50-0810	50-0814	50-0818	50-0460	7 3/8"
1957-78			50-1192		7 3/8" Round
1979-93			50-0323		Round
Screw Set	37-1509				



Sissy Bar Grab Rail Combo.
VT No. 50-0503



Detachable Side Plates and Dockable Hardware.

Side Plate	Hardware	Year
50-1621	50-1622	2004-up
50-1623	50-1624	1994-03
	50-1558	Cam Lock, Chrome
	50-1559	Cam Lock, Black
	50-1651	Mounting Kit for detachable rack
	31-1315	Bushing Set (2)
	31-1316	Bushing Set (2) Narrow
	31-1304	Bushing Set for docking points (2)
	50-1512	Stainless Steel Bushing Set (4)
	31-1300	Bushing Set, Narrow, Chrome
	31-1301	Bushing Set, Narrow, 53697-06
	31-1302	Bushing Set, Narrow, 53942-04
	31-1303	Bushing Set, Wide, 53943-04
	31-1312	Bushing Set, Narrow, 53967-06



Sissy Bar Inserts.

VT No. Type Finish

50-0820 Cross Chrome

42-0045 Skull Brass

42-0156 Eagle Brass



Sissy Bar for 2004-up XL.

Solid	Detachable	Height
50-1634	50-1625	20"
50-1626	50-1627	16"
50-1628	50-1629	11"
50-1630	50-1631	Grab Rail
50-1542		16" Round



Belt Guard



27-1667



27-0123



27-1745



27-0862

Chrome Belt Guards.

VT No.	Year
27-1667	1991-99
27-0123	2000-03
27-1745	2004-up
27-0862	2004-up



27-1645



27-0788



20-0784



27-0788
Installed

Chrome Lower Belt Guard for XL's.

VT No.	Year
27-1645	1991-2003
27-0788	2004-up
20-0784	2004-up



27-0112



27-1573

Chrome Chain Guards with spatter apron.

VT No.	Year
27-0112	1983-87
27-1573	1988-92



Chrome Rigid Frame Chain Guard for Sportster.

VT No.	Item
27-0128	Guard
31-0710	Strap



42-0670



42-0934



42-7512

Chrome Rear Pulley Cover. Order VT No. 37-8671 chrome torx bolt set separately.

VT No.	Year	Tooth
42-0670	1991-2003	61
42-0934	2004-up	68
42-7512	2004-up	68
42-1132	2004-up, Black	68



42-1132



Universal Right Side measures 25" length.

VT No. 27-0101




27-0619



27-0542

Chrome Guard/Rear Pulley/Dress Up Kit includes belt guards, upper and lower, and 61T rear pulley cover for 5-Speed belt drive models with hardware.

VT No.	Year
27-0541	1991-99
27-0542	2000-2003
27-0619	2004-up



27-0102



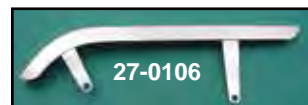
27-0103




27-0401



27-0400



27-0106



27-0107

Chrome Chain Guards for Sportster.

VT No.	Year/Model
27-0102	1954-71 XLH
27-0103	1954-71 XLCH
27-0401	1972-78 XLCH
27-0400	1972-78 XLH
27-0106	1979-81 XLCH-XLH
27-0107	1982 only XL



50-0120



50-0392



50-0118



50-0119 unassembled



50-0932



50-0789

Front Stock Type Fender in raw steel, has chrome tubular type brackets riveted in place.

VT No.	Year	Type	Cable Bracket
50-0120	1970-83	Assembled	Right
50-0392	1970-83	Assembled	Left
50-0118	1970-83	Unassembled	
50-0119	1970-83	Bobbed	
50-0932		Bracket set	
50-0789	1984-91	Assembled	
37-6370	—	SS rivets, 25 pieces	

37-6370



Chrome Front Fender Allen Head Screws to assemble brackets to stock front fender and attach fender to fork.

VT No.	Brand
37-6367	GW
2531-12	Colony



50-0133



50-0195



50-0196



50-1586

Universal Sport Style Front Fender is rolled on edge and in front. The brackets are not included.

VT No.	Type	50-0196	Chrome
50-0133	Chrome (drilled)	50-1141	Raw
50-0195	Plain	50-1586	Rib, Raw
50-1141	Model 48"		



50-0690



Chrome Front Fender Tip fits stock front fenders, rear tail.

VT No.	Item
50-0432	Skull
50-0690	Tip Set



Front Fenders fit 35mm and 39mm Fork



50-0122



50-0136



50-0123



50-0164



50-0165



50-0889



50-0191



50-1140

Narrow Type Front Fenders for 35 or 39mm forks feature a raw or chrome steel fender with brackets riveted on to fit 19" wheels. 50-0122 fits 19" wheels on 1973-90 XLX models, 50-0164 fits 1973-up models with 21" wheel and 1991-up with 19" or 21" wheel.

VT No.	Finish	Brackets	VT No.	Finish	Brackets
50-0122	Plain	Chrome	50-0165	Raw	Raw
50-0136	Plain	Raw	50-0191	Chrome	Chrome
50-0123	Chrome	Chrome	50-0889	Raw	Raw
50-0164	Raw	Chrome	50-1140	Raw	Raw
			50-0270	Raw	Raw

Rib Style

50-1583	Raw	Raw
50-1584	Raw	Chrome
50-1585	Raw	Chrome



Spring Fork Style Front Fender is the classic shape and flare in 5" wide for 19" and 21" wheels. Includes chrome braces. Fits 1973-up.

VT No. 50-0116



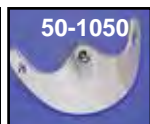
Early Front Fender for 1957-69 replacing 59007-52 stock fender, braces riveted on, raw finish.

VT No. 50-0129

Fender Trim



50-1055



50-1050



50-1049



50-0915

Chrome Front Fender Tips in stamped, includes screws. Fits fender width as noted.

VT No.	Style	Width	Models
50-1055	Eagle	4"	XLX
50-1050	Smooth	4"	XLX
50-1049	Smooth	5"	XL
50-0915	Eagle	5"	XL



Steel Fender Kit


EZ Bob Rear Fender Kit for Sportster models includes steel fender and chrome taillight bracket which includes cateye 33-0306 taillight. Order chrome struts and covers separately.

VT No.	Item
50-0178	1979-81 Fender Kit
50-0787	1982-93 Fender Kit
50-0799	1994-03 Fender Kit
50-0856	2004-06 Fender Kit
50-0866*	2007-up Fender Kit

*Note: Order taillight bracket and cateye taillight separately.

Related Parts

50-0787A	1982-93 Fender
50-0881	Splash Insert (82-03)
31-0472	Taillight Bracket 1982-03
31-0991	Taillight Bracket 2004-up
33-0306	Cateye Taillight
50-1097	1979-81 Chrome Struts
50-0899	1982-89 Chrome Struts
50-1035	1990-93 Chrome Struts
50-1093	1994-03 Chrome Strut Covers



Bobbed Rear Fender mounts to stock strut bars. Fits 1994-03 with mounting holes.

VT No. 50-0253



Fender Edge LED Lamp Kit fits 2004-2014 XLs with chopped rear fender.

VT No. Color
33-0069 Red
33-0070 Smoke



FL Style Rear Fender fits 1982-up models must be drilled for installation.

VT No.	Width
50-0942	6.5"
50-0471	7.5"
50-0860	8"
50-1525	9.0"

All Fenders Are Steel!

When installing 04-up rear fenders on 2007-up models it will be necessary to cut out opening to accommodate the ignition module.



EZ Bob Rear Fender Kit for 1952-78 Sportster model includes a steel fender, cateye taillight, chrome taillight, bracket and chrome struts. Order sissy bar components separately.

VT No.	Item
50-0792	1952-78 Fender Kit
50-0929	Struts for Above
31-9030	Tail lamp Bracket for Above
50-0813	Lo Boy Sissy Top Bar for Above
50-0810	Side Straps



Bobbed Rear Fender for Rigids is 7¼ wide by 5½" deep raw finish with right cutout, 50-0927 includes bracket to accept taillight plate.

VT No.	Item
50-0151	Right
50-0927	Right, with bracket

XL-XLCH Replica Rear Fender



50-0722



50-0456



50-0255



50-0725

Steel Rear Fenders mount to stock struts.

VT No.	OEM	Years
50-1068*	59609-52	1952-78
50-0148	—	1959-72
50-0149	—	1952-78
50-0145	Flared	1952-78
50-0146	59611-73A	1973-78
50-0147	59674-79A	1979-81
50-0153	59674-81A	1982-93
50-0183	59674-94A	1994-96
50-0184	59756-97	1997-98
50-0187	59674-99	1999-2003
50-0722*	Undrilled	1982-2003
50-0725*	Bobbed	1982-2003
50-0255	59847-04	2004-2009
50-1701	69847-04	2004-2009
50-0456	59865-07	2004-2009 1200N Only
50-0457*	Bobbed	2004-up
50-1700	Bobbed	2004-2009

*Note: Holes must be drilled for mounting.

50-1528	Insert	2004-up
50-1143	59865-10	2010-up 883N & 1200N



50-1528



50-0457

Note: VT No. 50-0146, 50-0147, 50-0153 accept VT No. 33-0301 (68008-73A) tail-light. 50-0148 accepts 33-0300 early tail-light (68006-64).

***Note:** VT No. 50-1068 XLH and K Style Rear Fender features full length style with rear flare, without tail light cut out, but includes internal reinforcement to mount 1955-72 type light, tombstone or beehive light.



50-1143

When installing 04-up rear fenders on 2007-up XL 883N, XL 1200N models it will be necessary to cut out opening to accommodate the ignition module on 50-0255, 50-0456, 50-1701 & 50-1700. 50-1700 has no cutout.



Fender Extension Rubber Flap fits 1979-81.
VT No. 28-0745



Chrome Rear Fender Bracket fits 1954-78. Reduces vibration between fender and frame, includes foam pad, replaces 59795-52A.

VT No.	Item
50-0912	Bracket with pad
28-224 6	Foam pad only



Strut Set

50-1035



50-0899



50-1097



Chrome XL Fender Strut Sets are of a die cast alloy construction.

VT No.	OEM	Year	Item
50-1035	59950-89	1990-93	Set
	59951-89		
50-1142	—	1990-93	Set
50-0899	59950-81B	1982-89	Set
	59951-81		
50-1097	52754-79	1979-81	Set
	52755-79		
37-9084	Allen Bolt Set	1982-up	Set
33-0016	59259-90	1990-93	Reflector, Red

33-0016



50-1187



50-1188



Rear Fender Black Struts. Constructed of die cast alloy.

VT No.	Fits
50-1187	1982-89 XLH
50-1188	1990-93 XL



Fender Rail Bolt Kits attach struts to the rear fender.

Stock	Acorn	Cap	Allen	Fits
8880-18	—	—	2529-6	1952-58 K and XLCH
2626-18	—	—	—	1952-58 XL (Cadmium)
8881-18	7207-8	8462-8	—	1959-81
2665-18	—	—	—	1959-81 (Cadmium)
—	—	—	37-9050	1957-78
—	—	—	37-9084	1982-03
—	—	—	2274-10	2004-up

50-1092



50-1082



50-1093



50-0238



Chrome Strut Covers for Sportsters fit over existing stock struts.

VT No.	OEM	Years
50-1092	59243-95	1982-89
50-1082	59541-95	1990-93
50-1093	59897-94	1994-2003
50-0238	59902-04	2004-up
	59903-04	

50-1034



50-0908



50-0904


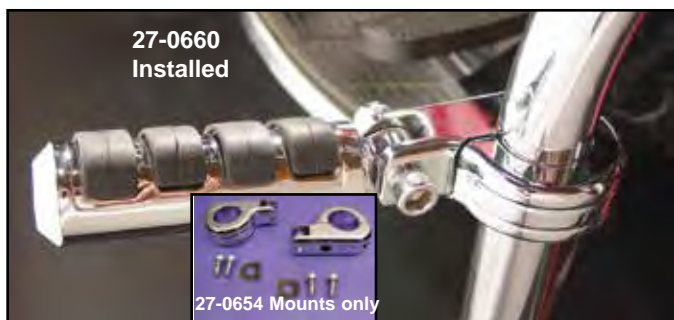


Chrome Steel Fender Strut Sets available in smooth or stock style with or without turn signal holes.

Smooth	Stock	OEM	Year	Fits
50-0908	50-0904	59930-52B	1955-78 XL	Without signals
—	50-1034	59934-73	1973-78 XL	With signals



Mega Footpeg Kit features billet clamp set to attach to 1 1/4" engine bars.
VT No. Item
27-0587 Footpeg Kit
27-0698 Bracket Set



Chrome Billet Engine Bar Footpeg Mount Kit fits on 1 1/4" front engine bars with male pegs.

VT No. Item
27-0660 Kit
27-0654 Chrome, Mounts Only
27-1788 Black, Mounts Only 1 1/4" Bar



Chrome Footpeg Mount Kits include clamp set and extension bars to accept male pegs.

VT No. Size
27-0032 1"
27-0033 1 1/8"
27-0034 1 1/4"



Bar Clamps fit 1 1/4" engine bars to mount male footpeg sets.
VT No. 27-0892




Footpeg Mount Kit allows male-type pegs to be mounted to 1 1/4" diameter engine bar.
VT No. 27-0651

Chrome Front Engine Bar

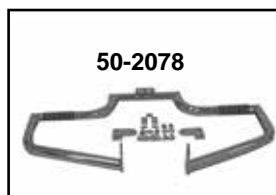
FOR ENGINE BARS LISTED ON THIS PAGE

WARNING: ENGINE/FRAME BARS MAY PROVIDE LIMITED LEG AND COSMETIC VEHICLE PROTECTION UNDER UNIQUE CIRCUMSTANCES (FALL OVER WHILE STOPPED, VERY LOW SPEED SLIDE). THEY ARE NOT MADE NOR INTENDED TO PROVIDE PROTECTION FROM BODILY INJURY IN A COLLISION WITH AN AUTOMOBILE OR ANY OTHER OBJECT.



XLH-XLCH 1 1/4" Diameter

VT No.	OEM	Fits
51-0886	49042-56A	1956-81
51-0881	49018-88C	1986-03
51-0888	With Pads	1986-03
51-0939	49060-04	2004-up
51-0985	W/Pads	2004-up



Lindby Custom Front Highway Bars with footpegs feature 1 1/4" tubing and built in O-Ring pegs. Fits XL models without forward controls.

VT No. Fits
50-2078 2011-up
14-0977 Replacement O-Ring



Shock Stud Kit



Shock Stud Kits include all pieces for upper and lower positions. Including washers, nuts and lockwashers as necessary. Studs and bolts are zinc plated. Outer nuts and washers are chrome.

VT No.	Years
54-0460	1956-74
54-0448	1979-81

VT No.	Years
54-0449	1982-85
54-0450	1986-90
54-0451	1991-2001



Shock Stud Conversion Stud Kit updates 1954-74 to late model bushing diameter of 1/2". Kit includes 4 studs, 4 nuts and 8 washers and top covers. Use with VT No. 54-0106 with 1/2" holes.

VT No.	Item
54-0403	Kit
28-0231	Bushings 1/2" Inner Diameter



Chrome Shock Covers are a 1950's style top cover. Fit all models of swing arm with stock shocks including 1952-78 Sportster. Some seats may cause interference.

VT No. 54-0154



Chrome Lower Shock Covers give the Big Twin look on XL models 1979-up with Showa shocks. Covers install easily without dismantling the shock.

VT No. 54-0206



Shock Tool.

VT No.	Years
16-0101	1975-78
16-0409	1979-up
16-0100	1952-74
16-0954	1979-up



Chrome Upper Shock Stud Covers.

VT No.	Years
54-0152	1965-74
54-0153	1975-78
54-0514	1982-90
54-0509	1991-99
54-0532	1991-2003
54-0124	2004-up



Chrome or Zinc Plated Rear Shock Studs with cup washers. Each kit includes two (2) studs and four (4) chrome cup washers. Cup washers and lock nuts may be purchased separately.

Upper Pair

Chrome	Zinc	Year
54-0443	54-0414	1956-74
—	54-0417	1975-78
—	54-0455	1991-93 Note: Includes two studs.
—	54-0457	1994-up Note: Two studs only

Lower Pair

54-0444	54-0415	1956-74
—	54-0405	1975-78
54-0430	—	1982-91

Upper-Lower

2406-10	—	2000-03
2405-10	—	2004-up



Shock Stud Washer 10 pack.

VT No.	Type	Finish
54-0418	5/8" Hole Cup	Chrome
54-0419	3/8" Hole Cup	Chrome
54-0420	1/2" Hole Cup	Chrome
54-0421	1/2" Hole x 1" Flat	Chrome
54-0424	5/8" Hole x 1.3" Flat	Zinc
54-0432	3/8" Hole x 1.25" Flat	Zinc



Nylor shock stud nut is 5/8 -18, replaces 7993.

VT No.	Finish	Qty
54-0422	Zinc	10
54-0447	Chrome	4

All shocks are measured eyelet to center of eyelet.

Shock Set



AEE Series Chrome Shocks feature an adjustable spring pre-load nitrogen charged with multi-stage automatic damping in a black body with chrome spring and end caps. **Note:** When installing replacement shocks on 1978-00 XL models, it may be necessary to modify or space the chain guard/belt guard to allow proper shock clearance.

***Note:** Denotes stock length shock. When installing other than stock length shocks, tire to fender clearances must be checked.

Year	Model	11"	11.5"	12.5"	13	13.5"	14.25
1980-06	XLH 1200,	54-0020	54-0021	54-0022	54-0023	54-0024*	54-0025
XLH 883 Hugger		54-0020	54-0021	54-0022*	54-0023	54-0024	54-0025
1988-03	XLH 883	54-0020	54-0021	54-0022	54-0023	54-0024*	54-0025
1979-87	XLX-XLH-XLS	54-0020	54-0021	54-0022*	54-0023	54-0024	54-0025
1954-78	XL	—	—	—	—	54-0027	—



Shock Set



Progressive Suspension 412 Series Chrome Shocks are manufactured from the finest material available. Magnum 412 Series shocks are nitrogen charged with six-stage automatic damping and an adjustable spring preload. Available with chrome spring and end caps, shock cartridge is not chrome. All shocks are measured eyelet to center of eyelet.

Note: When installing replacement shocks on 1978-00 XL models, it may be necessary to modify or space the chain guard/belt guard to allow proper shock clearance.

***Note:** Denotes stock length shock. When installing other than stock length shocks, tire to fender clearances must be checked.

Year/Fits	11.0"	11.5"	12.5"	13.0"	13.5"	14.2"
1988-03 XLH 1200	54-0093	54-0033	54-2000	54-2001	54-2002*	54-0059
1988-03 XLH 883 Hugger	54-0093	54-0033	54-2000*	54-2001	54-2002	54-0059
1988-03 XLH 883	54-0093	54-0033	54-2000	54-2001	54-2002*	54-0059
1979-87 XLX-XLH-XLS	54-0093	54-0033	54-2000*	54-2001	54-2002	54-0059
1953-78 XLH-XLCH	—	—	—	—	54-2009	54-2003



Mount Studs not included with shock sets.



Progressive Suspension 440 Series Chrome Shocks feature two rebound damping circuits and are available in standard for the average single rider, heavy duty for touring or carrying passengers. Fit 1977-02.

Standard	Heavy	Size
54-4005	54-4022	11.0"
54-4006	54-4011	11.5"
	54-4050	12.0"
	54-4001	12.5"
54-4009	54-4003	13.5"

Lowering Kit




1" Rear Shock Lowering Kits.

VT No.	Fits	Finish
54-0510	1989-99	Black
54-0523	2000-03	Black
54-0511	1982-85	Black
54-0541	2000-03	Chrome
54-0542	1989-99	Chrome
54-0127	2005-up	Black
54-0128	2005-up	Chrome

Warning: Installing a lowering kit or shorter shocks will decrease initial ground clearance. The motorcycle will be lower to the ground and care should be taken to avoid bottoming, especially over bumps or in turns.



Shock Set



1" Lower Shocks!

Shorter Length Shocks lower the seat height by approximately 1". 54-0143 shocks feature chrome-plated springs and body caps with suspension preload.

VT No.	Fits	Length
54-0143	1991-2005 XL 883	11.75"
	1991-2005 XL 1200	11.75"
	1991-2005 XL 883DLX	11.75"
	1992-2005 XL 883R	11.75"
54-0516	All XLS, 1991-03	11.75"
54-0671	2006-2010 883 XL	
	2009-up 1200 XL	

Warning: Installing a lowering kit or shorter shocks will decrease initial ground clearance. The motorcycle will be lower to the ground and care should be taken to avoid bottoming, especially over bumps or in turns.



Shock Bushings.

VT No.	Year
28-0220	1954-73
28-0231	1982-84
28-2140	1985-up

928

Shock Sets for Sportster includes chrome springs.

VT No.	OEM	Length	Fits
54-0106*	54490-78	14.5"	1975-78 XLH-XLCH
54-0099	54568-79B	13"	L1979-81 XL-XLS XLH-XLCH
54-0098	54568-82	12.5"	1982-87 XL-XLS-XLX 1988-90 XLH 883 Hugger
54-0501	54566-91	13.375"	1991-93 XLH 883 STD/Deluxe 1991-93 XLH 1200
54-0503	54568-92	11.75"	1993-03 XLH 883 Hugger
54-0144	54568-04	13.38"	2004-08 XL 1200

*Note: Use 54-0403 stud kit for installation on 1952-74 models.

Shock Absorbers for Lowering Sportster

VT No.	OEM	Length	Fits
54-0098	54568-82	A 12.50"	88-90 XL 883 Std Deluxe XL 1200
54-0503	54568-92	B 11.75"	91-03 XL 883 Std Deluxe XL 1200
54-0503	54568-92	A 11.75"	91 XL Hugger, Stock on 92-03 Hugger models

54-0516 54568-92 As Above, V-Twin


Note: (A) Lowers seat height 1" (B) Lowers seat height 2".

Shock Absorbers for Raising Sportster

VT No.	OEM	Length	Fits
54-0501	54566-91	A 13.375"	1991 XL Hugger
54-0501	54566-91	B 13.375"	1992-03 Hugger

Note: (A) Raises seat height 1" (B) Raises seat height 2".

Mount Studs not included with shock sets.




14" Replica Shock Sets for 1952-78 Sportster include bushings with 5/8" hole use with 54-0460 stud kit.

VT No.	OEM	Type
54-0100	54504-73	Chrome Springs
54-0101	54500-56A	Full Covered
54-0460		Mounting Kit for Above



XL Tools



16-0158



8862-1



Primary Plug Wrenches for Sportster models.

VT No.	OEM	Years
16-0158		1971-84
16-0985*	33186	1971-up
8862-1	Evolution	1986-up
8862-1T	Evolution	1986-up

*Note: Uses 3/8 socket handle



Jims Sportster Crankshaft Locking Tool. Use on Pinion side of all 1991-up XL to keep crankshaft assembly from rotating during assembly on valve train repair.

VT No.	Fits
16-1666	1991-2002
16-1665	2003-up



Clutch Adjusting Gauges are used to find the correct distance between the outer drive plate and outer releasing disc for 1971-83 Sportsters, 1936-67 early and 1968-84 late Big Twins. Set of 3 tools

VT No. 16-1807



16-0149

1971-85 XL Clutch Adjust Tool.
VT No. 16-0123



Outer Primary Cover Starter Bearing Removal Tool removes 9063 Torrington Needle Bearing for XL covers.

VT No. 16-0717

Note: This tool will also 4-Speed Sportster Clutch Gear.



Transmission Door Puller Tool. Fits 1957-90 XL and 1952-56 K.

VT No. 16-0139



Shaft Turning Tool fits spline on assembled motor and allows engine to be turned over by 1/2" ratchet or impact driver. Sifton unless noted. Fits 1957-up XL

VT No. 16-1852



Clutch Compression Tool fits 1990-up Big Twin and 1991-up XL models.

VT No. 16-1514



16-1805



16-1849

1990-up Big Twin Clutch Compressor Tool features access windows to ease the removal and installation of snap ring, by Jims.

VT No. Fits
16-1805 Big Twin
16-1849 Adapter to fit 1991-up XL



Countershaft Support Plate Tool fits 1991-up 5-speed Sportster.

VT No. 16-1756



Drive Bearing Press Tool.

VT No.	OEM	Fits
16-1767	37842	1991-up XL



Motor Stand fits 1952-03 XL
VT No. 16-0507



Main Bearing End Plug Tool allows the setting of proper end play in Big Twin Timken Bearing Assemblies by selection of proper spacer from

the catalog. Use when refitting bearings or bearing sets on late models when spacers are not included. Not needed for our VT No. 12-0309 or 12-0310 Timken sets, these are pre-spaced from the factory. Fits 1977-up XL's.

VT No. 16-1796



Ratchet Plate Riveting Fixture securely aligns plate to drum while setting rivets on 1971-79 XL model clutch drum.

VT No. 16-0165



16-0149

Sprocket Shaft Timken Bearing Installer Tool.

VT No.	Jims	OEM	Year/Model
16-0149	—	97081-54	1954-76 XL
—	16-1837	As Above	Jims
—	16-1760*	2.500 Long	1977-up XL
—	16-1761*	2.060 Long	1977-up XL

*Note: Sold separately for 1977-up use with 16-0149 and 16-1837.



16-0127



16-1857

Cam Shaft Needle Bearing Installer.

VT No.	Jims	OEM
16-0127	16-1857	97273-60



16-1758

Sprocket Shaft Timken Bearing Inner Race Puller fits 1952-76 XL.
VT No. 16-1758



16-0667



16-1883

Timken Bearing Removers remove bearing from shaft without removing shaft from fly-wheels.

VT No.	Fits
16-0667	1957-76
16-1833	1977-up



Evolution XL Cam Relief Tool allows the installation of high lift cams in 5-Speed XL models by removing some of case material at the base of the lifter bores and around the pinion bearing for lobe swing clearance. This tool cuts clearance quickly and can be performed on an assembled engine in the frame.

VT No. 16-0353



16-0045



16-0046

Bearing Race Press Plug is used to remove and install Timken bearing outer race.

VT No.	Fits
16-0045	1957-76 XL
16-0046	1977-up XL



16-0156

Clutch Compressor Tools allows disassembly of clutch pack.

VT No.	Year	Model
16-1769*	1991-up	XL's (Screw)
16-0156	1971-84	XL's
16-0059	1985-90	XL's

*Note: Adapts 16-0967 to fit 1991-up XL.



Sifton Pinion Gear Puller is used for installation and removal of the pinion gear. Fits 1957-76 XL.

VT No. 16-1060



Final Drive Tool fits final drive pulley, so the nut can be properly set to torque specifications. Fits XL.

VT No. 16-0588




16-0980


Bushing Reaming Tools fit pinion bushing in cam cover.

VT No.	OEM	Year	Model
16-0981	94812-37A	1954-76	XL & 45"
16-0980	94812-80A	1977-85	Sportster
16-0962	94812-89	1986-up	Sportster
16-1791	—	1957-up	Sportster

1-3-4 Cam Cover Bushing



16-0125



16-0159



16-0992

Clutch Drum Locking Tools for removing clutch hub and motor nuts.

VT No.	Year
16-0125	1952-70
16-0159	1956-84
16-0992	1971-84



Pinion Shaft Race Installer fits 1977-E81 Sportster models. Replaces 97080-77A.
VT No. 16-0965

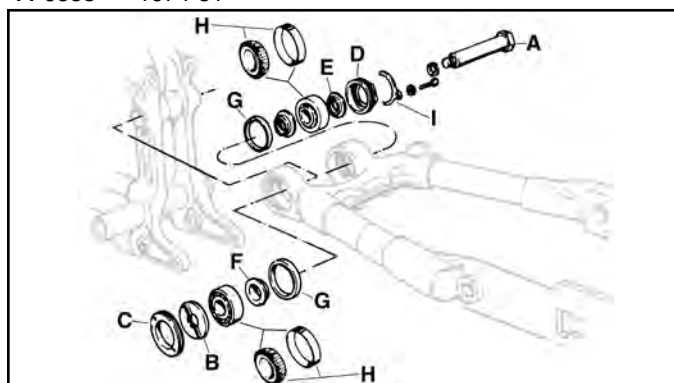


Swingarm Bearing



Swingarm Bearing Assembly Kit contains parts pictured for 1952-81.

VT No.	Fits
44-0539	1952-73
44-0538	1974-81




Pivot Pin Hardware for 1952-81 models.

VT No.	#	Year	Item
44-0107	A	1952-81	Pivot Bolt, chrome
44-0098	B	1952-73	Nut
44-0097	B	1974-81	Nut
44-0096	C	1952-73	Locknut
44-0095	C	1974-81	Locknut
44-0088	D	1954-73	Locknut, Right
44-0087	D	1974-81	Locknut, Right
44-0094	E	1952-73	Outer Spacer
44-0093	E	1974-81	Inner Spacer
44-0367	F	1952-81	Spacer, pair
44-0110	G	1952-81	Shield, pair
44-0108	H	1952-73	Bearing Set
44-0109	H	1974-81	Bearing Set
17-0920	I	1952-81	Locktab



Smooth Swingarm Pivot Covers Set covers end of pin.

VT No.	Year
37-1206	2004-up
37-9522	2004-up



Pivot Bolt Kit includes black pin, screw, spacer, bushing, bearing and dust covers.

VT No.	Item
44-0540	1982-03 Kit
44-0709	2004-up Kit
44-0714	2004-up Kit, Chrome
44-0875	2004-up Kit
44-0872	2004-up, Pivot Shaft, Zinc
44-0092	1982-03 Bolt/Nut
44-0151	2004-up Bolt/Nut
44-0091	1982-up Dust Cover (2)
12-0362	1982-03 Bushing, Left
12-0360	1981-99 Bearing, Right
12-0127	2004-up Bearing, Right
44-0626	2004-up Pivot Retaining Ring



Swingarm Pivot Kit. Includes all parts shown for 1952-80 XLH-XLCH Sportster models.

VT No.	Fits
44-1959	1952-73
44-1960	1974-80



XL-XLH Model Swingarm Bearings and Kits.

VT No.	Years	Item	U/M
44-0108	1952-73	Four Piece	Kit
12-0332	1952-73	Bearing	Pair
12-1100	1952-73	Race Set	Pair
44-0109	1974-81	4 Piece	Set
12-0333	1974-81	Bearing Set	Pair
12-1101	1974-81	Race Set	Pair



Rigid Frame



50-2174



51-2176



Custom Rigid Frames to fit XL models. Available without Fat Bob mounts. These frames can only be used with custom oil tank and battery tray, ordered separately. VT No. 51-2174 use VT No. 24-0225 neck cup kit .

Note: VT No. 51-2176 and 51-2175 frames include kickstand tab which must be welded on by customer. All frames use a 140 rear tire except 51-0107 which will accept a 180 tire with chain drive.

VT No.	Years	Stretch	Rake	Brake	Tire
51-2174*	1957-76	1"	40°	Drum	140
51-2176	1986-03	Stock	Stock	Disc	140
51-0107	1986-03	2 1/4"	40°	Disc	180

Related Parts

40-0416	All	Custom Oil Tank (Fits 180 & 200 Tire)
40-0437	All	Battery Tray with strap and top uses

23-0370	—	12N16-4B battery
44-0221	—	1987-up Rear Caliper Kit
7704-2	—	10 1/2" Chrome Axle Kit
27-0047	—	Chrome Rear Chain Adjuster
27-0509	—	1986-03 Stock Kickstand
27-0128	—	1957-85 Kickstand
	—	Chain Guard for Above

*Note: Stock neck rake is 28°



40-0416



40-0437

XL Rigid Oil Tank and Battery Tray. Battery tray accepts 12N164B battery, VT No. 53-0518.

VT No.	Item
40-0416	Oil Tank
40-0437	Battery Tray with Strap and Top



7704-2

Swingarm Frame

VT No. 51-2026 and 51-2028 1979-up Disc Brake Only XL frame recommended components. Order separately as required.

VT No.	Item	VT No.	Item
40-0397	Oil Tank	54-0516	Shock Set, (11.75")
23-9209	Caliper	24-0253	Neck Cup Set with Bearings
44-0566	Axle Kit	54-0449	Shock Mount Kit
44-0540	Swing Arm Bearing Kit	50-0899	Strut Set
28-0410	Battery Pad	31-3978	Front Mount Set, 1979-85
28-0409	Bumper	31-2137	Front Mount Set, 1986-up
40-0391	Oil Tank, 1997-up	31-0224	Rear Mount, 1979-81




1972-78 Neck fits XL model to be welded in place on stock or custom frames. Accepts 24-0225. Neckcups, 7/8" size.

VT No. 51-0524



51-0910

Chrome Swingarm. Fits 1990-99.
VT No. 51-0910



Rear Axle Cover for XL models customizes the rear axle and swingarm end. Fits 2004.
VT No. 42-0945



51-2026



51-2053

Swingarm Frames will accept 1983-up oil tank, gas tank, 1994-up battery carrier, 1982-93 rear fender, struts and 1" Big Twin chrome neck cups. **1979-up type** accept 1982-up swing arm and bearings for use with disc brakes. Use 1986-up wheel and related caliper components.

VT No.	Year	Type
51-2028	1979-1981	Disc
51-2026	1982-2003	Disc
		Belt/Chain
51-2053	1986-1990	Belt/Chain
51-2054	1991-2003	Belt/Chain





200 Series Rigid Frame



51-3525

Wyatt Gatling Rigid Frame features 40 degree rake, 3" stretch in front legs, to accept 1.125" belt with 200 series tire. Frame has kick stand tab and battery box mount welded in place.

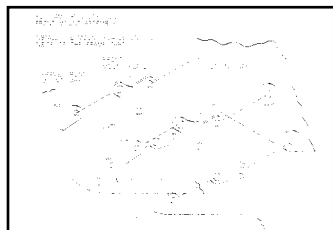
VT No. Year

51-3525 1986-03

51-3575 1957-85



31-1755



Note: On 51-3525 motor mount plates fit inside of frame mount tabs as shown.



Bobber

V-Twin Rolling Chassis include rigid frame, single disc glide fork assembly, 16" chrome rear wheel, 21" chrome front wheel, 3/2 gallon bobbed tank set, cast dash kit, axles, Avon rear tire as noted, oil tank and kick stand. Disc brake models will accept 1987-99 GMA Rear Caliper VT No. 23-9209.


VT No.	Year	Engine Type	Brake Type	Tire	Type
51-1030	1952-76	Ironhead	Mechanical	130	Bobber
51-1033	1977-78	Ironhead	Mechanical	130	Bobber
51-1034	1979-81	Ironhead	Disc	130	Bobber
51-1035	1982-03	Ironhead and Evolution	Disc (Belt-Chain)	130 Belt, 140 Chain	Bobber
51-5002	1982-03	Ironhead and Evolution	Disc	150	Chopper
51-1260	1982-03	Evolution	Disc	180	Chopper
51-1265	1982-03	Evolution	Disc	180	Bobber



Weld On Caliper Bracket Set fits Rigid XL frame for left side use.
VT No. 51-0630

Chrome 5.5" Round Oil Tank fits XL's with Rigid frame mounts by clamping to center tube or top mount center fill.

VT No.	Type	Finish	Brackets
40-0474	Clamp	Chrome	—
40-1476	Clamp	Raw	—
40-0741	Top Mount	Chrome	31-1755
40-0742	Top Mount	Raw	31-1755



40-0474



51-1025

- Features Flatside Bob Tank Mounts
- Suggested Parts List
- Kick Stand Mount
- Sissy Bar Tabs

Frames include a suggested parts listing to aid in construction.



51-1032
Order
Neck Cups
Separately



51-1032

Rigid Frames for XL models will accept 1" neck cups, VT No. 24-0119 and include mounts for flat side fat bob tanks or stock tank. Frames with cross shafts include bushings.

Order oil tank and battery box separately. Disc brake models accept 1987-99 caliper assembly VT No. 22-0370 and a 140 tire. All frames have 40° rake and 1" stretch. 1975-76 models require use of forward controls. **Note:** 1957-79 application requires modification of rear motor mount to accept kick shaft.

VT No.	Year	Engine	Brake Type
51-1025	1957-76	Ironhead	Mechanical
51-1028	1977-78	Ironhead	Mechanical
51-1031	1952-78	Ironhead	Disc
51-1032	1979-81	Ironhead	Disc
51-1027	1986-2003	Evolution	Disc, Belt, Chain (140)
51-3525	1986-2003	Evolution	Belt (200)



40-0474
Installed



40-0742

"200" XLST Frame Assembly



51-1038
Complete Kit




51-1038

Kit includes chrome shocks, raw rear section and mount bolts.



51-1037



51-1038

Kit without shocks

Related Parts for 51-1038 XLST frame order separately.

VT No.	Item	50-0112	9" Rear Fender
40-0393	Oil Tank, Raw	50-1069	Struts, Smooth
40-0394	Oil Tank, Chrome	31-0713	Top Mount
44-0638	Rear Axle	31-4004	Front Mounts
44-0545	Adjuster Kit	20-4004	Pulley, Offset
24-0322	Neck Cup Set	23-8834	Rear Brake Line
23-0587	Rear Caliper		
31-0221	Oil Tank Mount		
31-2137	Front Mount Set		
52-2033	17" Rear Wheel		

Softtail Frame for Sportsters features 40° rake with 1" stretch and includes the rear section, including pivot bolt kit. Frame accepts readily available components for ST, which are available separately including neck cups, flat side gas tanks, oil tank, 23-0587 caliper, rear fender, fender struts and fork assembly as noted.

VT No.	Year	Engine Type
51-1036	1957-85	Iron Head
51-1037	1986-2003	Evolution As Pictured
51-1038	1986-03	Evolution, Complete

Pivot Pin Spacer Assembly Placement. Note left and right



52-2033



40-0394



50-0112



23-0587




50-1069




31-2137



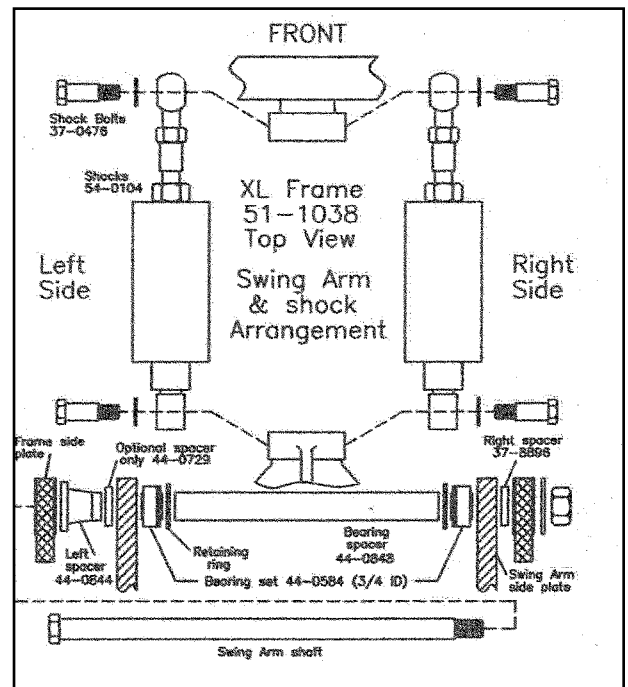
31-0713



44-0545






20-0512





Hardtail



Chrome 5.5" Round Oil Tank fits XL's with rigid frame mounts by clamping to center tube or top mount side fill. 31-1755 clamp set will mount 40-0742/40-0741 in 1957-78, 1979-81 and 1982-03 stock frames with hardtails installed.

VT No.	Type	Finish	Brackets
40-0474	Clamp	Chrome	—
40-1476	Clamp	Raw	—
40-0741	Top Mount	Chrome	31-1755
40-0742	Top Mount	Raw	31-1755



51-0922



51-0921



51-0982



51-0984



51-0981



Hardtails fit to stock frames for years listed.

VT No.	Fits	Type	Style
51-0921	1952-72	Weld-on	Drum
51-0922	1952-78	Bolt-on	Drum
51-0981	1973-78	Weld-on	Drum
51-0982	1979-81	Weld-on	Disc
51-0984	1982-03	Weld-on	Disc
51-0996	2004-up	Weld-on	Disc

Notes: VT No. 51-0921 eliminates seat casting area and accepts stock drum brakes. VT No. 51-0922 is bolt on top and bottom, 51-0921, 51-0981, 51-0982 and 51-0984 with 3/4" axle slots is weld on top and bolt on bottom for alignment. Seat plate must be welded in place.




2004-up Exhaust Pipe



2004-up XL Side by Side Pipes fit XL and XLC models with forward controls. Pipes are 1³/₄" at head and 2¹/₄" at end and includes brackets and baffle set. 2007-up has provisions for oxygen sensors. Sensors may be capped by 30-0423 if desired.

VT No.	Type	Year
30-0477	Straight	2007-up
30-0324	Straight	2004-06
30-0327	Slash	2004-06
30-0380	Slash	2007-up
30-0423	Oxygen Sensor Plugs	2007-up



30-0327

30-4049



Black Heat Wrapped Drag Pipe Sets for XL's.
VT No. Year
30-4049 1986-03



30-0342



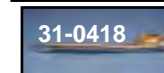
30-0385

2¹/₄" Drag Pipe Set features built in mount tabs to bolt to stock bracket. Chrome replacement bracket and baffle set available separately. Fits 1986-2003 XL models.

VT No.	Item	Type
30-0342	Pipes	Down Slash
30-0385	Pipes	Side Slash
31-0418	Bracket	
30-0050	Baffle Ring	



30-0050



31-0418



Oxygen Sensor Units sold each.
Fits 2007-up

VT No.	Fits
30-0434	2007-13
30-0490	2014-up front
30-0491	2014-up rear



Namz O2 Enrichment Device.
Recommended for bikes with high flow air cleaner performance exhaust systems. Reduces engine operating temperature between 20 to 30 degrees. Simply plug in between oxygen sensors and wiring harness. Works with stock ECM. Fits 2007-up XL. Sold in sets. VT No. 32-6556



30-0796



30-0797

Billet End Tips fit 1³/₄" straight cut drags.

VT No.	Finish
30-0796	Chrome
30-0797	Black



Caution: These exhaust products are not legal for sale or use in California on pollution controlled vehicles. These products are intended for the experienced rider only.



Limited Warranty. Exhaust Products distributed by Tedd Cycle Inc. are warranted against defects in material and workmanship, which include fitting and finish quality at the time of installation only. Claims regarding discoloration, peeling blistering or blued chrome will not be considered as defective material or workmanship and cannot be returned as such as per manufacturers warranty.



Drag Pipe Set



30-0387



2" Curvado Pipe Set fits XL models. Include removable oxygen sensor plugs to fit 2007-up models.

VT No.	Item	Year
30-0387	Pipe Set	2004-13
30-0384	Pipe Set	1986-03
31-0988	Mount Bracket	1986-03
31-0989	Mount Bracket	2004-13

30-3106



Chrome Drag Pipe Sets by Cycle Shack are 40" in length.

VT No. Bracket Size

1957-85, except 1979

— 31-4052 2"

1979 only

30-3106 31-9994 1 3/4"

2004-06

30-0075 Stock 1 3/4"

2007-13

30-0077* Stock 1 3/4"

*Note: With straight cut ends.

Note: 2007-up models are fitted with oxygen sensors.

29-0932



Wyatt Gatling 2 into 1 Exhaust Header Set is a one piece design featuring turn out mufflers. Fits 1986-2003 XL with stock foot controls.

VT No. Finish

29-0932 Chrome

29-0933 Black



Sportster Muffler Pipe Set with straight cut ends are direct bolt for all pipe sets. Fits 1986-2003 XL and 883, 1100 and 1200 models.

VT No. 29-1159



Caution: These exhaust products are not legal for sale or use in California on pollution controlled vehicles. These products are intended for the experienced rider only for non-highway only.

30-1286



30-1285



Magnum Exhaust Drag Pipe Set is constructed of steel featuring heat shields. Fits 2004-up XL.

VT No. Finish

30-1286 Black


30-1285 Chrome



30-0077



30-0075



29-0186

30-0356



Cycle Shack 2004-13 XL Pipe Sets to fit all 883 and 1200 models. 1 3/4" header set accept factory heatshields. 2" headers are supplied with heatshield Both 1 3/4" and 2" type mount to factory support bracket. Muffler pipe sets feature one piece construction and high flow rate baffles.

1 3/4" Muffler Pipe Set

2007-14 2004-06 Style

30-0077 Straight


29-0192 — Taper

— 29-0186 Turnout

— 30-0075 1 3/4" Slash Cut End

— 30-0356 Heat Shields

30-3106



Chrome Drag Pipe Set has a diameter of 1 3/4" and comes with channel mounts.

Fits 1979 only.

VT No. Bracket

30-3106 31-9994

32-6556



Namz O2 Enrichment Device.

Recommended for bikes with high flow air cleaner performance exhaust systems. Reduces engine operating temperature between 20 to 30°. Simply plug in between oxygen sensors and wiring harness. Works with stock ECM. Sold in sets. Fits 2007-up XL

VT No. 32-6556





Drag Pipe



30-0080



30-3022



30-0081



30-0070



30-0089



30-0879 Goose



30-3011



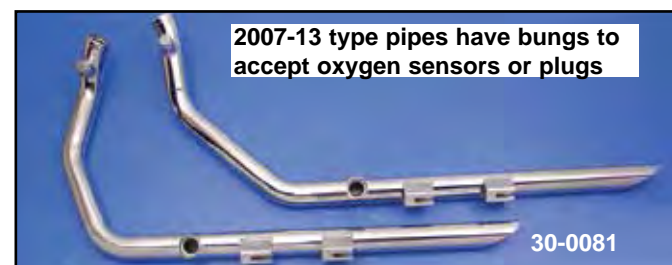
30-3012



30-0069



30-3009



2007-13 type pipes have bungs to accept oxygen sensors or plugs

30-0081

1 3/4" **Drag Pipe Sets** available in black or chrome finish with formed heatshields (as noted) and either slash cut or straight ends. 38" length. Pipes mount by stock brackets except where noted. 2007-up style have oxygen sensor ports.

Chrome With Heatshield	Chrome Without Heatshields	Black Without Heatshields	Black
1986-2003 use with or without forward controls			
—	30-3012	30-3020	30-3419
—	30-0879**	—	
	30-3104	—	
2004-06			
—	30-0070**	—	
—	30-0071	—	
—	30-0069*	—	
—	30-0080*	—	
2007-13			
—	30-0081	30-3021	
—	30-0089*		
—	30-0071		
1957-78, 1980-84			
Note: These pipes require mounting bracket, 31-4052			
30-3006	30-3010	30-3022	30-3418
	30-3018***	—	
		30-3420	

*Note: With straight ends


**Note: Without O2 ports

***Note: Goose style


Caution: These exhaust products are not legal for sale or use in California on pollution controlled vehicles. These products are intended for the experienced rider only.



Limited Warranty. Exhaust Products distributed by Tedd Cycle Inc. are warrantied against defects in material and workmanship, which include fitting and finish quality at the time of installation only. Claims regarding discoloration, peeling blistering or blued chrome will not be considered as defective material or workmanship and cannot be returned as such as per manufacturers warranty.



30-0314



30-3165

Chrome Straight Pipe Sets fit over 1 3/4" exhaust pipes. The 1 7/8" outside diameter allows pipes to be cut down and still slide over pipes. 30" long.

VT No. Type
30-0314 Slash
30-3165 Fish Tail




Shot Gun



Sportster Evo Shotgun Duals. 1 $\frac{3}{4}$ " diameter drags for all 1986-03 Sportster when installed in a custom rigid frame.

VT No. Fits
 29-0200 Rigid
 29-0201 Swing Arm

UpSweep



Flame Heat Shield Installed
 30-0118

Upswept Drag Pipe Header Set for 1957-03 XL models. Available with slash or straight cut ends and rigid swing arm models.

VT No.	Years	Fits	End
29-0087	1957-85	Rigid	Straight
29-0084	1986-03	Rigid	Straight
29-0114	1957-85	Rigid	Slash
29-0157	1986-03	Rigid Swing Arm	Slash
29-0188	1986-03	Rigid	Slash



Belt Buckles.

VT No. Style
 48-1351 XLH Ironhead
 48-1512 XL Gas Tank
 48-1473 XLH Ironhead Electric Start
 48-1545 XL Points Cover
 48-7787 XLCH Sportster
 48-1522 Complete Set

Goose Drag Pipe Set

30-3353



Goose Style Drags. Retro chopper styling in 1 $\frac{3}{4}$ " diameter and slash cut ends, 34" long on all models except VT No. 30-3353 at 40". Note: Order mount bracket as noted. Bracket not required on stock type.

VT No.	Mount Bracket	Year
30-3132	31-2101	1979 only
30-3353	Stock	1985-2003 883-1100-1200


Shot Gun



Shot Gun 1 $\frac{3}{4}$ " Drag Pipes Sets fits rigid frames only and requires bracket for mounting. Slash cut ends.

VT No. Year
 29-0179 1957-1984
 29-0180 1986-2003

30-0242



30-0204



Chrome Replica Header Sets. Muffler sold separately.

VT No.	OEM	Year	Model
30-0242	65290-75	1975-78	XL With Cross Over
30-0204	65415-75		Cross over Heatshield for Above, Black

Clamps



Chrome Muffler End Clamp clamps mufflers to pipes.

VT No. Size
 31-2103 1 $\frac{3}{4}$ "
 31-0318 1 $\frac{7}{8}$ "



Stainless Exhaust Head Clamp. Stock type construction, sold as a pair. Replaces 65519-52. Fits 1952-71.

VT No. Item
 31-0226 Clamps
 37-8684 Bolt Set

Exhaust Pipes and Mufflers Warranty Information

There is no warranty on exhaust pipes and mufflers with regard to any discoloration. Discoloration (blueing) is caused by tuning characteristics, cam timing, carburetor jetting, overheating, etc., and is not caused by defective manufacturing. This means, once exhaust pipes have been installed and started these pipes are considered used. **If pipes are not to the dealer/customer satisfaction, contact us immediately for a return authorization before starting your engine.** Refunds and exchange are not available. Manufacturers will guarantee all sets of exhaust systems against any kind of manufacturer's defects.




Important Note: Some items on this page may be emission-related parts subject to California or other emission control laws. Please see note on page 71 for important information regarding emission control regulatory compliance and warranty information.






Universal Muffler



Slip On Chrome Mufflers steel baffled with 1 3/4" inlet.

VT No.	Type	Length	Dia.	Mt Type	Removable Baffle	U/M
30-0149	A-Slash	16"	2 1/2"	Stud	No	Each
30-0148	B-Tapered	16 1/2"	2 1/4"	Channel	Yes	Pair
30-1401	Tapered	11"	1 1/2"	Black	Yes	Set
30-0641	Tapered, Black	11"	2 1/2"	Channel		Set
30-0642	Tapered, Chrome	11"	2 1/2"	Channel		Set
30-0147	C-Baloney Slice	16 1/2"	2 1/2"	Stud	Yes	Each
30-0348	C-Baloney Slice	16 1/2"	2 1/2"	Channel	Yes	Pair
30-0150*	D-Shorty	12"	2 1/4"	Stud	Yes	Each
30-0296	E-Megaphone	19"		Channel	Yes	Each
30-0794	Megaphone	19"		Channel	Yes	Pair
30-2105	F-Megaphone Upsweep			Channel	Yes	Pair

*Note: Fits 1 3/4" or 1 1/2" diameter.




Replica Muffler



K+ Early XLCH Mufflers have 2 3/8" body diameter, 1 3/4" inlet.

VT No.	OEM	Fits	Type
30-0742	Replica	1952-56 K-KH	21 1/2" Long
30-3201	65231-58	1959-61 XLCH	
30-0986	Replica	1962-64 XLCH	with Slash
30-1109	Replica	Pair	with Slash
30-0212	65230-65	1965-73 XLCH	with Taper
30-0795	65231-65A	1965-70 XLCH	Replica, Embossed
30-3221	65281-77	1977-78 XLCR	Left, Black
30-3222	65286-77	1977-78 XLCR	Right, Black
31-0301	65275-57	1 7/8" I.D.	End Clamp
31-0318	Chrome		End Clamp
31-0303	65412-75	1975-80 XL	Cover Clamps
31-0231	65279-57	1952-59	Body Clamp
31-0319	Stainless	1952-59	Body Clamp



STOP Caution: These exhaust products are not legal for sale or use in California on pollution controlled vehicles. These products are intended for non-highway only.



1986-03 XL Exhaust



Radii Exhaust Sets feature the "Quad Finishing" which includes triple dura nickel and chrome as the final finish. After chrome plating, pipes are normalized and dried @ 572° F for the final finish process.



For 2004-2006 models you must purchase 30-0423 plug set. For 1986-2003 models you must purchase 30-0423 plug set and 31-0897 bracket. Order baffle style as desired for required back pressure.

VT No.	Item
30-0987	2004-13
30-0383*	1986-03
31-0897	1986-03 Bracket
31-1001	2004-13 Bracket
30-0103	Baffles
30-0423	Plug Set

*Note: Must be used with a forward control kit.



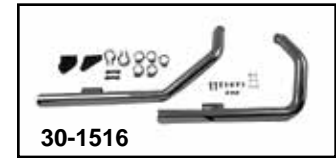
Chrome Vance & Hines Side Shots feature power chamber design, 2½" header pipe, 220° full length heat shields and removable baffles. Mounting hardware included. Fits 2004-2006 XL.

VT No. 30-1528



Chrome Straight Drag Exhaust Set with a unique header design has removable performance baffles and polished black anodized billet aluminum end caps. Fits 2004-2006 XL.

VT No. 30-0395



Dual Straight Stagger Shots feature full length/full coverage heatshields, 1¾" header pipes with 2¼" bodies, removable baffles and mounting hardware.

VT No.	Fits	Brand
30-1515	1986-2003	VH
30-1516	1999-03 883C and 1200C only	VH
30-1525	2004-06	VH
30-1576*	2004-10	VH

*Note: Pre2007 models require O2 Sensor Plugs VT No. 30-0423



Chrome Stock Rear Exhaust Bracket. Fits 1980-2003 XL.
VT No. 31-0418



Oxygen Sensor Sealing Washer
VT No. Year Fits
15-0081 2006-10 18 mm
15-0012 2011-up 12 mm



Exhaust Oxygen Sensor Plugs are doing for away with your oxygen sensor, use this threaded plug in its place.

VT No. Fits
30-0423 18 mm
30-0448 12 mm



Vance & Hines Super Radius 2 into 2 Pipe Set. Super radius brings a deeper richer tone to the custom styled exhaust and is engineered for today's larger capacity engine to get solid performance and just the right sound. Features include deeper tone, full coverage heat shields and available in chrome. Fits 2014-up XL.

VT No. 30-1656

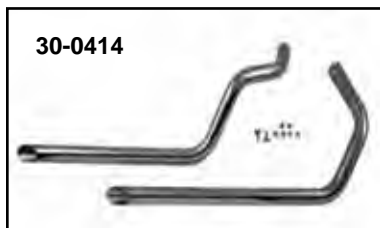
Limited Warranty. Exhaust Products distributed by Tedd Cycle Inc. are warrantied against defects in material and workmanship, which include fitting and finish quality at the time of installation only. Claims regarding discoloration, peeling blistering or blued chrome will not be considered as defective material or workmanship and cannot be returned as such as per manufacturers warranty.



Caution: These exhaust products are not legal for sale or use in California on pollution controlled vehicles. These products are intended for non-highway only.



1979 Only Pipe



1979 Only Muffler Pipes.

VT No.	Style
30-3106	1¾" Drags with channels
30-3132	1¾" Goose Drags
31-4052	Bracket, Black
31-4057	Bracket, Chrome

Note: Drag Pipes do not include brackets. VT No. 30-3107 and 30-3132 use VT No. 31-2101 mounting clamps. VT No. 30-3106 uses 31-9994 mounting bracket.



Big Guns



Big Guns Exhaust System mounts using stock bracket unless noted. Drag pipes feature 1¾" head port end with 2¼" diameter body. Heat shields sold separately. All pipes fit with XLC forward controls except 30-3303. Fits 2004-2006 Big Slash.

VT No. 30-0414



Vance & Hines Big Radius System is virtually blue-proof. Scalloped end caps for a unique look. Removable baffles and mounting hardware included. Include mounts for factory O2 sensors as required. Pre 2007 models require O2 sensor plugs VT No. 30-0423. Fits 2004-2012 XL.

VT No. 30-1575



Black Support Tube to mount drag pipes or stock muffler system for 1958-79 XL-XLH models. Replaces 65316-65B.

VT No. 31-4029



Brake Pedal Stop required on 1980-85 XL models when fitted with drag or custom pipe sets, to act as pedal stop which was originally welded on stock header pipes have a combination mounting bracket/brake pedal stop welded to stock header pipes.

VT No. 31-2124



Chrome Rinehart Crossback 2 into 2 Exhaust Drag Pipes include header pipes, flash cut mufflers, heat shields, baffles and billet end caps. Fits: 2004-up XL. VT No. 30-1552

1957-80, 81-85 XL Exhaust




Samson Big Guns II feature 1¾" head pipes with 2¾" full coverage heatshields. All Big Guns II come complete with mounting bracket and hardware. Fit 2004-06 XL.

VT No. Style

30-0406 Cannons with forward controls

30-0407 Classics



Rinehart Racing Chrome Staggered Style Crossback 2 into 2 Exhaust System. The crossover three step header design with 2½" chrome torque and horsepower across the RPM range. Crossback systems are available 220° full coverage heatshields that merge flush to the muffler bodies, custom baffles (2" outside diameter for engines up to 96CI and 2¼" outside diameter for large high performance engines). All system includes two oxygen sensor parts. Fits 2004-13 XL.

VT No. 30-1553



Chrome Heat Shields are for 1-3/4" stock or drag pipe sets. Sold in a quantity of 2. **CAUTION: These exhaust products are not legal for sale or use in California on pollution controlled vehicles. These products are intended for non-highway only. Fits: XL 1957-1984 XL, does not fit 1979.


VT No. 30-0082



Exhaust Pipe Mount Bracket.

31-4052 BK-4 Cycle Shack PHD-112 series and PHD-117 series muffler pipes & PHD-110 & PHD-210 drag pipes for Sportster produced with adjustable channel mount

31-4057 BK-4 As Above, chrome



Chrome 40" Drag Pipe set has a diameter of 1¾" and features black slash cut tips. Fits 2007-up. VT No. 30-3109



Chrome Drag Pipes have a diameter of 1¾" and are 38" long. Fits 1986-1999 XL. VT No. 30-3168



Caution: These exhaust products are not legal for sale or use in California on pollution controlled vehicles. These products are intended for non-highway only.





Exhaust



30-0722
1 3/4"



30-0727



2"
30-0460

Wyatt Gatling Down Drag Pipe Set.

Available in black or chrome finish and in 1 3/4" or 2" diameter. Pipes for 2004-up models include O2 sensor bung plugs for 2004-07 applications. 1957-85

Chrome	Black	O.D.
30-0727	30-0728	1 3/4"
2004-up		
30-0722	30-0735	1 3/4"
30-0460	30-0464	2"



30-0728



30-0952

Wyatt Gatling Chrome Staggered Short Shots feature 1 3/4" headpipes with 220° coverage heatshields and slash cut ends. Includes baffles and mounting hardware. Fits 2004-13. VT No. 30-0952*

*Note: Pre 07 Models require O2 sensors port plug set.



30-0300
Pipes
Shown
on XLST



30-0319

30-0319 Installed on Ironhead Models. Brackets must be fabricated for installation.



Radii™ Curved Exhaust Headers feature 2" diameter. **Note:** For 2004-up models order additional bracket separately. 1957-85 Iron Heads require fabrication of rear bracket and will not work with XLH (Side Mount) oil tank.

VT No.	Years
30-0319	1957-85
30-0300	1986-07
31-0765	2004-07 Bracket



Vance and Hines Side Shots feature power chamber design 220° full length heatshield 2 1/2" header pipe and removable baffles mounting hardware included. Fits 2007-13. VT No. 30-1536



2-Stage Torque Kit fit 2 1/4" inner diameter exhaust pipes, reduces noise and increases back pressure. VT No. 30-0617



Passenger Peg Mount Bracket Sets Only. Use with male style peg.

Chrome	Black	Years
27-1564	—	2004-13
27-0825	27-0271	2014-up



Rear Passenger Peg Relocation Bracket Set fits 2004-13 XL with 30-0300 pipe set. Black finish. Order chrome footrest for support bracket separately. VT No. 31-0766

Limited Warranty. Exhaust Products distributed by Tedd Cycle Inc. are warranted against defects in material and workmanship, which include fitting and finish quality at the time of installation only. Claims regarding discoloration, peeling blistering or blued chrome will not be considered as defective material or workmanship and cannot be returned as such as per manufacturers warranty.



Caution: These exhaust products are not legal for sale or use in California on pollution controlled vehicles. These products are intended for the experienced rider only for non-highway only.



Wyatt Gatling Slip-on Mufflers fit 2007-13 XL's. Chrome unless noted.

VT No. Style

30-1275 High Output End

30-1276 Black Barrel End

30-1277 Barrel End

30-1278 Tapered End

30-0463 3" Tapered End

30-0462 Slash

30-1279 Black 3" Tapered End

30-1280 Black End

Limited Warranty. Exhaust Products distributed by Tedd Cycle Inc. are warranted against defects in material and workmanship, which include fitting and finish quality at the time of installation only. Claims regarding discoloration, peeling blistering or blued chrome will not be considered as defective material or workmanship and cannot be returned as such as per manufacturers warranty.



2" Slip-On Drag Pipe Extensions

2014-up

Side


30-0767 Black

30-0766 Chrome

RMB Baffles 30 Second Removal!



Motorcycles modified with some aftermarket parts, accessories and performance engine parts may be restricted from use on public roads and/or limited to closed courses. Please see United States E.P.A. and your respective state regulations.



30-0444



30-0446 Installed



30-0447 Installed

30-0326



2" Slip-On Slash Cut Muffler Sets are available with black or chrome finish. Feature removable baffles and mount to stock brackets.

2004-13	Type	Finish
30-0743	Side Slash	Black
30-0444	Side Slash	Chrome
30-0326	Down Slash	Chrome
2014-up	Type	Finish
30-0446	Down Slash	Black
30-0447	Down Slash	Chrome
30-1407	Replacement	Baffle Set





Slip On Mufflers



Slip-On Mufflers Sets have removable baffles.

Chrome	Black	Style	Year	Type
30-0239	—	Slash	1980-03	Side
30-0644	30-0649	Taper	1980-03	Tapered
30-0359*	—	Slash	2004-13	Side
30-0361*	—	Slash	2004-13	Down
30-0934	30-0935	Slash	2004-13	Down
30-0821	30-0843	Taper	2004-13	
30-0455	30-0456	Straight	2014-up	Straight
30-0568	30-0569	Slash	2014-up	Down

*Note: Slash style includes RMB removable baffle set.



Connector Tube Gasket Set.
VT No. 15-1533



V-SlotsTorque Tube Set features improved baffling and back pressure for XL. Slash type mufflers with removable baffles. Use with slip on mufflers with 3" inner diameter. VT No. 30-0633



Turn Out Muffler Set Slip-On Type. Baffles are not removable.


VT No.	Year
30-0240	1980-03
30-0358	2007-13

Limited Warranty. Exhaust Products distributed by Tedd Cycle Inc. are warranted against defects in material and workmanship, which include fitting and finish quality at the time of installation only. Claims regarding discoloration, peeling blistering or blued chrome will not be considered as defective material or workmanship and cannot be returned as such as per manufacturers warranty.






Heatshield



Universal Heat Shields include clamps for installation.

VT No. #	Type	Dia.	Length
30-0109 A	Perforated	1 3/4"	9"
30-0106 B	Smooth	1 3/4"	7"



Skull

Chrome Black	Dia.	Length
30-3385 30-0466	2 1/4"	9"
30-3386 30-0467	2 1/4"	12"
30-0468 30-0471	1 3/4"	9"
30-0470 30-0472	1 3/4"	12"


Flame

Chrome Black	Dia.	Length
30-0118	1 3/4"	8"
30-0117	1 3/4"	11"
30-0481 30-0483	1 3/4"	9"
30-0482 30-0484	1 3/4"	12"
30-0473 30-0479	2 1/4"	9"
30-0478 30-0480	2 1/4"	12"

Chrome Heatshield

Set fits 2004-2013.

VT No.	Type
30-1167	Holes
30-0356	Smooth



Heat Shield Set fits 1 3/4" stock or drag pipe sets, fits 1957-84 XL except 1979.
VT No. 30-0082



30-3360 1986-2003 on Bike

Chrome Exhaust Pipe Heat Shields.

VT No. Type Style

1957-84

30-0099	Front	Stock/Drags
30-0100	Rear	Stock/Drags
30-3218	Rear	Stock/Drags
30-0127	Set	Cycle Shack Drag & Muffler for 1957-85

1986-2003

30-3360	Set	Drag Pipes
---------	-----	------------

2004-up

30-0356	Set	Drag Pipes
---------	-----	------------



Front Muffler Chrome Pipe Junction Shield fits 1984-2003 XL.
VT No. 42-0523



Universal Straight Heat Shields are available for 1 3/4" or 2 1/4" pipes. Includes mounting clamps. Sold individually.

For 2 1/4" Pipes

30-0120	4"
30-0121	10"

For 1 3/4" Pipes

30-0122	10"
30-0123	12"
30-0124	18"



Chrome Heat Shield includes 2 clamps.

VT No. Length

30-0221	5 1/2"
30-0245	9"



Chrome Pipe Shield for 1983-85 XL-XLS models.
VT No. 42-0521



Exhaust Clamp



31-0270



31-1007



31-2103



31-0301

Chrome Muffler End Clamps. 1 $\frac{5}{8}$ " for use when attaching muffler to 1 $\frac{1}{2}$ " tubing.

VT No. I.D. Size

31-0270 1 $\frac{5}{8}$ "

31-2132 1 $\frac{3}{4}$ "

31-1263 1 $\frac{3}{4}$ " Zinc

31-2103 1 $\frac{7}{8}$ "

31-2144 1 $\frac{7}{8}$ " Heavy

31-1007 1 $\frac{7}{8}$ " Super

31-9914 2"

31-0283 2 $\frac{1}{4}$ " Narrow

31-2099 2 $\frac{7}{8}$ "

31-2141 3"

31-1977 3 $\frac{1}{2}$ "

31-2109 3 $\frac{1}{4}$ "

31-4016* 3 $\frac{1}{4}$ "

37-8683 Bolt Set

*Note: Stainless steel sold each




31-2132



31-2144



31-4016



P Clamp



Hanger Clamp

Exhaust Mount Clamps (2" and under).


VT No.	I.D. Size	Style	Length
31-3947	1"	"P" shape	Long
31-2100	1 $\frac{1}{2}$ "	Hanger	Long
31-2101	1 $\frac{3}{4}$ "	Hanger	Long
31-2146	1 $\frac{3}{4}$ "	"P" shape	Short
31-1011	1 $\frac{3}{4}$ "	"P" shape	Long
31-0816	1 $\frac{7}{8}$ "	"P" shape	Short
31-2105	1 $\frac{7}{8}$ "	Hanger	Long
31-2102	2"	"P" shape	Short

Muffler Mount Clamps

VT No.	I.D. Size	Style	Length
31-2120	2 $\frac{1}{2}$ "	Hanger	Long
31-2106	2 $\frac{1}{2}$ "	"P" shape	Short
31-2119	2 $\frac{1}{4}$ "	"P" shape	Short
31-2108	3"	Hanger	Short
31-1977	3 $\frac{1}{2}$ "	Hanger	Short
31-2107	2 $\frac{3}{4}$ "	Hanger	Short



31-0273



31-2131

Frame Mounting Clamp is 1" clamp for mounting exhaust pipes or footpegs. Sold in pairs. Order bolts and nuts separately.

VT No. Finish

31-2131 Chrome

31-0273 Black, P-Type Clamp



31-9971



31-9973


Exhaust Brackets are 1" wide x $\frac{1}{8}$ " thick for mounting goodies, pairs.

VT No. Type

31-9971 3" Short

31-9972 4 $\frac{3}{4}$ " Long

31-9973 L Bend 1" x 3 $\frac{3}{4}$ "



31-2134



31-2115

Chrome Exhaust Strap Brackets.

Straight strap 6" long, $\frac{3}{8}$ " holes. Offset 2" between $\frac{3}{8}$ " holes. Made from $\frac{1}{8}$ " steel.

VT No. Type of Bracket

31-2134 Straight

31-2115 Offset



A



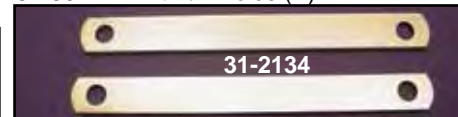
B

Chrome Brackets. Sold in pairs.

VT No. Note

31-0676 With $\frac{3}{8}$ " holes (A)

31-0677 With $\frac{1}{2}$ " holes (B)



31-2134

Universal Chrome Straps are sold in pairs.

VT No. Length

31-2133 3"

31-2134 6"

31-2135 8"



Chrome Angle

Bracket is 7" long.

VT No. 31-0783

Header Clamp



A



B

Chrome Allen Type Exhaust Clamps

feature a unique design which allows the bolt to be nearer the exhaust pipe for positive clamping strength which permits easy access with hex wrench. Available in wide or extra wide. Fit 1957-85.

VT No. Item

31-2112 (A) Standard Wide

31-3942 (B) Extra wide



Stainless Exhaust Head Clamp. Stock type construction for 1952-85 sold in pairs.

VT No. Item

31-0226 Clamps

37-8684 Bolts



2004-up Chrome Exhaust Flange Set

replaces 65184-02.

VT No. 30-0368



Chrome Fitted Exhaust Flange fits

1986-up XL models.

VT No. 30-0857



31-2110

Super Manifold

Clamps are stainless steel aircraft clamps. Designed with

a heat treated 'T' bolt and self-locking nut. Fits 1957-85.

VT No. 31-2110



31-4038

1957-84 Chrome Allen Exhaust Clamps with allen cap screws securing 2 barrel swivels.

VT No. 31-4038




Stainless Steel Taper Valve Kit includes 2 pure stainless extruded sleeves to fit between pipe and exhaust port, to aid in back pressure when drag pipes are

used. Kit includes solid copper machined exhaust seals which will not restrict flow.

VT No. 30-0312



30-0113



30-0355

Stainless Exhaust Taper Valves fit into exhaust between pipe and head to put back the low end torque which is lost when large diameter or straight pipes are used. Fit Evolution with factory or aftermarket pipes, pair.

VT No. Type
30-0113 Machined
30-0355 Extruded



Stainless Steel Taper Valve Exhaust Kit fit into the header at the flange area to compensate for exhaust velocity when large diameter pipes installed. Fits Evolution and XL models 1986-up with large outside diameter aftermarket pipes. Kit includes two valves with gaskets.

VT No. 30-0119



Exhaust Port Gasket of knitted stainless steel. on Evolution engines.

VT No.	Type	Qty
15-0227	Tapered	2
15-0267	Mesh Gasket	5
15-0712	Tapered, James	5
15-0732	Tapered	10



15-1285



15-1274

Exhaust Port Gasket Kit includes two stainless steel knitted gaskets, two snap rings and four heavy duty flange nuts. Fits all 1985-up Twins.

VT No Brand

15-1285 Radii


15-1274 James



30-0101




30-0102




30-0103



30-0216



30-0217



30-0372



30-0618

Pipe Baffles fit inside straight pipes, sold in pairs. Note: Baffle size denotes size of pipe into which it fits.

VT No.	Size	Length
30-0101	1.5"	4"
30-0102	1.75"	4"
30-0103	2"	4"
30-0216	1.75"	8"
30-0217	2"	8"
30-0372	2.25"	4.5"
30-0618	2.25"	4.5"

***Note:** Fits Cycle Shack stainless steel pipes, sold each.



Jims Exhaust Gasket Installer Tool will correctly install exhaust port gaskets into cylinder heads, minimizes gasket distortion. Helps heads flow better.

VT No. 16-2112

Exhaust Flange



1986-up Exhaust Gasket Set includes 2 snap rings.
VT No. 15-0451



Exhaust Flange Kit fits 1986-up Sportster models. Kit includes snap rings and mesh gaskets.

VT No.	Item	U/M
30-0205	Kit	Ea
12-0942	Snap Ring	10
15-0227	Gasket	2
15-0732	Gasket	10
15-0451	Gasket & Snap Ring Kit	Kit
12-1187	Exhaust Stud, 16715-83	5
30-0257	Chrome Flange Only	2
30-0724	Drilled Flange	



Exhaust Stud Kit includes four studs and four stainless flanged nuts. Fits 1986-up Sportster.

VT No.	Item
12-2125	Kit
12-1187	Studs Only



Solid Copper Exhaust Gaskets fit Evolution models.
VT No. 15-0777



Evolution Exhaust Kit includes four chrome cap nuts, four washers and two mesh gaskets. For 1984-up 883-1100-1200 1340 Evolution model.

VT No.	Type
37-8900	V-Twin
15-0726	James



Motor Mount for XLH



31-0591



31-0629



31-2137

Chrome Top Motor Mount for 1986-2003.

VT No. Year OEM

31-0591 1986-94 16278-86A

31-0629 1995-03 16278-95B

42-0027 1986-94 Top Center Mount Cover



Chrome Motor Mounts for Late 1984-2003 Evolution XL.

VT No. Item

31-2137 Front Mount Set

9772-22 Allen As Above

1986-03 Bolt Sets

8871-13 Acorn Center

9773-8 Acorn, Cylinder Head



Chrome Finned Coil Cover fits coils on top motor mount, as on FXR or custom applications.

VT No. 42-0962



Horn Mount Bracket replaces 69135-04.

Fits 2004-up XL.

VT No. 31-0299

1982-03

Chrome 1986-2003 XL Billet Top Motor Mount accepts coil bracket, horn.
VT No. 31-0713



31-0410



9967-4




Chrome Top Front Mount replaces 16214-86, 1986-2003 Evolution XL 883-1100-1200 models.

VT No. Item

31-0410 Mount

9967-4 Bolt Kit



Chrome Teardrop Coil Cover fits top motor mounts with 2 holes such as 31-0664. Includes key switch hole.

VT No. 42-0926



31-0848



31-0849



31-0850

Front Isolator Mount Kit.


VT No. Item

31-0848 2004-16

31-0849 2004-13

31-0850 2014-16

2004-up Motor Mounts




31-0715



31-0882




31-0887



31-0863



31-0884



31-0862



31-1273



31-0881



31-1280

Chrome Allen Bolt Set fits 2004-up motor mounts.
VT No. 2228-16

Motor Mounts for 2004-up.

31-0715 Mount

31-0863 Tie Rod

31-1273 Tie Rod, Chrome

31-0862 Center Mount

31-0881 Tie Link Mount Bracket

31-0882 Rear Iso

31-0883 Pivot

31-0884 Rear Mount

31-0887 Front Iso

31-1280 Front Mount



Top Motor Mount Kits for 1957-76 Sportster in chrome.

VT No. Type

31-0115 2 pc

31-0116 3 pc

37-0867 Chrome Hex Bolt Set



Four Piece Top Motor Mount Kit replaces the following 69129-72 zinc, 16250-57 chrome, 16266-76 zinc, 16265-76 chrome. Fits 1977-81.\

VT No. Item

31-0117 4pc Kit

37-0848 Allen Bolt Set



Top Mounts fit 1979-81.

VT No. Item

31-0135 Upper Front

31-0242 1982-85 XL Upper Front Motor Mount

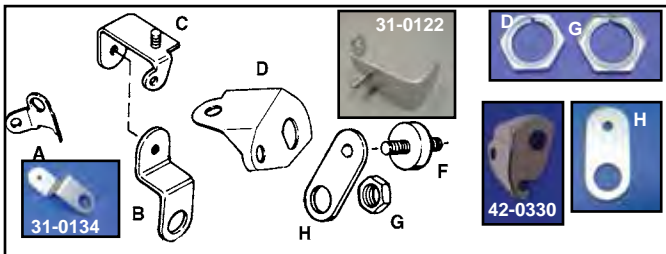


Top Motor Mounts fits 1957-76.

VT No. OEM Item

31-0138 16250-57 Cylinder Head

31-0137 16251-58 Cylinder Head to Frame



Ignition and Horn Brackets are chrome except noted.

VT No.	#	OEM	Years	Type
31-0133	A	69041-73	1973-85	Horn Bumper, Black
31-0134	B	69117-71A	1971-85	Horn Mount, Zinc
31-0122	C	69129-72A	1972-85	Upper Horn & Choke
42-0330	D	71510-72A	1972-up	Switch Cover
28-2247	F	69125-65	1965-up	Iso Mount
12-0550	G	69149-65		Nut, 10 pack
31-0129	H	69117-65	1965-70	Mount, Zinc

Mount for 1957-84 XL-XLCH



1957-77 Chrome Top Motor Mount accepts molded coil. Available with or without hole to mount a universal key switch.

VT No. Type

31-0113 Key Hole

31-0114 No Key Hole



Chrome Front Lower Motor Mount Plates.

VT No. Years Item

31-0120 1952-81


31-3978* 1982-E84

40-0301** 1982-E84

7141-18 1952-84 Acorn Bolt Kit

***Note:** Does not have oil filter provision.

****Note:** Includes oil filter.



Front Lower Motor Mount Bolt Kits fit 1957-84.

VT No. Type

7141-18 Acorn, Stock with Spacer and Washer

7408-10 Extra length for forward pegs, Acorn, Complete
Does not include spacers

9797-20 Allen Type, Complete


9798-20 Stock Hex Type, Chrome, Complete

9799-20 Stock Hex Type, Cadmium, Complete

37-9207 Stock Hex, Chrome, Bolts only


37-9086 Spacer Set, Chrome

37-9158 5 Locating Washers



XL Rear Motor Mount Cast Replacement, top 2 bolt style. Order studs separately.

VT No.	OEM	Years
31-0111	16203-67	1967-81 XLH, 1970-81 XLCH
31-0224	16203-82A	1982-90 XLH



Rear Engine Case Studs. Set of 3.

VT No. OEM Years

12-1151 24817-52 1952-81

12-1150 24825-82 1982-90



Coil



32-7572



32-7573



32-0511



32-0743

Volt Tech Black Molded Coil features black late shape with bobbin type windings. 32-0511 features side terminals for 1983-99.

VT No.	OEM	Year
32-7572	—	1965-79
32-7573	—	1980-82
32-0511	31614-83A	1983-03
32-0743	31655-99	2000-06
32-0771	31656-07A	2007-up
12-0586	7638	All Coil Stud Nut

32-0771



12-0586



80 KV Coil for 1965-99 mounts to stock locations.

VT No. 32-0095



32-0709

32-0712

Andrews Coils. Black coil fits through 1980 with point type ignition sets. Rust colored coils are for 1981 and later with electronic ignition systems. Both coils produce more voltage than stock coils.

VT No.	Color	Ohms	Years
32-0709	Black	4.8	Pre1980
32-0712	Red	2.8	1980-99



Coil



32-7771



32-7800

Accel H.V. Super Coil.

High performance bolt on for points or electronic ignition systems. High-tech molding for exact fit on 1965-99.

VT No.	Ignition	Ohm
32-7771	Points	4.7
32-7800	As Above	Chrome
32-7772	Electronic	2.3
32-7801	As Above	Chrome



32-0090

Accel Single Fire Super Coil features ultra fast coil rise time with voltage output 45% higher than stock and 3.0 ohms of primary resistance. Mounts to stock coil bracket and fits under stock coil covers.

VT No. Finish

32-0090	Yellow
32-7802	Chrome



Accel Power Pulse Coil provides longer spark duration with a greater KV rating and faster rise time than stock coil. Molded in bright yellow epoxy. 12 Volt 1965-83 Twins.

VT No. 32-0130



32-0467



32-0474

V-Tech™ Single Fire Coil gives 1 spark for each cylinder as fired and will mount to stock bracket and accept stock coil cover.

VT No.	Finish
32-0467	Black
32-0474	Chrome



32-0128



32-1268

Volt Tech Stock Coils are factory quality to fit stock brackets.

VT No. OEM Years

32-0711	6 Volt	Pre1965
32-0128	12 Volt	1965-79
32-0129	12 Volt	1980-83 (2.8 ohm)
32-1268	12 Volt	1965-79, Red

Note: VT No. 32-0129 for electronic ignition, top terminal mounting.



32-0711




Chrome Stock Style Coils bolt to original brackets for exact fit.

VT No. OEM Year

32-0513	31609-65A	1965-79
32-0514	31609-80	1980-83
32-0512	31614-83	1984-99



32-0171



32-0172

Blue Streak 45,000 Volt Coils provide more spark and energy than stock coil and the higher voltage eliminates spark deterioration at peak RPM.

VT No.	Years	Type	Ohms
32-0171	1980-99	Electronic Ignition	2.7
32-0172	1965-79	Point Ignition	4.6



31-0131



31-0321



31-0758

Chrome Coil Mount Bracket Kit

VT No.	Year
31-0131	1971-94
31-0321	1995-up
31-0758	2004-up



42-0839



42-0039



42-0418

Coil Cover available in polished stainless or chrome.

VT No.	Fits	Finish
42-0839	1983-03	Chrome
42-0039	1985-03	Stainless
42-0418	1971-78	Chrome

Coil Mount Studs replace 64611-55, 64612-55 models, pairs. Fits 1955-67 XLH.

VT No. 37-9156



Daytona Twin Tec TCFI Gen 4 Auto Tune Fuel Injection Controller is fully programmable plug in replacement for the 36 pin Delphi controller with J1850 data bus.

- Quickly auto-tune fuel curves for front and rear cylinder on a dyno or on-road with new WEGO IID dual channel wide band oxygen sensor interface.
 - Fully programmable plug-in for 36 pin Delphi® controller with J1850 data bus.
 - Powerful Windows software for custom programming and data analysis
 - Full support J1850 data bus used for communications with turn signal/security module (TSM/TSSM) and instrument cluster
 - Support for new 6th gear indicator.
 - Extended data logging and diagnostics. DataFLASH memory stores full 60 minutes of operating data at 10 samples/second.
 - Programmable user input and output.
 - Billet aluminum housing with black anodized finish
 - Easy plug-in installation
 - Supports all sensors including theft/security module
- Includes TCFI Gen 4 plug-in fuel injection controller with billet aluminum housing with black finish, dual channel wide band exhaust gas oxygen sensor interface, two Bosch LSU 4.2 wide band exhaust gas oxygen sensors, and two 18 x 1.5mm weld nuts for exhaust pipes. Quickly auto-tune fuel curves for front and rear cylinders on a dyno or on-road. The robust alpha-N fuel control eliminates problems with long duration/high overlap camshafts. Windows software provides custom programming and data analysis. Its full support for J1850 data bus used for communications with turn signal/security module and instrument cluster.

*NOTE: Not legal for sale or use on pollution controlled vehicles.

Fits 2007-up Sportster

VT No. 32-7401



Dynatek Fusion EFI Ignition Module

VT No.	Sportster	Applications
32-1178	883	2010-13
32-1179	883	2014-up
32-1180	1200	2007-09
32-1181	1200	2010-13
32-1182	1200	2014-up



Dyna Ignition Booster for single point systems only transforms inconsistent electrical surges into controlled bursts of energy to the coil, power is not wasted. **VT No. 32-7787**

Tune Up Kit



V-Twin Tune-Up Kits include plugs, points and condenser. Also available as points and condenser kit only.


With Plugs	Without Plugs	Years	Fits
32-1114	32-0114	1957-70	XLH
32-1115	32-0115	1970-74	XLH
32-1116	32-0116	1958-69	XLCH Magneto
—	32-0115	1975-78	XL
32-1232	—	1957-70	XLCH, Kit



Accel Performance Tune-Ups Kits include replacement spark plugs, matched crown contact points, condenser, gap settings and point cam lube. Kits available without spark plugs.

VT No.	Fits
32-0109	1957-69 XLCH with magneto
32-0107	1957-70 XLH, 1969 XLCH
32-0106	1970-78 XL

ACCEL




Blue Streak Premium Parts for 1970-78 Twins

VT No.	OEM	Item
32-0156	32661-70	Points
32-0157	32726-30A	Condenser



Point Sets.

VT No.	OEM	Model	U/M
32-0117	30605-48	1957-70 XLH, 1970 XLCH	Each
32-0118	32661-70	1970-E78 XLH-XLCH	Each
32-0119	29533-55A	1958-69 XLCH Magneto	Each



Condensers.

VT No.	OEM	Year/Model
32-0121	32726-30A	1957-70 XLH, 1970 XLCH 1971-E78 XLH-XLCH
32-1316	5 pack	As Above
32-1244	—	1957-1970 XLH 1957-1978 XLCH
32-0122	29534-55A	1958-69 XLCH Magneto



Spark Plug and Cover



V-Twin Performance Spark Plugs features a copper core electrode for a longer service life, nickel plated housing, 95% pure alumina insulator and a heat crimping process to ensure a leak free seal.

VT No.	Applications	#
32-6691	1986-up Evolution	6R12
32-6696	1979-85	4R5
32-6697	1971-85	4R
32-6698	1957-78	3

32-1552



Blue Lightning Bug Spark Plug Ends are neon gas filled, glow as strobe lights. Fit plugs with screw terminal fittings only, pair.
VT No. 32-1552



Sparkies are chrome plated die cast covers to fit perfectly on a spark hex for Evolution XL 883-1200 models, pair.
VT No. 37-8953

Autolite



Autolite Platinum Plugs.

VT No.	Autolite#	Year	Model	U/M
32-9232	AP4164DP2	1986-up	V-2 Evolution	Pair

Autolite Spark Plugs, Standard.

VT No.	Auto#	H-D#	Fits	
32-9293	4316	4	1954-79 Hotter Plug	10
32-9294	4123	4R5	1980-85	10
32-9295	4164	6R12	1986-up Evolution XL's	10



OE factory spark plug set have copper coated electrodes for foul resistance.

Sold as a pair. Fits 1971-85 XL. Replaces OEM# 32301-80. Mfg # 4R5.

VT No. 32-8903



1986-up Head Bolt and Spark Plug Covers are die cast and chrome plated to cover entire head bolt area and spark plug base. Held in place by rubber boots on spark plug wires. Fits 883-1200 XL models.

VT No. 42-0741



Champion Spark Plug available in Copper Plus style.

Engine	Fits	HD#	Gap	Copper Plus Champion	Qty	Copper Plus VT No.
1200 V2	1988-up XL	6R12	.040	RA8HC	4	32-7547
1100 V2	1985-87 XL	6R12	.040	RA8HC	4	32-7547
883 V2	1985-up XL	6R12	.040	RA8HC	4	32-7547
1000	1979-85 XL	4-RS	.040	RL82YC	4	32-7545
	1972-78 XL	4	.030	H8C	4	32-7544
	1972-78 XL	4	.030	H10C	4	32-8073**
900	1957-71 XL	4	.030	H8C	4	32-7544
	1957-71 XL	4	.030	H10C	4	32-8073**

***Note: RN13LYC may also be used**

****Note: One heat range hotter than stock replacement plug**




Bosch Spark Plugs sold in pairs. Available in silver type.

Silver: Hard silver center electrode, extended service life.

VT No. 32-1223

Engine	Fits	HD#
1200 V2	1988-up XL	6R12
1100 V2	1985-87 XL	6R12
883 V2	1985-up XL	6R12



Spark Plug Wire Clamp Set.

VT No.	Size	Finish
37-9062	7mm	Chrome
37-2911	8mm	Chrome



Sumax Thunder Volt 50 Black Wire Sets feature a ferrite spiral wound coated core that is a blend of copper/nickel alloy bonded by a conductive acrylic latex cover. This process is

designed to reinforce and assist in holding core resistance to 50 ohms. The fat 10.4 mm (.409") wires also feature three layers of pure zimplex silicone, 600 degrees of heat protection, 102,000 volts dielectric strength with a tightly woven heat treated fiberglass braid and black pro boots bonded to the black with gold lettering wires. Available in 8.2mm or 10.4 mm.

8.2mm	10.4mm	Fits
32-5206	32-0033	1986-2003 XL
32-5204	32-2032	2004-up XL
32-5208	32-5608	24" Universal (2 pc) with 90° boots
32-5202	32-0031	1971-85 XL

Blue Streak Wire Set



Blue Streak XXX Silicone 8mm Wire Sets offer maximum RFI suppression. Copper core wire sets are for point type ignition systems only and feature a copper core wire to allow for special improved electrical conductivity and mechanical strength. All wire sets are

supplied with electrical boots and OEM style terminals that lock onto the spark plug.

Copper Core Sets

VT No.	Year	Model
32-0250	1958-69	XL/XLCH w/Magneto
32-0251	1971-78	XLH/XLCH

VT No. XXX Silicon Sets Replaces

VT No.	XXX Silicon Sets Replaces	
32-0253	Universal Application Self Make Kit	32095-98
32-0257	1986-05 XL	32092-98
32-0261	1998-up 4 Plug XL 1200S	32054-98
32-0270	2004-06 XL	31958-04A
32-0271	2007-up XL	31901-08



32-9101



32-7535

Accel 8.8mm Custom-Fit Ignition Wire Sets are available in 300+ or custom fit.

300+	Custom Fit			
Black	Yellow	Black	Year	Model
32-9101	32-0656	32-8044	L1979-85	XL, XLCH-XLX,
			L1979-82	XLS
32-9101	32-0655	32-8046	1971-E78	XLH-XLCH
32-9102	32-0659	32-8047	1958-69	XL-XLCH w/ Magneto
32-9105	32-7535	32-8050	1986-up	All XL's
8mm V-Twin Wire Set				
—	32-0661	—	1971-83	XL-XLCH

Wire Set



Universal 7 mm Wire Sets are 40" long with double 90° spark boots. Simply cut to the desired length and install coil terminal clips supplied. Available in copper or suppression core.

VT No.	Color	Type
32-0647	Yellow	Suppression
32-0648	Yellow	Copper
32-0650	Orange	Copper
32-0651	Black	Suppression
32-0696	Black	Copper
32-1123	Red	Copper



32-0648



32-0696



32-2024




32-2064



32-2034



32-2004



32-2044



8 mm

Sumax by Taylor Colored 8 mm Plug Wires are pre-cut and have the plug/coil boots and terminals already installed. Designed for electronic ignition, but work great on point types.

Color	1986-03	2004-up
Red	32-7233	32-2024
Purple	—	32-2034
Blue	—	32-2064
Black	32-7033	32-2004
Yellow	—	32-2044



32-7233



Universal 8mm Pro Spark Plug Kits feature 24" wire leads with either 90° or 180° molded plug boots and straight coil boots with brass terminals. Wires feature the Spiro-Pro design which provides 10 times the firepower of carbon core wires and heat protection to 600F. Works with electronic or points style ignition. All wires have a resistance factor of 350 ohm/ft. Great for magnetos, distributors or dual plug heads.

90° Kits	Color	
32-6081	Black	32-6481 Yellow
32-6181	White	32-6681 Blue
32-6281	Red	32-6381 Purple
		32-6085 Black (180° Kit)

42" Accel 8.8 Wire Sets have the ends terminated with a 90° or a variable boot and comes with a hardware kit which includes terminals, boots and instructions.

Variable

VT No.	Color	Type
32-9248	Black	Suppression
32-9252	Yellow	Suppression
32-9253	Yellow	Copper
90°		
32-9250	Black	Suppression
32-9254	Yellow	Suppression
32-7536	Yellow	Copper



32-9248



Splitfire Dual Mag Black 7mm Wire Set incorporates two premium magnetic suppression core conductors, which are protected by a layer of braided fiberglass and a 100% pure silicone outer jacket. Fits 1985-98.

VT No. 32-2086



Ignition Advance Unit



Blue Streak Sifton "Tuneable" Ignition Advance Assembly includes stainless advance base, points plate with "Blue Streak" points and condenser with hardware and 3 pairs of color coated springs which allow full advance at 1400, 2000 and 2600 RPM depending on which spring is selected.
VT No. 32-0713






Mallory Ignition Plate fits all 1971-78 XL models.
VT No. 32-5129



Points Plate Assembly available as stock point and condenser replacement or Accel Super plate with micro chip condenser and 32 oz. spring points. Both for 1970-78.

VT No.	OEM	Item
32-0549	32577-70	Point Plate Assembly
32-0042	32618-70A	Mount Plate Only
37-8809	1047	Point Mount Plate Screws and Washer Assortment
	7115, 6189W	



1970-up Advance Weight Springs.

VT No.	Fits
13-9247	Severe Duty Advance Weight Springs for all Hi-compression and heavily modified engines. Also useful for applications experiencing detonation (pinging) or very erratic idle, pair
13-9246	Heavy Advance Weight Springs for slightly modified stock, low compression or mild stroker application, helps cure minor idle problems, pr
13-0121	Original type replacement. Uses premium grade spring steel, 10 pack



Tuneable Advance Unit features stainless base, heat treated weights cam bolt and 3 different color coded spring sets which allows full advance at 1400, 2000, and 2600 RPM depending on which springs are selected. Can be used with all ignitions, points, single or dual fire types which utilize an advance unit. Springs also available separately.

VT No.	Type	Item
32-9220	Stock	Kit
32-9261	Needle Bearing	Kit
32-7510	Stock Base Only	Base
32-0055	Bolt	



Points Conversion Kit. Both brands include everything necessary for direct replacement on 1971-78 Sportsters or for converting


late model electronic-type back to points. Accel type available with microchip points, which will require a domed shaped points cover such as VT No. 42-0299 to accommodate taller points. The V-Twin unit includes stock style points and condenser and is available with stock needle bearing weights.

VT No.	Item	Type
32-7773	Accel Microchip	Stock
32-0136	V-Twin Points	Stock
32-0150	V-Twin/Points	Needle



Stainless Advance Unit features stainless base, heat treated weights & cam center screw for 1970-up mechanical advance ignition.

VT No.	Item	Brand
32-0178	Set	Sifton
32-0168	Set	V-Tech Note: Without bolt
32-0055	Bolt Only	V-Twin



Advance Units feature heat treated weights. Order center bolt separately.

VT No.	Type
32-7510	With steel base
32-0055	Center bolt




Competition Advance Unit features machined stainless steel shaft and plate, metallic coated weights and special wound springs for exact advance. Replaces 32505-78A for 1970-up, mechanical advance applications. Center screw included.

VT No.	Item	Brand
32-9037	Competition Unit	Rivera
32-9220	Complete with tuneable springs	V-Twin



Points Plate Screws.

VT No.	Year	Type
32-0049	1982-up	Steel
32-0760	1982-up	Stainless
32-0051	1970-81	Steel



Automatic Advance Rebuild Kit includes 2 of the following: springs, weights, and 4 roll pins. For all 1970-78 Twins.

VT No. 32-0140

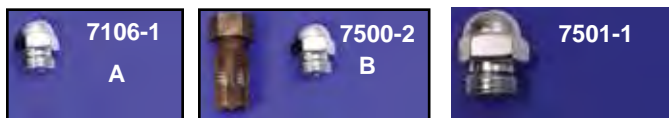


Ignition and Points Cover for XL



1971-03	2004-up		42-0748	Chrome Flame
42-0090	42-0106	Chrome Live to Ride	42-5522	Chrome Flame
42-0087	42-0088	Gold Live to Ride	42-0065	Chrome Flame with Black Skull
42-0035	42-0035	Chrome V-Tech	42-1078	Chrome with Skull
42-0299	42-0299	Chrome Domed	42-1110	Chrome Perforated
42-0662	42-0662	Chrome Flat	42-1115	Black Ball Milled
42-1535		Chrome Flame Mesh Design	42-0155	Chrome Smooth
42-0638		Chrome Finned	42-1058	Chrome Milled Skull
42-0084	42-0081	Chrome Skull	42-1116	Black Smooth
42-0582		Black Chrome Skull	42-1125	Black Perforated
42-0960	42-0960	Chrome Maltese	42-1122	Black with Alloy Flames
42-6100	42-6100	Chrome Raised Maltese	42-1095	Chrome Ball Milled
42-0561	42-0560	Black with Chrome Raised Skull	42-0581	Black with Chrome Skull
	42-1261	Chrome with Chrome Skull	42-0474	Chrome Flame
	42-1262	Chrome with Black Skull	42-0475	Black Flame
	42-1383	Chrome Air Flow	42-0189	Black Smooth
	42-1384	Black Air Flow	42-0198	Chrome Smooth
42-0162	42-0162	Chrome Maltese Spinner	42-0465	Chrome Flames with black mesh
42-1524	42-0464	Chrome with Black Mesh Skull		1970-03
42-0956	42-0956	Chrome Hidden Mounting		1980-up
	42-1176	Chrome Skull with Chain		1970-78 Allen
42-1146	42-1148	Chrome Grooved		1978-up Allen
42-1147	42-1166	Black Grooved		1978-up Chrome Acorn
				2004-up

Timing Plugs



Timing Plugs. Note Stock is 5/8" - 18 thread, Oversize is 11/16" - 16.

A. Acorn style plug fits all Sportster models timing plug holes and oil tanks.

VT No. 7106-1

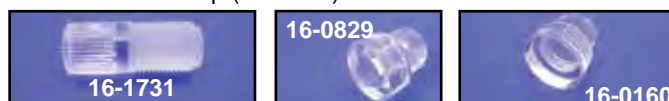
B. Acorn style plug with oversize thread and one tap for rethreading stripped out timing hole. Fits all timing holes.

VT No. Type

7500-2 Plug and Tap (Oversize)

7501-1 Plug Only (Oversize)

9407-1 11/16"-16 Tap (Oversize)



Clear Timing Plugs are available as a long optically clear type or a short standard version with or without the internal hex.

VT No. Item

16-1731 Long Type

16-0829 Hex Type

16-0099 Standard, 10 pack

16-0160 Standard, each



C. Stock Type Timing Plug for 1936-69 in chrome or cadmium finish.

VT No. Finish

8114-1 Chrome

8115-1 Cadmium

9404-1 Cadmium (Oversize)

9304-1 Chrome (Oversize)

D. Functional and custom design plug fits all Sportster timing plug holes and oil tanks.

8610-1 Chrome

8611-1 Cadmium



E. Allen style plug use on all 1970-up replaces 720.

9402-1 Chrome

9403-1 Cadmium

37-9206 Chrome by Gardner-Wescott

9960-1 Chrome (Oversize)



DYNA Ignition



Dyna 2000 Digital Ignition Systems. Systems include Dyna 2000 HD-1 Ignition Module and a matched Dyna Twin Fire Coil for each application.

VT No.	#	Fits
32-0802	SFK-3	1994-up XL
32-0804	SFK-1	Pre 1994 XL
32-9118	Programming Software for 32-0802	
32-9117	Programming Software for 32-0804	



Dyna 2000i Digital Ignition available as a module only or complete kits that include correct coil as listed. Features include single or dual fire operation, 8 advance curves, built in tach driver, adjustable RPM limit from 6000 to 7500

and easy static timing with built in timing indicator. Fits all 1970-98 carbureted models and requires 1983-up sensor cup for 1982 and earlier applications. Advanced Programming Software allows mechanic or tuner the ability to fine tune 2000i ignition but requires adapter harness.

VT No.	Item
32-9151	Kit Single Plug/Single Fire with DC3-1
32-9152	Kit Dual Plug/Single Fire with DC1-1
32-9153	Kit Dual Plug/Dual Fire with DC2-1
32-9155	Kit Single Plug/Single Fire with DC6-5 miniature coil
32-9159	Module Only
32-9087	Sensor Cup, 1983-94
32-9124	Sensor Cup, 1995-up
32-9052	Cup Screw, 10 pk
32-9120	Advanced Programming Software for Above Ignitions
32-9121	Software Adapter Harness for Above Ignitions

Power Commander V Fuel and Ignition Timing Control for each cylinder in a new smaller enclosure. Rev Xtend feature increases stock rev limiter. Switch between two maps "on the fly" maps can be adjusted on a "per gear" basis. Allows for one map per cylinder per gear if required. Adjustment of fuel and timing based on engine temperature is provided by the cold start feature. Will power up with USB cable only for programming. Note: not legal for use on pollution controlled vehicle

VT No.	Fits
32-0844	2007-2009 XL 883
32-0846	2007-2009 XL 1200
32-1031	2010-12 XL 883
32-1032	2010-12 XL 1200
32-1051	2013-up XL 883



Dyna	Application
DC6-5	All FXR-FXST and Dyna
DC6-4	Dual Spark Plug Head

Dyna Twin Fire Ignition Coils are designed to work with Dyna 2000 HD-I ignition modules. Twin fire coils are slightly larger than stock coils, fit the stock mounting bracket. Twin fire coils can be used with any electric advance ignition system that incorporates dwell control except Dyna DS6-2 or similar type ignitions.

VT No.	Dyna	Ohms/Type
32-9285	DC6-5	3 (A)Twin Fire II Miniature Dual Output Towers, Replaces DC6-3
32-9264	DC6-4	3 (B) Four output towers Fits Dual Spark Plug

Daytona Twin Tec



Daytona Twin Tec Internal Ignition Kit for 1998-03 Sportster models (except 1200S). Kit includes matching Deutsch plug and harness for single fire conversion, coil and spark plug wire set.
VT No. 32-3016



Twin Tec Internal Ignition for 1970-99 Big Twin models and 1971-1997 XL. Two advance curve families with adjustable advance slope accommodate stock to highly modified engines. Digitally set RPM Limit (100 RPM Steps). Selectable single or dual fire mode. Coil outputs protected against short circuits. Optional PC link cable and software for programming custom advance curve
VT No. 32-1005



Daytona Twin Tec External Ignition Kits include module, coil and spark plug wire set.

VT No.	Fits
32-3017	1990-93 Sportster
32-3018	1994-99 Sportster




Daytona Twin Tec Internal Ignition Kit for 1971-97 Sportster models. Kit includes ignition, coil and spark plug wire set.

VT No. 32-3015



Sensor Cup Kit includes special screw to fit all "Sensor" type ignition kits. Fits 1995-99.
VT No. 32-9124



Dyna 'S' Hi-Performance Ignition System is completely self contained, fits behind ignition cover, uses magnetic rotor with the original spark advancer so factory advance curve is maintained. Improves performance,

extends spark plug life, eliminates points and condensers. Great for dual plugged heads, on 1980-up use advance mechanism VT No. 32-7510. **VT No. 32-7778** (DS6-1)



Replacement Rotor for Dyna Ignitions.

VT No. Fits
32-9300 DS-6-1
32-9301 DS-6-2



Dyna 'S' Single Fire Ignition has the features of the Dyna 'S', but fires front and rear cylinders independently of each other which allows accurate timing of each cylinder. Stock ignition systems fire both cylinders at the same time which has the wasted sparks on the exhaust stroke. This eliminates this inherent problem. For use with either dual or single plug heads. On 1980-up models, use VT No. 32-7510 Advance assembly. **VT No. 32-7777** (DS6-2)



Ignition Sensor Plate Assembly.

VT No. OEM Fits
32-9020 32400-80A 1980-94 XL
32-0519 32400-94 1995-97 XL



Dyna Electric Tach Adapter Kit must be used with Dyna 'S' single fire ignition is installed on any twins when electric tach is used.

VT No. 32-7799



Daytona Twin Tec External Single Fire Ignition Conversion Kit includes 50 state street legal selectable ignition module, sensor plate, rotor cup and adapter harness that allows use of tachometer and single fire coil. Allows use of external ignition on all 1970-1999 carbureted only Big Twins and 1971-2003 XL models. Helps prevent heat related ignition failures by replacing heat sensitive internal nose-cone style ignitions. Also available as complete kit with correct 3.0 ohm single fire coil and plug wire set.

VT No. Item

32-3047 Conversion Kit

32-3048 Complete Conversion Kit with Coil and Wires


Dyna Ignition



Dyna S Performance Ignition Systems.

Available in dual or single fire for street applications only. Each kit includes sensor plate assembly and correct coil for each application. Single plug only. 1980-up applications require 32-7510 advance mechanism.

VT No. # Type
32-0800 DSK-6-2 Single Fire
32-0801 SDK-6-1 Dual Fire



Dyna Coils. 35,000 volts! Works with all points ignitions, after-market or factory electronic ignitions.

VT No.	Volt	Ohm	#	Dyna	Type	U/M
32-7789	12V	3	A	DC-1	Angle, Dual	Pair
32-7790	6V	1½	A	DC-2	Angle, Dual	Pair

Use 2 for dual plug heads

32-7792	12V	3	C electro	DC-6	Stock, Dual	Each
32-7793*	12V	5	C points	DC-7	Stock, Dual	Each
32-8055	12V	3	B	DC-3	Angle, Single	Pair
32-8086	12V	5	A	DC-8	Angle, Dual	Pair
32-9035	12V	5	B	DC-10-1	Angle, Single	Pair

*Note: Use 2 for single fire ignition.



Crane H1-4N Multi Function Performance Ignition features one piece machined aluminum housing, BCD switches with solid detent and legible markings,

which allows easy adjustments of mode. Advance rate and rev limit, single or dual fire operation and initial timing marks that allows precise adjustment. Fits 1970-97 XL. Also available as an ignition kit which includes H1-4N ignition, single fire coil and 8.5 mm plug wire set.

VT No. Item
32-1731 H1-4N Ignition
32-1732 H1-4N Kit

Single Fire: Just the spark plug for the piston that is in its compression stroke will be fired. The other piston, being in its overlap position will not be ignited.

Dual Fire: Both spark plugs are fired simultaneously at the time only one piston is in its compression stroke. This is the way the stock motor works.

Single Plug: One spark plug in each head. Total of 2 spark plugs in one engine.

Dual Plug: Two spark plugs in each head. Total of 4 spark plugs in one engine.



Module for XL



Power Commander III Engine Management System is for fuel injected models and allows for both fuel and ignition adjustments. USB cable and 9 volt battery power adapter are included. The Power Commander includes an link cable and software package which allows you to fully map the fuel ignition curves on a computer. If a computer is not available, the fuel curves can be adjusted by using three touch buttons on the face plate. This unit includes a specific map, designed to improve performance over stock. Fits 2007-2008 XL 883, EFI model.

VT No. 32-3029



Replacement Ignition Modules bolt-on replacements. Harness 32-9014 required as noted.

VT No. OEM Fits

42-0399 Cover

32-2218 32466-95A 1995-97 XLH 883



32-1049

32-7806

S&S Spark Technology Ignition System Installation Kit

32-1049 1986-03

32-7806 2004-up



Compu-Fire Plug In Performance Ignition Module features programmable advance curve,

RPM limit, Single Fire or Dual Fire operation, Accu-Ray Timing light which simplifies installation and two selectable levels of VOES control. Fits 1996-97 8 pin Deutsch style. **Note:** Each module has two pigtails and plug connector.

White lead goes to tach, red lead goes to the second coil for single fire operation.

VT No. 32-2503



32-1053



32-1060

Power Commander V features 2 position map switching function, gear and analog input. Power commander also allows each cylinder to be mapped individually and for each gear. This has 10 throttle position columns, and enhanced accel pump utility. Unit has a -100/+250 percent fuel change range and is compatible with 2009 and newer models.

VT No. Fits

32-1053 2014-up 883

32-1060 2014-up 1200

958



Self Learning Module by Accel helps regain control of fuel injected bike. Improves mileage-while increasing power and reducing emissions, works on all stock and mildly modified. Automatic recalibration-optimizing

modifications gains expected from performance exhausts, air cleaners and camshafts. Easy installation-direct plug-in connections to factory throttle position, crank shaft position, and oxygen sensors. Self learning-module seamlessly compensates for changing loads, weather conditions and altitude while you ride; no need dyno tuning sessions or downloading new calibration maps to a laptop computer. Smoother running engine-eliminates to pop and bang associated with a mis-programmed ECU due to intake or exhaust modifications, the need to re flash the factory ECU has been eliminated, truly a plug and play proposition. ACCEL NO. SLM03 07-11 Sportster utilizes factory installed O2 sensors

VT No. 32-1702



32-3035

Dyna Tek FI Controller is a plug module that offer 3 user selectable base fuel curves that are designed to improve engine operation and can be modified to suit a wide variety of modifications. Fuel mixture can be enriched or leaned as required. The Dyna FI controller uses the factory connectors for

easy installation and there is no PC required for tuning or adjusting the fuel curves. There are no modifications required to the stock ECU and removing the Dyna FI controller returns the vehicle to the factory configuration.

VT No. Fits

32-3035 2007-09 XL 883

32-3036 2007-09 XL 1200




Accel Late Model Super Coil for late model Twins with carb. Features faster rise time, higher voltage, maximum spark and energy to spark plugs for quicker starting, improved idle and crisper throttle response. Fits in OEM location and is available in black finish. Fits 2005-06 All XL models.

VT No. 32-1810



32-9079



32-9080

Vacuum Switch Assembly

VT No. OEM Fits

32-9079 26557-83 83-85 XL-XLS-XLX

32-9080 26558-84 1986-93 All XL



32-9123

32-1067

32-1068

Dyna 2000 Ignition Modules for 2000-up Sportster models feature programmable advance curves, rev limiter and LED diagnostic lamp for easy static timing. Plugs into stock harness and bolts to stock module location.

VT No. Fits

32-9123 2004-07 with carburetor

32-1067 2007-up 883 with EFI

32-1068 2007-up 1200 with EFI



Charging System



32-9099



Back Side of 32-9099

Alternator Rotor by Volt Tech features vibration proof magnet construction, as magnets are held in place by a stainless steel non-magnetic insert for durability. Unit includes sprocket. OE type has stock type magnets.

VT No.	Teeth	Year
32-9099	35	1991-2003
32-0024	38	2004-up
32-0030	34	2004-up



Alternator Rotor Clutch Shell Assembly feature vibration proof magnet construction, as magnets are held in place by stainless steel non-magnetic insert for durability. Replaces 36791-84. Fits 1984-90. Bearing and ring gear included.

VT No. 18-8324



32-0472

Volt-Tech 1991-up Charging System for XL models. Complete kits include rotor, stator, regulator and all hardware necessary for complete installation.

VT No.	Year	Teeth
32-0471	1991-93	35
32-0472	1994-03	35
32-0023	2004-up	38
32-0025	2004-up	34



32-0473

Charging System fits 1984-90 XL models with alternator in clutch drum. Kit includes alternator rotor clutch shell assembly with bearing and ring gear installed, which features vibration proof magnet construction, as magnets are held in place by stainless steel non-magnetic insert, stator and chrome regulator.

VT No. 32-0473


Charging System Kit for XL's developed by V-Twin in 1995

Warranty

All Electrical Components sold as individual pieces or in kits are covered under our warranty "Replacement Only" Provision. All electrical related item part numbers begin with a 32 prefix. No credit will be issued for these items as they are exchange only.



Unmolded



Molded

Stators replace stock units for models listed in molded or unmolded type. 32-0965 features heavy duty copper windings.

VT No.	Brand	Type
1985-89 XL, Replaces 29967-84A, 19 Amp		
32-7566	Volt Tech	Unmolded
32-9043	Accel	Unmolded
32-9044	Accel	Molded
1990-06 XL, Replaces 29967-89A, 22 Amp		
32-9230	Volt Tech	Unmolded
32-0965	Volt Tech	Unmolded
32-9046	Accel	Unmolded
2007-up XL, Replaces 29997-07A		
32-0958	Volt Tech	Unmolded



32-0965



XL



Regulator



Chrome



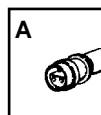
32-0809



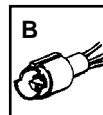
32-0684



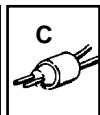
32-0989



A




B



C



D



E

Volt Tech™ and Accel Solid State Regulators feature rugged aluminum alloy construction. Accel Brand available in chrome, alloy or black stock finish with polished top fins or Volt Tech's black or chrome finish. Provides more accurately regulated voltage under all electrical loads. All units listed carry the full replacement warranty by Accel or Volt Tech.

Accel Black	Accel Alloy	Accel Chrome	Volt Tech Black	Volt Tech Chrome	Dome Chrome	Replace OEM	Lead	# Fits	Charging System Type
—	—	—	32-0618	32-1532	—	All 6V	N/A	D	1958-64 XL-XLH-XLCH, Replaces Mechanical Regulator
32-8064	32-0607	32-0857	32-0619	32-0989	—	All 12V	N/A	D	1965-77 XL-XLH-XLCH
—	—	32-0851	32-0617	—	32-0684	74504-78	5"	A	1958-69 FL-FLH replaces Mechanical Regulator
—	—	32-0853	32-0620	32-0032	—	74504-82	5"	A	1977 XLCH, 78-81 XLH-XLCH-XLS 12V Gen.
32-8068	—	32-0854	32-7570	32-0782	—	74523-84A		B	1982-84 XL-XLS-XLX with 12V Gen.,
32-8170	—	32-0855	32-9002	32-0798	—	74523-91/92		B	1982-E84 uses 12V Gen.,
32-8171	—	32-1856	32-7530	32-0779	—	74523-92A		L	1984 uses 12V Alt. and 74523-84A Reg.
32-8172	—	32-1857	32-0669	32-0777	—	74523-94		29"	1984-90 XL 19 Amp. Alt.
—	—	32-1858	32-0811	32-0809	—	74523-04		9"	1991-93 XL 22 Amp. Alt.
—	—	—	32-0981	32-0982	—	74546-07A		C	1992-93 XL
—	—	—	32-0980	32-0984	—	74711-08		C	1994-03 XL
								C	2004-06 XL 22 Amp
								E	2007 XL
								E	2009-up XL




32-0623



32-0621



32-0626




42-0453

Chrome Voltage Regulator Cover features open center grill to allow for cooling of regulator. Fits 1985-03 XL. VT No. 42-0453

Replica Mechanical Regulators for generator systems. Each unit features heavy duty shock mounted steel bases, vibration resistant internal wire connections, fiber and mylar insulated pads and large diameter contact surfaces.

Black	Chrome	OEM	Brand	Type	Note
—	32-0763		Accel	6V 2 Brush	(A)
32-0623	32-0624	74510-47A	VT	6V 2 Brush	(A)
32-1209	—		Delco		
32-0626	32-0627	74511-65	Accel	12V Bosch Type	(B)
32-0625	—	74511-65	Bosch	12V Bosch Zinc	(B)
32-0621	32-0622	74510-64	Accel	12V Delco Type	(C)
32-0995	—		Delco	12V Delco	

A. Fits 1952-65 XLH
B. Fits 1965-78 XLCH Kick Starter
C. Fits XLH 1967-78



32-0071



32-0067

"Look-A-Like" Relay is exact shape and size of earlier 6V relay and will mount the same. Electronic design will function with 2 brush generators.

VT No. Volt
32-0071 12V
32-0067 6V



Solid State Generator Regulator features die-cast chrome end cover which mounts to all 1965-77, 12 Volt, 2 brush generators. Small solid state regulators fits behind cover for a clean look.

VT No. 32-7757



Chrome Solid State Regulator Mount bolts directly to 2 brush generator housings on Big Twin and Sportsters models. Fits Accel and V-Twin finned type regulators.

VT No. 31-0207



42-0399



42-0442



42-0403



42-0402

Chrome Regulator Covers

VT No.	Type	Fits	Volt
42-0399	Module	1980-03	12
42-0403	Delco	Large	12
42-0402	Bosch	Center screw	12
42-0442	Delco	3 Brush	6
42-1047	Delco	Black	6



31-0170



31-0593

Rectifier-Regulator Mount.

VT No.	Year	Model	Type	Finish
31-0170	1970-78	XLCH	Stock	Zinc
31-0593	1958-85	Generator Mount Type	Bosch	Chrome



Distributor



Unilite Distributor includes gear. Features 12 volt electronic performance. Dual fire type. No external box required. Electronic ignition module fits inside distributor. Adjustable advance limit, using spring kit pre1970, Use with low resistance coils as low as 2 ohms for greater spark energy. No points to adjust or replace. Use larger spark plug gaps up to .040. Billet aluminum housing. Top may be removed without removal of front cylinder head.

Use larger spark plug gaps up to .040. Billet aluminum housing. Top may be removed without removal of front cylinder head.

VT No.	Item	Year
32-0174	Accel Distributor XL	1952-70
32-7792	Dyna Coil	3 Ohm



Chrome Auto Advance Distributors are completely assembled with gear and all internal parts. The XLH type fits 1952-70 Sportster models and requires **VT No. 31-3966 hold down**.

VT No.	OEM	Years/Model	Type
32-7558	32506-70	1952-70 XLH	Complete
42-0300	32589-65	1965-70	Top Only
31-3966	32515-66	1952-70 XL	Clamp



Electronic Advance Distributor with rev limiting for 1952-70 Sportster models. Features adjustable electronic advance curves, single on dual fire modes and CNC machined billet housing. Use with a 3 ohm coil. **VT No. 32-7804**



Distributor Hold Down Clamp.
VT No. 31-3966

2 Brush Generator Component



Replica Generator Armatures feature heavy copper windings on precision shafts with solid copper commutator.

VT No.	OEM	Volt	Fits	Brand
32-0224	30851-65A	12V	1965-80	Accel
32-0226	30851-58	6V	1958-60	VT
32-0222	30851-65A	12V	1965-80	VT



Replica 2 Brush Field Coils feature warp-free laminates and heavy copper core winding. Matched pair with lead.

VT No.	OEM	Type	Model
32-0229	30201-58A	58/61	6 Volt
32-7599	30201-65	65	12 Volt



Generator End Brush Band for 1966-80 2-brush generators replaces 30475-66 with bolt.

VT No.	Finish
32-0199	Chrome
32-0200	Black



Generator Mount Gaskets.
VT No. Fits
15-0150 1958-69 10 pack
15-0565 1958-69 Gary Bang, pair



2-Brush 1958-69 Generator Terminal Kits include nuts and insulators.
VT No. 2127-11



2 Brush Generator Hardware Kits include gaskets and replacement hardware as shown. **VT No. 32-0227**




Generator Terminal Nuts replace 7634, on all generators 1930-up, 10 pack.

VT No.	Type
12-0572	Brass
12-0581	Steel with star washer



VT No.	OEM	Item	Year
32-0217	31035-58	Oil Deflector	1958-81
32-0217	32-0219	32-0219 31067-63 Washer	1958-69



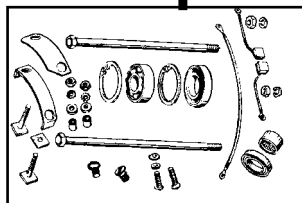
VT No.	OEM	Fits	Model
32-0234	30426-58	1958-80	2 Brush
32-0231*	29913-82	1981-84	Hitachi

*Note: V-Twin Replica

Component

2-Brush Generator Components available separately.

VT No.	OEM	Item
32-0164	30012-58	Bolt (2)
32-0234	30426-58	Brush Set
32-0231	29913-82	Brush Set, Hitachi
12-0581	7634	Terminal Nut
12-2120	30280-58	Pole Screw
32-0209	30350-58	6 Volt Brush Holder
32-0210	30450-66	12 Volt Brush Holder
13-0117	30453-58	Brush Spring, 10 pack
12-0302	9005	Brush End Bearing
12-0303	9007	Gear End Bearing
12-0304	9007	As Above (Open)
10-2553	30148-58	Comm End Cover Bushing



Generator Rebuild Kit. Complete as shown, all small parts necessary for rebuilding a 6 or 12 Volt, 2-Brush Generator.
VT No. 32-0431

12-0319	9064	End Cover Bearing
12-0902	11004	Front Retaining Ring
14-0112	30145-46A	1958-69 Large Seal

Hitachi Style Generator Parts for 1977-E84 models as a high output unit.

VT No.	OEM	Item
N/A	29978-77A	Generator Complete
N/A	29920-82	Armature
N/A	29922-82	Field Coils
10-8542	29907-82	Thrust Washer .004
10-8543	29908-82	Thrust Washer .010
10-8544	29909-82	Thrust Washer .020
10-8545	29910-82	Thrust Washer .039
14-0627	29911-82	Oil Seal
32-0231	29913-82	Brush Set
15-1023	30143-58	Gasket
32-0221	31073-63A	Drive Gear, 14T
42-0522	31599-82	Chrome End Cover



Generator



32-0790



32-0787

2-Brush Generators with built-in regulators by Cycle Electric or Volt Tech brand. All styles fit 1952-81 XL. Order gear kits separately. **VT No.'s 32-9000, 32-0788 and 32-0789** in addition to models noted above will also replace Hitachi generator on 1981-E85 XL models. Order VT No. 32-0983 for gear kit to complete the installation. Units noted as low output for use with VT No. 53-0505 mini 12V battery.

VT No.	Volt	Type	Finish	Brand
32-0212	12V	Low Output	Black	CE
32-0790	12V	Low Output	Black	VT
32-0787	12V	Low Output	Chrome	VT
32-9000	12V	High Output	Black	CE
32-0788	12V	High Output	Black	VT
32-0789	12V	High Output	Chrome	VT
32-9001	6V	Standard	Black	CE
32-0983	XL	Gear Kit 14T		



Generator Screws.

VT No.	Year	Finish	Type
8877-2	1957-70	Chrome	Stock
8878-2	1957-70	Cadmium	Stock
9757-2	1957-70	Chrome	Allen
7154-2	1971-84	Chrome	Acorn
8787-2	1971-84	Chrome	Allen
9880-2	1971-84	Chrome	Stock
9881-2	1971-84	Zinc	Stock



Generator Gear Kit is available as complete installation kit. Kits include gear, deflector nuts and proper pieces for each application. Fits 1959-81. 14 Teeth.

VT No.	Item
32-0983	Kit
32-0221	Gear Only



32-0207



32-0967

2-Brush Generator by Cycle Electric or Volt Tech. All styles fit 1952-81. Order gear kit separately.

VT No.	OEM	Volts	Type	Finish
32-8999		12V	VT	Black
32-8998		12V	VT	Chrome
32-7526	29975-65A	12V	CE	Black
32-0967	29975-65A	12V	VT	Black
32-0207	29975-65A	12V	VT	Chrome
32-1530	With gear	12V	VT	Chrome
32-0213	29975-61A	6V	CE	Black
32-0214	29975-61A	6V	VT	Black
32-0983	XL Gear Kit	14 Tooth		



32-0785

Regulator End Cover features solid state components in generator end cover. Cover with needle bearing installed black with fins for all 29975-65A 12 volt and 29975-61A generators. ***Note:** Built in indicator light.

VT No.	Type	Type	Brand
32-7768	12 Volt	Black	CE
32-0795	12 Volt	Black	VT
32-0785	12 Volt	Chrome	VT
32-0969*	12 Volt		VT
32-0970*	12 Volt		VT



Regulator End Cover by Cycle Electric to replace the units on their generators VT No. 32-9000 12 Volt High Output, VT No. 32-9001 6 Volt and VT No. 32-0212

32-7762	12 Volt Low Output
32-7758	12 Volt High Output

Warranty Information
Volt Tech Brand Electrical Products Warranty claims are serviced through our Missouri Facility. Cycle Electric warranty claims are returned to Cycle Electric Co in Ohio. Allow extra time for these claims. All electric items will be repaired & replaced at manufacturer's discretion, no credit will be issued for these returns.



Alternator Conversion Kit



32-0371



32-0372

Alternator Conversion Kit replaces original generator and regulator. Compact, high output alternator 3 1/4" long, weighing only 3lbs. Features include high power output, 17 amp@1000RPM, billet housing, for strength and accurate alignment, stress proof shaft which is stronger than stock. Includes alternator unit in chrome or black, black voltage regulator and instructions. Fits 12V 1965-83 XL as well pre 1965 which have been converted to 12V electric, may be used on earlier models if generator bolt holes in case are drilled out to 5/16". Cannot be used with mini (12N55A-3B) battery.

VT No.	Item
32-7528	Complete Kit, Black Alt/Black Reg
32-0390	Complete Kit, Chrome Alt/Black Reg
32-0371	Black Alternator
32-0372	Chrome Alternator
32-0667	Replacement Black Regulator
31-0172	Regulator Mount Bracket



32-0390

Internal View



32-1671



32-1673



32-1674



32-1676

Alternator Conversion Kit for Sportsters.

VT No.	Item	Year
32-1671	Black	1971-83
32-1673	Chrome	1958-70
32-1674	Chrome	1971-83
32-1676	Black	1958-70




1991-up Starter Motor



Chrome Starter Assembly VT No. 32-5127 features built in button for remote starting. Unit has polished aluminum parts and chrome steel parts. Fits 1981-07 XL.
VT No. 32-5127



Push Button Starter End Cap.
VT No. Finish
32-0742 Chrome
32-1195 Black



Chrome Starter Solenoid Plate replaces 31688-90. Fits 1994-up XL models.
VT No. 32-7798



High Torque Starter Motor by Volt Tech are available with 1.4 kw field wound. Stock starter motor is 1.2 kw field wound type. Chrome units have all aluminum parts, polished and all steel parts chrome plated. All units are supplied with jackshaft bolt.

VT No. Finish Year
32-5124 Black 1981-up
32-5125 Chrome 1981-up

Stock Black Starter Motor and Parts.

VT No.	OEM	Fits	Item
32-9072	31390-91B	1991-up XL	Motor complete
32-9075	31546-81	1981-94 883	Solenoid Assembly
		1981-90 1100	
		1981-90 1200	
32-9346	31605-90	1981-94 883	Solenoid Repair Kit
		1981-90 1200	
32-9347	31603-91	1991-up 1200	Solenoid Repair Kit
32-7769	31575-81	1981-90 XL	Brush Set
32-1427		1989-up BT	
		1981-91 XL	Solenoid Repair Kit

***Note:** Provides 15% greater torque over stock starter motor.

Starter Motor Cover



Chrome Starter Covers completely cover the top of the right side of starter motor. **42-0347** covers the end of starter and solenoid only.

VT No. Fits Type
42-0347 1981-90 One Piece
42-0349 1991-2003 Three Piece



Chrome Generator Covers.

VT No. Type Year
42-0414 2 Brush, End 1958-81
42-0522 Hitachi, End 1982-84
42-0406 2 Brush, Body Wrap 1958-81



Belt Buckles.

VT No. Style
48-1351 Ironhead Motor
48-1512 XL Gas Tank
48-1473 XLH Ironhead
48-1545 XL Points Cover
48-7787 XLCH Sportster
48-1522 Complete Set



Replica Starter Motor



Hitachi Type Starters are replicas for 1974-76, Parts interchange with original, 5" overall body length.

VT No.	OEM	Item
32-7760	31570-73	Complete, Black
32-1307		Complete, Black
32-7761	31570-73	Complete, Chrome
32-0306	31580-73	Armature
32-7769	31575-81	Brush Set, 1981-90 XL only
32-0307	31582-73	Brush Set
32-0308	31579-73	Field Coils
32-0059	31576-73	Thru Bolts
12-0347	31583-73	Bearing, Drive End



High Torque Starter Motor features 1.4 kw design that generates more power and shaft speed than original type .8 kw starter.

1.4 KW

VT No.	Finish	Type
32-5122	Black	Hitachi
32-5123	Chrome	Hitachi
32-5120	Black	Prestolite
32-5121	Chrome	Prestolite




Warranty

All Electrical Components sold as individual pieces or in kits are covered under our warranty "Replacement Only" Provision. All electrical related item part numbers begin with a 32 prefix. No credit will be issued for these items as they are exchange only.



Prestolite Type Starter Motor replaces Prestolite starter used on 1967-73 XL, 1977-80 XL models. Chromed unit is completely chromed. 6" overall body length.

VT No.	OEM	Item
32-7524	31458-66A	Complete, Chrome
32-7525	31458-66A	Complete, Black
32-1308		Complete, Black
32-0303	31542-66	Armature
32-0680	31540-66	Field Coil Set
32-0592	31535-66	Thru Bolts
12-0325	31539-66	Bearing



Starter Brush Spring for Hitachi Starter Motors 1973-up.

VT No.	OEM	Years
13-0223	31593-73	1973-80
13-9157	31557-81	1981-up, Compression
13-9220	31600-90	1990-up, Starter Clutch Assembly



Starter Motor Clamp Fits 1973-80. Replaces 31473-67 in stainless.




VT No. 31-0099



Hitachi Starter Hardware Kit includes brushes, holder, springs, thru bolts and insulator commutator end bushing for 1973-80.

VT No. 32-0553

Starter Relay



Start Boost Relay will reduce 12v voltage drop in single fire ignition applications during cranking will allow full battery voltage to the module and coil.

VT No. 32-3000

Starter Relays

VT No.	#	OEM	Fits
32-0640	A	71463-73A	1975-79 XL Accel
32-0641	B	71463-73A	As Above V-Twin, Replica
32-0642	C	31506-79	1980-90 All
32-0738	D	—	As Above with Weather Proof Skirt
32-9076	E	31504-91A	1991-03 All XL
32-0643		71455-67	1967-E68, L71-74 XL
32-0185	F	71455-67	1967-E68
32-0768	G	31601-04	2004-11 XL
32-1160		31586-07	2012-up XL

Starter Relay Connectors

VT No.	OEM	Fits
32-8036	72046-79C	1979-up All Twins
32-8041	4-lug	1973-78 All Twins when using 1979-90 type starter relay
32-8042	5-lug	As Above

Note: 32-8036 includes crimp style connector ends and 32-8041 and 32-8042 includes pigtail harness.





32-0699



32-0633



32-0632

Starter Solenoid replaces 71469-65 used on 1967-80.


VT No.	Brand	Finish
32-0699	Volt Tech	Zinc
32-0633	Accel	Zinc
32-0632	Accel	Chrome
32-1021	Volt Tech	Chrome



32-0698

Starter Solenoid Kit fits 1967-80. Kit includes chrome or zinc solenoid, outer & inner rubber boot, foam gasket, bolts & spacer.

VT No.	Finish
32-0697	Zinc
32-0698	Chrome



42-1034

Chrome Solenoid End Cover. Order roller boots separately.



28-0117

VT No.	Item
42-1034	Cover
28-0117	Boot
42-0400	Cover



Solenoid Plunger Hardware fits 1967-80 solenoids.

VT No. 32-7571



42-0413



42-0412



42-0410

Chrome Starter Motor Covers

VT No.	OEM	Type	Model
42-0413	31565-67	End	Prestolite 1967-80 XL-FL Hitachi 1973-80XL
42-0412	31350-83T	Wrap Long	Prestolite 1966-82 FL 1967-80 XLH
42-0410	31351-83T	Wrap Short	Hitachi 1974-E76 XLH



18-3640



18-3645

Starter Ring Gears for replacement on stock clutch drums only. Must be welded on. **Note:** Bevel edge is for welding (out-side) teeth side.

VT No.	Fits	Teeth
18-3640	1967-80	62T
18-3645	1981-E84	78T
18-3646	1984 ¹ / ₂ -90	78T
18-3647	1991-up	78T



Starter Housing. Order needle bearing separately.

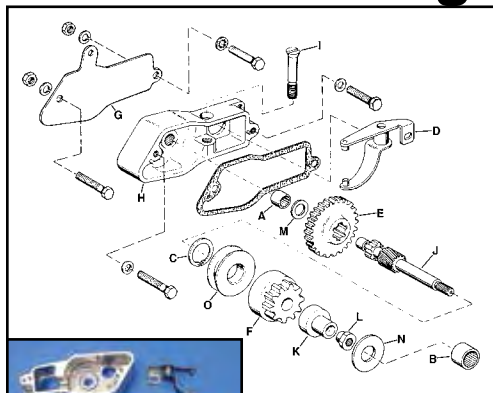
VT No.	Type
43-9132	1967-72 Prestolite
43-9133	1973-78 Hitachi
12-0317	Needle Bearing
15-0152	Gasket



Starter Block Plate fits 1970-78 XLCH's also be used on all 1970-78 XLH when starter assembly is removed. Replaces 31460-70.

VT No. 31-0126

Starter Housing Kit



43-9155


1967-80 XL

XLH Starter Parts listed below fit 1967-80 XLH electric start Sportsters.

VT No.	OEM	#	Item
43-9155	Kit		Includes A, B, C, D, E, F, H, I, J, K, L, M, N, O
	Prestolite		
43-9154	Hitachi Kit	As Above	
12-0317	9062	A	Bearing
12-0318	9063	B	Bearing
12-0934	11039	C	Snap Ring
17-1501	31424-67	D	Lever
17-0080	31429-67	E	Gear
32-0639	31443-65A	F	Bendix Drive
31-0126	31460-70	G	Block Off Plate
43-9132	31462-67	H	Housing, Presto
43-9133	31462-74	H	Housing, Hitachi
17-1500	31478-67	I	Bolt
17-0083	31483-67	J	Shaft
17-0082	31490-67	K	Spacer
17-0081	31493-67	L	Nut
17-0093	Kit	L&K	Nut/Spacer
17-1503	31501-65	M	Washer
17-1504	31502-65	N	Washer
17-1502	31503-65	O	Collar
17-1512	Kit		C, K, L, M, N



12-0318



17-0083



17-1502




17-1504



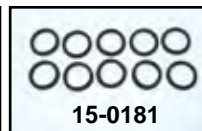
1967-80 XL Starter Shaft Assembly. Order starter drive separately.
VT No. 17-0243



15-0243



15-0215




15-0181

Starter Gaskets

GB No.	James	OEM	Fits
15-0151	15-1026	31461-70	1970-E79 XLCH Starter Housing to Primary Mount
15-0152	15-1027	31471-67A	1967-80 Starter Housing to Primary Mount
15-0215	15-1028	31488-77	1967-80 Starter Body to Housing Mount
15-0243	15-1029	31488-81	1981-2000 Starter Mounting
15-0181	15-0917	60645-65	1967-80 Solenoid



1967-80 XL Electric Start Kits



XLH Electric Start Kits include parts pictured to fit 1967-80 XL. Your existing clutch drum must have starter ring gear attached. Side mount electric start oil tank 40-0400 must be purchased when fitted to 1971-80 models. Kick and electric start sprocket cover must be used if kick start is to be retained. Battery, top cover and strap not included. Also available with chrome starter motor.

Black	Chrome	Model	Type
32-0002*	32-0010*	Prestolite	1971-78 XLH
32-0003*	32-0011*	Hitachi	1971-78 XLH
32-0006	32-0012	Hitachi	1979-80 XLH

***Note:** Can also be used 1967-70 models but engine cases must be electric start type as kits can be used for replacement only for these years.

V-Twin Developed Starter Kits for XL in 1981.

For XLH Electric Start Kits Listed, these additional parts may be required. **Note:** 28-2217 is rubber strap only.

Year	Battery Side Cover	Sprocket Cover Chrome	Sprocket Cover Polished	Battery Top and Strap
1967-70	42-0509	—	43-0114	42-5514
1971-76	42-0509	43-0180	43-0118	42-5514
1977-78	42-0509	43-0144	43-0112	42-5514
1979	42-0504	43-0177	43-0119	28-2217
1980	42-0503	43-0152	43-0120	28-2217

Starter Drives



Starter Clutch Drive Kit include clutch drive, O-ring, lock tab, seals, spring and cable boot. Fits 1991-up.
VT No. 32-0964


Starter Motor Replacement Parts.

VT No.	OEM	Fits
12-9994	8882	1989-90 Commutator End
12-9996	8883	1991-up Commutator End
12-9995	8871	1991-up Gear End
13-9220	31600-90	1991-up Plunger Spring
13-9219	31692-90	1991-up Clutch

Starter Drive features high strength five roller clutch, stainless steel springs, hardened ramped clutch receivers, premium bronze bushing and factory pre-lubing.

VT No.	Item	Fits	Brand
32-0638	31443-65A	1967-80 All	Accel Heavy
32-0639	31443-65A	1967-80 All	Volt Tech
32-2506	31443-65A	1967-80 All	Volt Tech Heavy Duty
32-9032*	31567-81	1981-90	OE
32-9031	31663-90	1991-up 1200	With bearing

***Note:** Drive Assemblies




Barrel Key Ignition Switch
features round style keys. Two position activation with positive detent to retain key in the off position. Fits 1973-94. Run position with lights off.
VT No. 32-9053



Chrome Stock Key Switch for ignition and light switch for Sportster, replaces 71425-77 & 70124-75. Includes two keys and mounting ring.

VT No.	Type	Year
32-0161	Replica	1977-98
32-0416	Stock Type	1977-98
32-1099	As Above Cam Lock	
32-0175	Replica	1973-76
32-1100	As Above Cam Lock	
32-1267	Off/On Start	



Universal Toggle Switches.
VT No. Type
32-0423 On/off w/leads
32-9030 Spotlamp On/off w/o leads

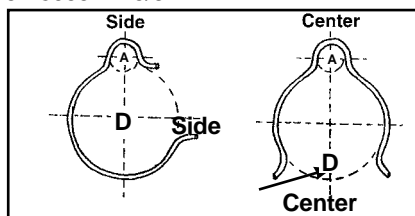
Warranty
All Electrical Components sold as individual pieces or in kits are covered under our warranty "Replacement Only" Provision. All electrical related item part numbers begin with a 32 prefix. No credit issued for these items as they are exchange only.



SHRINK TUBING

Shrink Wrap Tubing. Cut to length, thread the wires, carefully apply heat and watch the insulation shrink to a perfectly fit around the wires. Easy to use.

VT No.	Inner Diameter	Length
32-0124	1/4"	4'
32-0125	3/8"	4'
32-8039	5/8"	4'




Control Cable and Wire Clamps are zinc plated spring steel, packs of 10.

VT No.	D-Tube Size	A-Wire Size	"D" is the diameter of the tube it fits. "A" is the size wire/loom that is secures.
37-8677	1" Side	3/16" - 7/32"	
37-8678	1 1/4" Side	3/16" - 7/32"	
37-8679	1" Center	3/16" - 7/32"	
37-8680	1" Center	5/16"	
37-8681	1 1/8" Center	5/16"	



Chrome Handlebar Wiring Clips snap into handlebars with holes at bends, 10 pk.
VT No. OEM Size, Inner Diameter
36-0613 56073-83 3/8"
36-0614 70345-84 1/2"


Ignition Switches



Chrome Ignition Switch Cover fits 1995-up models. Includes decal.
VT No. Years
42-0648 1995-2003
42-0935 2004-2013




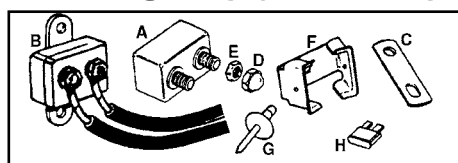
Chrome Switch Cover fits 1972-87 models.
VT No. 42-0330



Universal Key Switch includes mounting ring and two keys.


VT No.	Type
32-0415	On-Off-On
32-0478	Off-On-Start
32-0479	Off-On-On
32-0420	Off-On-On
32-1236	Lock/Key

Circuit Breaker



Circuit Breaker are stock replacements.

VT No.	#	OEM	Amp Fits
32-0414	A	74589-73	15 1973-up
32-0413	A	74599-77B	30 1978-up
32-0412	B	74594-71	20 1971-72 XL
32-0436	H	74587-94	15 1994-96
32-9207	A	74600-94	50 1994-up
32-8921	C	74598-73	Connector Bar, each
32-8922		69999-77	Connector Bar, each
32-8945		7/8" C/C	Connector Bar, pair
37-9069	D	7602	Nylon Nut, 10/32", 25 pack,
12-0581	E	7629	Nut, 10 pack
31-9952	F	9952	Mount Clip, 10 pack secures breaker or flasher to fender
31-9964	G	8672	Rivet for Above



In-Line Fuse Holder has 6" long wire leads.
VT No. Type
32-0410 Fuse
32-8946 ATC Type



Wiring Harness



Wiring Kits feature plastic covered wires. All 1970-99 harness are available as complete "builders kit" with main harness, handlebar, tail lamp and starter wires, or as main harness.

XLH Electric Start 1970-99.

Complete Kit	Main Harness	OEM	Application
—	32-9206	Starter	1967-80 XLH
32-7617	32-9010	70151-70	1970-72 XLH
32-7618	32-9059	70151-73	1973-74 XLH
32-7619	32-7554	70006-75	1975-76 XLH
32-7620	32-9304	70006-76	1977-Early 1978 XLH
32-7621	32-9209	70006-79	Late 1978-79 XL-XLS
32-7622	32-9210	70006-80	1980 XL-XLS
32-7623	32-9211	70006-81	1981 XL-XLS
32-7624	32-9212	70006-82	1982-E84 XL-XLS
32-7625	32-0721	70135-84	1984-85 XL-XLS
32-7626	32-0722	70135-86	1986-90 XL-XLS
—	32-8929	70135-92A	1992-93 XLH
—	32-8937	70135-97	1997 Standard, Hugger
—	32-8939	70135-98	1998-99 Standard, Hugger

See BT Section.

Taillight Wires.

PVC Covered Taillight Wires 1970-up.

VT No.	Fits
32-9309	1970-72 XL-XLCH
32-9312	1973-77 XL, XLCH, 1982-84 XL
32-9313	1978 XL-XLCH
32-9314	1979-81 XL

Accessory Kits.

VT No.	OEM	Type
32-9206	—	1967-80 XLH
32-0323	70018-77	Small Starter Wire Set, PVC
32-0158	70169-70	Relay to Solenoid Wire
32-0163	70165-58	Relay to Ground Wire
32-0163	70165-58	Battery Box to Ground 1965-69 BT



Chrome Nylon Tie Straps, 25 pack.

VT No.	Length
28-0720	4"
28-0721	7"

Electrical Terminal Plates are pre-assembled for main junction which includes studs for mounting coil and auxiliary junction for headlamp wiring on 1970-74 XL headlamp. Replaces 72303-70. VT No. **9817-15**



XLCH Kickstart 1970-79.

Complete	Main	OEM	Application
32-7610	32-9283	70153-70	1970-E71 XLCH
32-7611	32-7577	70153-71	L1971-72 XLCH
32-7612	32-7578	70153-73	1973-74 XLCH
32-7613	32-0671	70001-75	1975-76 XLCH
32-7614	32-9305	70001-76	1977 XLCH
32-7615	32-7579	70001-78	1978 XLCH
32-7616	32-7580	70001-79	1979 XLCH

Auxiliary Harness

32-9206 Starter Wire Set

1967-80



1952-69 Wire Harness Kits feature cloth covered, color coded wire as original.

XLH Battery Type 1952-67


VT No.	OEM	Application
32-8011	70320-59	1959-64 XLH, 6 Volt
32-7556	70320-65	1965-66 XLH, 12 Volt
32-7557	70320-67	1967 only XLH, Electric Start
32-7559	70320-68	1968-69 XLH, Electric Start

XLCH Magneto Type 1958-69

VT No.	OEM	Application
32-9057	70320-58	1958-64 XLCH
32-9058	—	1965-69 XLCH




32-0312



32-6108




32-0363




32-0310



32-0311



32-0332



32-0325

Battery Cables are replacements of the originals with heat shielded terminal ends.

VT No.	OEM	Length	Application
Negative			
32-0325	70011-81	8"	1981-85 All XL
32-0311	70097-75A	10¾"	1986-96 XL, Pos. 1975-79 XLH, 1979 XL
32-0324	70235-67A	9"	1967-72 XLH Braided
32-0363	70235-67A	8.5"	1967-72 XLH Braided
32-0312	70295-70	6¾"	1970-78 XLCH
Positive			
32-0315	70083-82A	15¾"	Pos. to Solenoid 1982-88 XL
32-0332	70076-89A	14¾"	Pos. to Solenoid 1989-96 XL
Miscellaneous			
32-0310	70069-65B	15½"	Solenoid to Battery & Starter 1967-75 XLH, 82 XL

2 Gauge Cables.

32-2011	11" & 16"	1981-2003 (Set)
32-2012	12" & 13"	2004-up (Set)

Note: Order the appropriate factory service manual to facilitate wire harness installation.

Sealed AGM Battery




- Lock Bonded Plates
- Stainless Steel Terminal Bolts
- Exact fit

AGM Batteries. The "Absorbed Glass Mat" Technology provides higher cold cranking amps, better rechargeability with longer overall life. Batteries are fully sealed for trouble free service in a black case. **Note: 1998 and earlier XL models,** require battery side cover, VT No. 42-0770 and a top cover, VT No. 42-0786 for XL's.

VT No.	OEM	Years/Models
53-0547	65991-75C	1977-78 XLCR 1979-96 XL
53-0585	65991-75	1973-84 FXE
53-0789	Dry	1997-2003 XL
53-0548	65958-04	2004-up XL

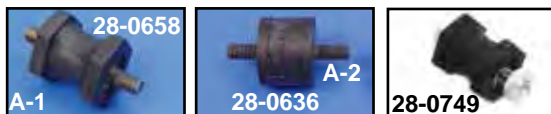
Note: AGM Batteries will require charging before installation.



Battery Carrier Kits fit stock frames with bracket & Iso-Mounts included as required. All units are chrome plated except where noted. Order battery top cover and strap kit as noted separately.

VT No.	Year	Model	Finish	Cover Kit
42-9951	1970-78	XLCH	Zinc	42-5515
42-9914	1967-78	XLH	Chrome	42-5514
	1994-03	XL	Black	42-5519


***Note:** Use with 1994-2003 XL Oil Tank



Iso Mounting Rubber Studs. All types UNC threads 1/4" used on XL battery box and oil tank, 28-0619 used on FX dash.

VT No.	OEM	#	Size	Type	Qty
28-0749	Hex	A-1	1/4"	Male-Male	2
28-0546	62563-65	A	1/4"	Male-Male	5
28-0549	62563-65T	A	1/4"	Male-Male	5
28-0418	w/Spring	A	1/4"	Male-Male	5
28-0636	Lord	A-2	1/4"	Male-Male	2
28-0547	62563-66	B	5/16"	Male-Male	Each
28-0402	62569-94	B	5/16"x 1/4"	XL Oil Tank	Each
28-0619	50235-63	C	5/16"	Male-Female	Each
28-2247	69125-65	D	5/16"	Male-Male, horn	Each

12 V Battery



1970-78 XLCH Kickstart models measures 5 ¹³ / ₃₂ " x 3" x 5 ⁵ / ₁₆ ".			
53-0504	66006-70	12N7-4A	V-Twin
53-0515	As Above		Yuasa Yumicron
1967-78 XLH with Electric Start measures 8 ¹ / ₈ " x 5 ¹ / ₄ " x 6 ¹ / ₂ ".			
53-0501	66006-65A	H-12	V-Twin
53-0516			Yuasa
53-0532			Champion/Super Crank
1979-96 All XL, 1977-78 XLCR measures 7" x 4" x 6 ¹ / ₄ ".			
53-0502	65991-75C	12N16-4B	V-Twin, 16 amp
53-0517			Yuasa, Yumicron
53-0518			Yuasa CX 19 amp
1997-03 All XL			
53-0530	65989-97A		V-Twin
2004-up XL			
53-0557	65958-04		V-Twin

All Batteries are dry charged and do not include electrolyte. Electrolyte (battery acid) is available at Tractor Supply stores, nationwide.

Batteries may contain lead, a chemical that is known to cause cancer, or birth defects or other reproductive harm.

Battery Warranty Information. The battery is unconditionally guaranteed up to 30 days and pro-rated up to 90 days. No guarantee for cracked or physically damaged cases or terminals at any time. Damage caused in shipping must be reported to us and carrier 24 hours after receipt of shipping. All batteries shipped dry charged.

Chrome Battery Carrier Bracket fits 1967-78 XLH. Replaces 66480-67.
VT No. 31-0130




Replacement Stainless Battery Straps.

VT No.	OEM	Application
28-2217	66105-77	1979 XL (Rubber)
42-0514	66470-67	1967-78 XLH
42-0515	66470-70	1970-78 XLCH
42-0524	66476-73A	1986-97 XL, XLS, XLX
42-0798	66476-98	1998-2003 XL
42-1211	66476-04A	2004-up XL



Battery Cover Kits



2004-up Left Side Battery Cover.
VT No. Type
42-0936 2004-13 XLH
42-1041 2008-up XR



Chrome Battery Cover Kit
 includes both top and side covers
 with correct stainless steel strap.
 Note style of side cover.



VT No.	Year	Model	Style
42-0576	1998-03	XL	Slotted
42-0547	1991-97	XL	Slotted
42-0548	1982-90	XL	Slotted
42-0549	1979 only	XL	Smooth (Rubber)
42-0575	1980-81	XL	Smooth Note: Strap not included
42-0542*	1970-78	XLCH	Slotted
42-0557	1967-78	XLH	Ribbed

***Note:** Battery strap not included, top and side cover only



Battery Top Cover and Strap Kit. Help save time by ordering the proper cover and hold down strap.

VT No.	Application
42-5514	1967-78 XLH
42-5515	1970-84 XL Kick Only
42-5519	1997-03 XL

Battery Covers *Note: Fits AGM Battery.

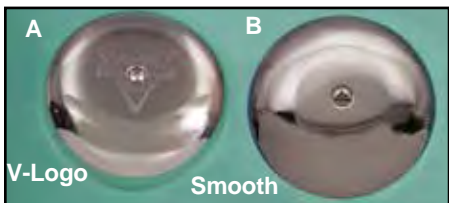
Chrome Side	Black Side	Chrome Top	Year/Model
42-0505		42-0512	1970-78 XLCH
42-0509		42-0513	1967-78 XLH
42-0504		42-0511	1979 XLH
42-0503		42-0511	1980-81 XLH
	42-0566		1980-96 XLH
42-0502		42-0511	1982-up XLH
42-0714	42-0567	42-0786	1997-up XLH
42-0770*		42-0786	1998-2003 XLH
42-0936			2004-13 XL
42-0882	42-0569		1997-05 FXD Embossed
42-1164			1997-2005 FXD Embossed
	42-0568		1997-05 FXD

Chrome XLH & K Battery Top replaces 66375-52 on 1952-64, 6-volt models.
VT No. 42-0732





Big Sucker Air Cleaner Assembly bolts on to 1991-up XL with internal breather bolts included.
VT No. 34-0101



V-Logo

Smooth



34-0524

C



7" Air Cleaner with center screw available with cover to fit Bendix, Tillotson, Keihin & CV carburetors, features breather tube, backing plate and foam element, 3" thick.

Bendix-Keihin CV Type # Item

34-0524	C	Eagle Spirit
34-0505	A	V-Logo
34-0547	B	Smooth
34-0408		Bobber, black
34-0554	B	1988-90 XL, with mt brackets
34-1032	B	1988-up XL, Ev without mt brackets
34-1043	34-1044	Plate Only
34-0905		Unifilter foam filter
34-0916		V-Twin Foam Filter
34-1041		7" Smooth Air Cleaner Cover
34-1042		7" V-Logo Air Cleaner Cover
9916-2		Mount Kit
	34-1032	Smooth, chrome
	34-0406	Smooth, black
	34-0550	C Cover Only, Eagle Spirit
	34-0555	A Cover Only, Smooth



34-0526



34-0900

Original Style Oval Chrome Air Cleaner includes element, cover, screws and backing plate, fits 1965-up Bendix and Keihin carburetors only.

VT No. Item

34-0526	Complete Assembly, Bendix
34-0924	Complete Assembly, Keihin
34-0475	Complete Assembly, CV
34-0900	Element
34-0559	Cover only
34-0930	Backing Plate only, Keihin, Bendix
34-1248	Filter Element
34-1350	Backing Plate only, CV
8212-3	Cover Screws, Chrome
34-0560	Mount Kit
34-0432	Insert Oval, Black



34-0432



Tear Drop Deflector fits Bendix Keihin.
VT No. 34-1301

Air Cleaner



34-0839



34-0803

New Era Air Cleaners Assembly Kit includes complete chrome air cleaner, mounting bracket and breather kit to fit stock Keihin carburetors.

Black	Chrome	Fits	Carburetor Type
34-1314	34-0839	1991-up XL	CV Integral/Breather
—	34-0803	1991-up XL	CV External/Breather
—	34-0814	1985-87 XL	Butterfly
—	34-0835	1988-90 XL	Butterfly CV External/Breather
34-0977	34-0977		Element



34-1095 Installed



34-1095



34-1318 Assembled



34-1318



34-0977

Air Cleaners. New Era, B, C, and Round A styles. Includes cover, element and backing plate. Round type is 7" with center screw. Order the brackets separately.

Bendix Keihin	CV Type	Finish
Pre 1988	1988-up	
34-1008		Chrome Smooth
34-1292	34-1095	Chrome smooth
34-1322	34-1318	Black smooth
34-0977	34-0977	Element only
34-0905	34-0905	Element only fits 34-0904
	34-0937	Screen



34-0665



35-0652 Shown

Teardrop Air Cleaner Kits include chrome air cleaner assembly with smooth, finned or flame teardrop cover, chrome mount bracket and a breather kit with a black hose and breather unit or bracket only as required.

Finned	Smooth	Flame	Year
34-1701	34-1700	34-1702	1991-up
34-0665	34-0658	34-0652	1991-up
34-0881	34-0882	34-0883	1988-90
34-0688	34-0689	34-0690	1985-87
34-0685	34-0686	34-0687	1957-84

VT No.	Item
34-1464	Performance Air Cleaner



Air Cleaner



34-1280



34-1066



34-1374



34-1374
Installed

Hi-Flow Air Cleaner Kit fits 1988-up XL models. Cover not included. 34-0190 requires ECM calibration.


VT No.	Item	Brand	Years
34-1077	Kit	OE	1988-2003
34-0734	Kit	K&N	2004-2006
34-1066	Element	OE	1988-2003
34-1187	Element	K&N	2004-2009
34-0559	Cover	VT	1988-2003
34-1280	Cover	VT	2004-up
34-1374	Kit	VT	1988-up

Complete Maltese Carburetor Cover Kit includes brackets or breather kit as required. Order filter separately.

VT No.	Fits
34-1141	1991-up
34-1142	1988-90
34-1143	1985-87
34-0608	1967-84
34-0610	S&S E
34-1168	Filter



34-0610



Polished Maltese Air Cleaners include backing plate as noted. Order filter and brackets separately.

VT No.	Type
34-1168	Filter
34-1112	Cover Only



Air Cleaner Adapter Plate will adapt any CV style 3-Bolt Air Cleaner to Keihin/Bendix carburetor.

VT No.	Carb Type	Size
34-0619	Bendix/Keihin	38mm




Siren Air Cleaner Assembly fits 1991-up XL models. Includes chrome cover, backing plate and mounting hardware.

VT No. 34-1529




35-0007

S&S Super E Complete Carburetor Kit.
Fits 1979-1985 XL.
VT No. 35-0007



Wyatt Gatling Air Cleaner includes a bracket, filter element, breather bolts and hardware. Fits 1991-up XL.

VT No. 34-0491



Chrome Velocity Stack Kits include 2.5" chrome stack, chrome support bracket and breather kit with black or stainless hose kit as listed for stock Keihin or CV carburetors.

With breather	Black Hose	SS Hose	Fits
34-1114	34-1114	34-1124	1991-up
Without breather kit			
34-1119	—	—	1988-90
34-1120	—	—	1985-87
34-1126	—	—	S&S E+G
34-1127	—	—	4" S&S E+G



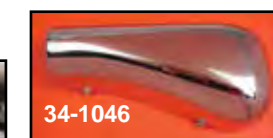
V-Charger™ Chrome Air Cleaner features air scoop "blower" design with built-in chrome screen and filter. Kits include brackets and/or breather kits as required.

VT No.	Type	Fits
34-0583	CV	1991-up
34-0586	CV	1988-90
34-0589	Keihin	1986-87
34-0588	Keihin-Bendix	1957-85
34-0616	S&S "E"	
34-1178	Filter	All



Chrome Teardrop Air Cleaner Kit includes backing plate, filter, breather brackets and teardrop cover.

VT No. 34-0938



34-1046

Early Style Carburetor Breather Snoots feature chrome cover without filter. Bendix Keihin & CV is 3 bolt pattern. CV requires use of 35-0121 for 1991-up XL's.

VT No.	Type
34-1046	Bendix-Keihin
34-1081	CV
34-1331	CV Kit
34-0659	Cover Only



34-0831



34-0821

VT No.	Style	Model
34-0668	Sweeper	CV
34-0821	Diamond	CV
34-0831	Skull	CV
34-0826	Diamond	Keihin
34-0837	Diamond	S&S
34-0694	Bracket	91-up XL



34-0668

Axel's Chrome Billet Air Cleaners fit to CV carburetors. Order mount kits separately. Bracket listed features built in breather passage and includes bolts for Evolution and TC-88 models.



Spirit
Chrome



Vented

34-0680



34-0707

Chrome Air Cleaner Covers fit S&S carburetor stock backing plate and filter, "bolt on."

Super E	Super B Style
—	34-0545 Eagle Spirit Chrome
34-0978	— Smooth (S&S)
34-0707	— Skull
34-0709	— Maltese
34-0710	— Flame



Air Cleaner



Air Cleaner fits 1988-up.
VT No. 34-0493



34-1382



34-1374

Oval Air Cleaner Assembly with backing plate, filter and chrome cover.

Bendix CV Item

34-1382 34-1374 Assembly

34-0930 34-1350 Backing Plate




34-1374 Installed




Chrome Smooth Teardrop Air Cleaner

fits 1988-up XL.

VT No. 34-1501



34-1293
Installed



34-1295
Installed



34-1293



34-1295

Bendix-Keihin Carburetor Cover is 3 bolt style & made of alloy.

VT No. Style

34-1293 Finned

34-1295 Rocket



34-0512



34-0510

5 3/4" Chrome Air Cleaners are for Bendix and Keihin 3 bolt carburetors. Includes foam washable element, 2 1/4" thick.

Bendix CV Item

34-0510 34-0762 Drilled

34-0512 34-0763 Smooth

34-0915 34-0915 Element Only



Chrome S&S Super E & G Air Cleaners are available as complete units, or replacement covers only. Complete assemblies include backing plate which have built-in brackets to mount to Evolution heads.

VT No. Item/Fits

34-1015 Complete Assembly

34-0981 Chrome Cover All Super 'E'

34-1063 As Above with Notched Cover for 5 Gallon Tanks

34-0984 Uni Filter Super 'E' Foam Type

9980-3 Chrome Allen Screw Set for S&S Covers

Adapter Plate allows installation of CV Air Cleaner to S&S E carburetors and vertical or horizontal mounting of 34-0670 tapered cone air cleaner.

VT No. 34-0673



34-0557




34-0558



34-0634



34-0987



34-0634 Installed



34-0641 Installed

Air Cleaner Inserts fit recessed area of round center screw type units.

Chrome Gold Inlay Fits

34-0557 — Evolution 8"

— 34-0558 Evolution 8"

34-0986 34-0987 Oval

34-0641 34-0634 2004-up

***Note:** Full outer cover replaces stock 8" type. Does not have lower cut out for Late 1989-up applications.



34-0501



34-0040




34-0506



34-0732



34-0746



34-0501
Installed

Air Cleaners include element.

Chrome Black Fits

34-0501 34-1325 Bendix-Keihin, Round

34-0733 — S&S "E"

34-0040 34-1370 Bendix-Keihin, Turbo Oval

34-0078 34-0078 Filter Only Above

34-0506 — Bendix-Keihin, Flat with Mesh

CV Type

34-0746 34-0764 CV Turbo

34-0732 34-0742 CV Round

34-0079 34-0079 Filter Only for Above

34-0906 Foam Element for VT No. 34-0506 type

34-0711 Foam Element for VT No. 34-0501, 34-0733 type



34-0906



34-1354



34-1355



34-1379



34-1380

Air Cleaner Cover Only.

Chrome Black Diameter

34-1354 34-1355 8"

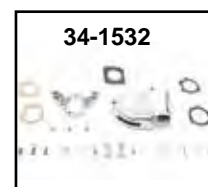






34-1379 34-1380 7"



Chrome Wyatt Gatling Air Cleaner Assembly. Fits 1991-up XL.
VT No. 34-0473



Teardrop/Round Air Cleaner



Wyatt Gatling Air Cleaner Assemblies includes integral breather system with bracket, mounting kit and air cleaner. Includes air filter element. DIY easy install bolt-on assembly has no hoses to connect! Fit 1991-up XL.

VT No.	w/Air Cleaner	Shape	Style
34-1681	34-0406	Round	Black, 7"
34-1859		Round	Chrome
34-1860		Round	
34-1861		Round	
34-1709		Round	Chrome, 7"
34-1846		Round	Chrome, Smooth
34-1706		Round	Chrome
34-1682	34-0764	Oval	Black, Mesh
34-1683	34-0746	Oval	Chrome, Mesh
34-1684	34-1206	Diamond	Billet
34-1849		Diamond	Chrome
34-1850		Diamond	Chrome
34-1685	34-1373	Round	Chrome, 7"
34-1686	34-0475	Oval	Chrome
34-1687	34-0742	Round	Black, Mesh
34-1688	34-0732	Round	Chrome, Mesh
34-1689*	34-1119	Velocity Stack	Chrome
34-1691	34-0762	Round	Chrome, Drilled
34-1692	34-0763	Round	Chrome, Baby Moon
34-1693	34-1374	Oval	Chrome, Late Style
34-1694	34-0628	Teardrop	Chrome, Maltese
34-1695	34-1735	Round	Chrome, Skull Mesh
34-1698	34-1742	Round	Chrome, Hole Pattern
34-1699*	34-1081	Breather Snoot	Chrome
34-1700	34-1022	Teardrop	Chrome, Smooth
34-1701	34-0530	Teardrop	Chrome, Finner
34-1702	34-0511	Teardrop	Chrome, Flame
34-1703	34-0630	Teardrop	Chrome, Slotted
34-1704	34-0629	Teardrop	Chrome, Skull
34-1705	34-1020	Teardrop	Chrome, Live to Ride
34-0636	34-0620	WG Chrome	
34-0647	34-1430	WG Black	
34-1697	34-1429	WG Skull	
34-1532	34-1129	WG Skull	
34-1366	34-1334	WG Inverted	
34-0636		WG Smooth	
34-0647		WG Black Smooth	
34-1244		WG Skull	
34-1847		WG Swiss Cheese	
34-1845		WG Skull	
34-1707		Skull	Chrome
34-1708		Skull	Black
34-1857		Scoop	Chrome
34-1848		Sweeper	Chrome
34-1856		Dish	Chrome

*Note: Does not require filter element



Replica™ Air Filters



Washable Paper Air Filters feature original shape and styling for exact fit.

VT No.	Fits	VT No.	Fits
34-0934	1988-2001 XL	34-1298	Eagle Round
34-0935	S&S "B"	34-1066	Oblong
34-1176	S&S, "E" and "G"	34-1248	1973-76 XL
34-0948	Tapered, Velo Type	34-1334	Inverted Type
34-1067	Sifton Air Power™	34-0734	K&N
34-0959	2004-13 XL	34-0277	Mount Set
34-0064	2014-up XL, filter		
34-1040	Screamin' Eagle Round		



Air Filters are available in 4 types, K&N paper, Uni Filter foam, Accel 2-stage foam and V-Twin foam.

K & N	Accel	Uni Foam	Fits	For Aftermarket Models			
34-1329	—	—	2014-up XL	34-0960	34-0975	34-0905	S&S Super "B"
34-1191	—	—	2004-13 XL	—	—	34-0916	S&S Super "B" (VTwin)
34-1048	—	34-0913*	1988-2003 XL				Round Style
34-0957	34-0966	34-0909	1986-87 XL	34-1010	—	34-0984	S & S Super "E" & "G"
34-0951	—	34-0900	1983-85 1000	—	—	34-0906	34-0506, 34-0508
34-0954	34-0970	34-0903	1979-82 1000	—	—	34-0915	34-0510
34-0953	—	34-0902	L1975-78 1000	—	—	34-0977	New Era
34-0952	34-0967	34-0901	L1973-E75 1000	34-1009	—	—	Mikuni HSR-40 smoothbore
34-1248	—	—	1968-75 FL, FX	34-1078	—	—	Mikuni HSR 42/45 smoothbore
34-0951	—	34-0900	1967-75 900/1000	34-1070	—	—	Hyper Charger
				34-1187	—	—	Screamin' Eagle 2004-up

Air Cover Screws



Air Cleaner Cover Allen Mounting Kit.
VT No. 9916-2

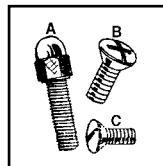


S&S Chrome Air Cleaner Cover countersunk allen screws mount cover on S&S air cleaners. Three screws per kit. **VT No. 9980-3**



Chrome Air Cleaner Screws.

VT No.	#	Size	Style	U/M
37-8556	B	1/4 - 20	S&S	3 pack
8212-3	C	5/16 - 24	Early Stock	Kit
7206-2	A	5/16 - 24	1957-77 Acorn	2 pack
8461-2			As Above Cap	2 pack
7806-3	A	5/16 - 18	1978-84 Acorn	3 pack
9916-2	B	5/16 - 18	Chrome Flat Allen	Kit
37-2096	C	5/16 - 24	Early Stock	4 pack
37-8750		8mm - 5/8		4 pack





Breather and Bracket Kit



V-Charger Air Cleaner Units Only include element. Order brackets and breather kits as required.

Chrome	Black	Style
34-0638		Smooth
34-1429	34-1456	Raised Skull
34-0620		Smooth
34-1303		Engraved Skull
34-1070	34-1070	Air Filter

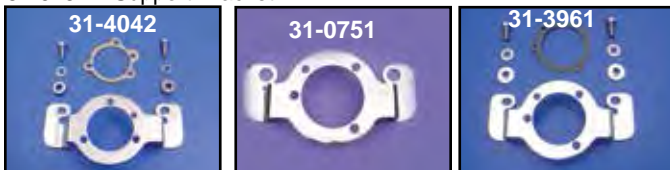


6" Moon Air Cleaners
VT No. Fits
34-0481 CV Backing Plate
34-0283 Air Cleaner Kit, Keihin



Sifton Braided Hose Crankcase Breather Kit features 3/8" inner diameter stainless steel braided hose attached. Includes breather filter (with mounting stud), 24" hose, hardware and instructions. Air cleaner and carburetor support bracket must be purchased separately. Fits 1991-up XL custom applications only.

VT No.	Item
35-0123	Kit
40-0570	Breather
35-0126	Bolt Kit
31-0751	Support Bracket



Chrome Air Cleaner Bracket for Evolution mounts to boss on engine heads to support custom air cleaners.

VT No.	Year
31-4042	1985-87
31-3961	1988-90
31-0751*	1991-up

***Note:** To be used w/breather kit or 40-0453 breather buttons. **Air Cleaner Adapter Ring** adapts Linkert 4 bolt air cleaner to CV carbs.

VT No. 34-1302



Hi-Flow Air Cleaner Back Plate Kit includes filter and brackets with integral breather passages.

VT No.	Size	Cover
34-1257	7"	No
34-1281	8"	Yes

976



Teardrop Air Cleaners. Order appropriate bracket set separately.

1987 and earlier

VT No.	Style
34-0532	Eagle Spirit, Bendix Keihin type
34-0544	Eagle Spirit Gold
34-0516	Smooth
34-0515	Smooth Polished
34-0520	Smooth Steel
34-0528	Finned
34-0631	Slotted
34-0527	Smooth with Flames

1988-up, CV Type

34-1020	Eagle Spirit
34-1022	Smooth
34-0511	Flames
34-0530	Finned
34-0630	Slotted
34-0628	Maltese
34-0629	Skull
34-0560	Screws

Individual Parts For Units

34-0517	Polished Cover only
34-0518	Chrome Cover only
34-0519	Bendix Keihin Backing Plate
34-1054	CV Back Plate only, Alloy
34-1080	CV Back Plate only, Steel
34-1389	CV Back Plate only, Chrome
37-8556	Chrome 3 piece screw kit
34-0545	Eagle Spirit Chrome Cover
34-0905	Uni-filter Element
34-0916	Foam Filter Element
34-0434	Backing Plate
Brackets For Teardrop Air Cleaners.	
34-0201	1957-85 XL
31-3941	1985-90 XL Evolution
31-0431	1991-up XL Evolution

Air Cleaner Brackets

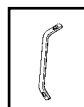


Chrome Air Cleaner Support Brackets are used for installing custom round or teardrop air cleaners.

VT No.	Fits
34-0204	1966-85 S&S XL
34-0201	1957-85 Sportster
31-3941	1985-90 Evolution XL

Air Cleaner Support Brackets fit S&S 1 7/8" Super 'B' carburetors.

VT No.	Fits
34-0204	1975-85 XL's
31-9918	All Adjustable type

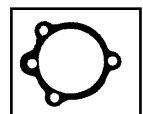


Carburetor Support Bracket replaces 27433-57. Zinc plated. Fits 1957-67.

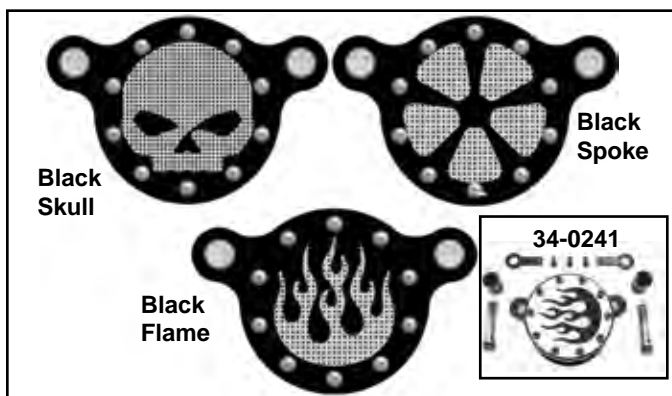
VT No. 31-0463

Air Cleaner Mount Gaskets, 10 pack.

James	VT No.	OEM	Years
15-1146	15-0148	29058-77	1977-89
15-1016	—	As Above	.062 thick
15-1017	15-0285	29059-88	1988-up CV type
15-1147	—	As Above	Steel Core
15-1148	—	As Above	Adhesive Coated
15-0596	—	29095-95	1995-00 EFI
—	15-1527	28583-01A	01-up EFI
15-1199	—	29062-95B	1995-up Carb
15-1149	—	29313-95	1995-up Air Cleaner



15-0285



Wyatt Gatling Billet Air Cleaner Kits for 1991-up XL CV models.

Black Chrome
34-0239 34-0248 Spoke
34-0240 34-0249 Skull
34-0241 34-0250 Flame

Skull Style Air Cleaner Intake Kit fits both carbureted and fuel injected models. Fits 2004-up XL.
VT No. 34-1671

2007-2015 XL Air Cleaner Mount Kit.
VT No. 34-0468



Billet Air Cleaner Mount Set will mount air cleaners with flat backing plates to Evolution and

TC-88 models. Offset Billet mounts feature built in breather passage that feeds inside air cleaner housing. Brackets can be rotated to proper position, then by drilling the back plate. Threaded breather nipples will fasten back plate to brackets. Fits 1991-up XL.

VT No. 34-0750



Sifton Dual Breather Kit includes 2 canisters and banjo tubes with hardware for 1991-up XL.

VT No. 40-0451



Chrome Billet Canister Set includes bolts for 1991-up XL applications.

VT No. 40-0346



Sifton Mini-Breather Bolt Kit. Unique chrome breather cups have built in mount bolt. Use with carburetor mount bracket 31-0751 on 1991-up models.

VT No. 40-0453



40-0446

Sifton Breather Canister features enclosed breather filter and tube for attaching to breather cross over lines, which is held in place by set screws. Bottom cover is removable for cleaning for 1991-up.

VT No.	Item
40-0446	Canister
40-0449	Breather Tube Kit
40-0450	Tube Only




Sifton Dual Vent Kit includes 2 vent canisters, banjo bolts for 1991-up with necessary fittings.

VT No.	Item
35-0441	Kit
35-0126	Bolt Kit



40-0449



Chrome Vented Breather Canister accepts 5/16" or 3/8" hose.

VT No. 40-0457



40-0450

Breather Sets for 1991-up XL's



XL Billet Chrome Integral Breather/Carburetor Mount Bracket includes mount bolts for installation of any 3 bolt CV type air cleaner or velocity stack to be installed in vertical or horizontal position.

VT No.	Year
34-0694	1991-up
35-0791	Bolt Set

This is the Best Bracket to use, Easy and Secure Mounting!

No Hoses Required!



1991-up

31-0431

Air Cleaner Breather Manifold Kits for fit custom air cleaners to motors with the internal breathing system. Kit includes chrome breather manifold, chrome banjo bolts, chrome air cleaner support brackets, gaskets and instructions. Fits 1991-up air cleaner noted.

VT No.	OEM	Air Cleaner
31-0431	29281-91T	Teardrop
35-0671		Tube Only



Crankcase Breather and Bracket Kit fits CV Carburetors to allow use of aftermarket air cleaners on models with cylinder head/crankcase breather systems. Order air cleaner separately. Fits 1991-up XL.

VT No. 35-0121




Sifton Dual Breather Kit includes 2 canisters, banjo tubes and bolts for 1991-up XL.

VT No. 40-0436



Sifton Dual Canister Set includes hardware for 1991-up XL.

VT No. 40-0452



34-0500



34-0808

Breather Bolt and Banjo Kit includes bolts for XL applications and 2 banjos to accept 5/16" hose.

VT No.	Item
34-0500	Without tee
34-0808	With tee
37-0985	Evolution Nylon Washers
37-0986	TC-88 Nylon Washers



Intake Manifolds



35-0085



35-0084



35-9188

35-9195



Stock Intake Manifolds for XL's are of cast alloy as original.

VT No.	OEM	Fits	Type
35-0085	27021-71A	1966-77	O-Ring
35-0084	27021-78	1978-84	Flat Seal
35-9188	27004-88A	1988-03	Spigot
35-9195	27024-04	2004-06	Spigot

Manifold Spacer replaces 29250-78 on 1971-88 models. 3/8" thick.

VT No.	Item
15-0141	Stock Spacer, each
15-1019	As Above, James
15-0142	Gaskets, Non-beaded
15-1144	Gaskets, Beaded
15-1019	Spacer Kit, James (1 3/4" inner diameter) Stock
15-1162	Spacer Kit, James (1 13/16" inner diameter) Custom



15-0142



35-9150

CV Carburetor Adapter adapts HSR-42 Mikuni or CV carburetor to 2 bolt manifold. Use spigot seal VT No. 14-0180.

VT No. 35-9150



35-9136



35-0117



35-0194



35-4574




35-9162



35-9340



35-9341



35-0098



35-0088

Carburetor Adapters.

VT No.	Size (mm)	Type
35-9136	30-45	Spigot Rubber
35-0117	42-42	Spigot Rubber
35-0194	44-44	Spigot Rubber
35-4574	36-38	Flange Adapter
35-9162	40	Flange Adapter
35-9340	42	Flange Adapter
35-9341	46	Flange Adapter
35-0098	38	2 Bolt Adapter w/rubber
35-0088	38	Flange



35-8021



35-0161



35-8033

Manifold for Evolution converts stock rubber compliance fittings to a more rigid mount system. This manifold is included in super kit for Evolution. Order flange kit separately.

VT No.	Item	Brand
35-8021	Manifold	S&S
35-8033	Manifold	Sifton
35-0161	Flange Kit	
35-9150*	Flange Adapter	
37-0410	Spacer	

***Note:** Use on 1990-up to attach CV carburetor on XL



35-0101



35-0102

S&S Manifolds are replacements for all S&S 1 7/8" Super carburetors or can be used as stock replacements.

VT No.	Type	Model
35-0101	O-Ring	1957-77 models
35-0109	As Above	With .200 longer cylinder
35-0102	Flat Seal	1978-84
35-9184	As Above	With .200 longer cylinder
35-8021	Flat Seal	1986-up XL Evolution



Carburetor Spacers for S&S are available in 1" or 3/8" thickness for spacing out 1 7/8" carburetors on models with 5 gallon tanks.

VT No.	Size
35-0105	1"
35-0086	3/8"
14-0957	Super 'E' Carburetor Base, O-Ring



Intake Manifold Chrome Allen Mount Screws.

VT No.	Year	Model
9932-8-P	As Above	Polished
9933-12	1986-87	XL
9933-12-P	As Above	Polished



35-0411

1966-77 Intake Manifold Rings use to update early style O-Ring intake manifolds or cylinder heads to late style flat band type seals. Available for stock or stroker .200 taller cylinders. Set includes 4 standard and 2 stroker rings.

VT No.	Type	Qty
35-0411	Adapter Rings, Stock	10
35-0412	Stroker Rings	10
35-0429	Set	

For EFI



Chrome Manifold Cover fits 2007-up XL.

VT No.	Item
34-0100	Kit
15-1527	Gasket



35-0408



35-0410



35-9177



35-0418

Stock Style Intake Clamp Sets include O-ring or seals for proper year, feature fillister or allen screws as factory. Available in chrome or stainless.

VT No.	Year	Finish	Screw
35-0408	1955-77	Chrome	Allen
35-9177	1955-77	Stainless	Fillister
35-0410	1978-84	Chrome	Allen
35-0418	1978-84	Stainless	Fillister



35-0406



35-8026




35-0193



35-0192

V-Twin Style Intake Clamps are two piece type polished brass or chrome. Seals included in 1978-84 types.

VT No.	Years	Type	Finish	Note
35-0406	1955-77	O-Ring	Chrome	No Seals
35-8026	1978-84	Flat Seal	Chrome	No Seals
35-0193	1957-77	O-Ring	Brass	Seal
35-0192	1978-84	Flat Seal	Brass	Seal



14-0573



14-0924

Intake Manifold O-Rings and Seals.

James	VT No.	OEM	Type
—	14-0519	27060-55	1955-77, O-Ring
14-0626	14-0113	27062-78	1978-85 Flat Seal
—	14-0924	As Above	Red Silicone
14-0624	14-0165	26995-86A	1986-up
14-0573	—	As Above	Blue Silicone
14-0678	—	As Above	Oversize
14-0689	—	As Above	Rubber with metal element
			Standard Size
14-0708	—	As Above	Rubber with Extra Thick
			Metal Insert Standard Size
14-0625*	14-0180*	27002-89	1990-up

*Note: Seal for carburetor to intake manifold.

Intake Clamps



V-Twin's 360° Power Intake Clamp is full stainless steel which features a "floating bridge." Closes the gap under the "T" bolt for total 360° wrap around seal. The best available sold as a set with O-Rings or seals.

VT No.	Type	U/M
35-0415 35-0449	1955-77	O-Ring Kit
35-0409 35-0448	1978-84	Flat Seal Kit
14-0519	1957-77	O-Rings 10 pack
14-0113	1978-85	Flat Seals 10 pack



35-0407

Polished Intake Manifold Clamps are strong yet easy to install. For Big Twin, 1955-Early78, Sportster 1957-Early78 with O-rings.

VT No.	Item
35-0407	Clamp Kit
14-0519	O-Rings, 10 pack



Intake Clamp Update Kit for 1967-77 models. Kit includes manifold rings, Silicone seals and stainless clamps. Use to update early intakes to late style seals or when intake flanges are damaged on early heads.

VT No. 35-0436



1978-84 Intake Clamp Set includes 4 pieces of single use clamp, installed by VT No. 16-0050 tool.

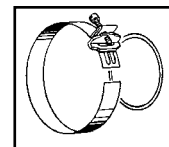
VT No. 35-0419



35-0439

Replica Intake Clamp Set features fillister head screws, pair.


VT No.	Year	Finish
35-0417	1955-56	Cadmium
35-0439	1957-76	Cadmium
35-0440	1977-84	Zinc






Bendix Carb Kit

Bendix Carburetor Kit fits 1957-85 XL. Kit includes 38mm Bendix Carburetor with adjustable main jet, throttle handle with grips, cable and cable bracket and 7" round logo air cleaner with support. Kit includes seal adapters to use on pre-1978 O-Ring heads. **VT No. 35-0118**




Adjustable Main Jet Conversion Kit fits all Bendix carburetors.

VT No. Item
35-0202 Jet Kit
16-0865 Jet Tap $\frac{9}{32}$ " x 32,
 Some early carburetors require drilling and tapping for jet installation.



Bendix Carburetor has 38mm Venturi and 42mm throat. Complete with choke, accelerator pump, and built-in return spring. This complete unit bolts onto all Big Twins from 1971-75 as stock replacement.

VT No.	MM	Type	Cable	Finish
35-0021	38	Fixed	Single	Cast
35-0060	38	Adjustable	Single	Cast
35-0022	40	Adjustable	Dual	Cast



35-0203


Bendix Carburetor Replacement Parts.

VT No.	OEM	Item	Brand/Finish
35-0507	27630-71	Float	Facet
35-4577	27645-71	38mm Float bowl	Facet, Plain
35-9250	—	40mm Float bowl	Facet, Plain
15-0147	27646-71	Bowl gasket	10 pack
35-0203	27762-71A	Pump	V-Twin
35-9132	27389-71	Pump boot	Accel
13-9242	27659-71	Float Pin Spring	10 pack
35-0424	—	Float Needle	38mm
35-0425	—	Float Needle	40mm
35-0533	—	Idle Jet Tube	
12-2557	—	Throttle Stop Screw with Spring	
13-9223	27613-71	Throttle Stop Screw Spring	




Bendix Repair Kit includes accelerator-pump for all 38 and 40mm, stock or adjustable jet carburetors. Replaces 27132-71.

VT No.	MM	Brand
35-4570	38	Facet
35-0201	38	V-Twin
35-9164	40	Facet



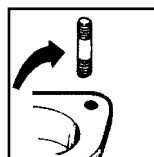
Bendix Main Jets.

VT No.	OEM	Size
35-9143	27651-75	.095
35-9144	27652 75	1.00
35-9145	27653-75	1.05
35-0198	27654-75	1.10
35-9146	27655-75	1.15
35-9147	27656-75	1.20
14-0520	O-Ring	10 pack



Idle Adjusting Screw allows the ease of adjustment with the "T" handle design. A single idle "T" screw is available for Bendix.

VT No.	Finish
35-0221	Stainless Steel
35-0931	Brass



Carburetor Mount Stud Sets.

VT No.	OEM	Years	Size
12-2099	33298-65	1965-77	$\frac{5}{16}$ - 1 $\frac{1}{2}$
12-2126	24824-67	1967-70	$\frac{3}{8}$ - 2
12-2110	29254-78	1978-89	$\frac{5}{16}$ - 1 $\frac{1}{4}$



CV Carburetor Rebuild Kit includes seals, O-Rings, diaphragm and vacuum piston.

VT No. 35-0465



35-0416



35-0444


CV Carburetor Rebuild Kit for 1989-up models.

VT No. Brand

35-0416 GB

35-0422 James

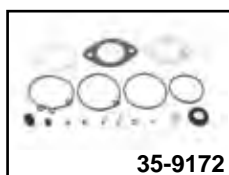
35-0444 Deluxe




35-9099

CV Carburetor Main Jet Assortment for all CV carbs and 35-9075 kit.

VT No. 35-9099



35-9172



35-9279

Deluxe Carburetor Kits include all pieces shown for 1976-89 Keihin carburetors.

VT No. Type

35-9172 Stock

35-9176 Viton

35-9279 Replica



37-9116

Keihin Screw Kit includes chrome screws where required.

VT No. Years Type

35-0206 1976-89 Allen

37-9116 CV Allen

2596-13 CV Allen

35-0259 Hex

Dell'Orto



38 mm Dell'Orto Spigot Carburetor has an o-ring seal on spigot.

VT No. 35-0238



DELL'ORTO

36-2550

Dell'Orto Pumper features adjustable accelerator pump and choke. Kit includes throttle assembly, cable, grips, air cleaner adapter and carburetor adapter to fit stock two bolt XL manifolds on pre1985 models.

VT No. Item

35-0030 38mm Complete Kit

35-0031 40mm Complete Kit

36-2550 Replacement Throttle Cable for 38 & 40mm


35-0238 38mm Carburetor Only

35-0239 40mm Carburetor Only

CV Keihin Rebuild Kits



35-8029



35-8032



35-8025

Chrome CV Carburetor Top replaces black plastic cover on 1988-up XL models.

VT No. Type

35-8025 Smooth

35-8029 Eagle Spirit

35-8032 Ball Milled

35-9107 Perforated

35-9107



Extended Float Bowl Kit fits CV carburetors for extra capacity, includes Hi-Flow inlet fitting. **VT No. 35-0135**

CV Tuners Kit By Kinetic-Karb is for 1989-99 Keihin constant velocity carburetors to permit easy tuning after installation of custom air cleaners, cams and exhaust. Includes instructions, 3 main jets, needle jet, adjustable needle with spacers and circlips, a spring and drill bits. This dual purpose kit fits 1989 models without accelerator pump 1990-99 with accelerator pump. Jet assortment includes #140-205, 70 piece main jet assortment.

VT No. Item

35-9075 Kit

35-9099 Jet Assortment



35-9075

35-9099



35-6102

CV Tuner Kits.

VT No. Fits


35-6102 1988-03 XL

35-6103 2004-06 XL

CV Jet Kits 1988-up models



35-0527



35-0530

DynoJet for stock carburetors work with mild cams stock or aftermarket exhaust and stock or aftermarket air cleaner.

VT No. Fits

35-0527 1989-96 883 w/accelerator pump disabled. Race only.

DynoJet #

8703

35-0530 1989-03 1200 XL Thunderslide Kit

8109



Dell'Orto Pumper Air Cleaner Flat Adapter allows use of Bendix, air cleaners.

VT No. 34-1060

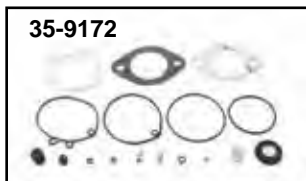


Dell'Orto Spigot Carburetor Adapters. O-Ring seal with steel flange for 38 mm carburetors.

VT No. 35-9076



1976-87 Keihin



Enricher for CV Carburetors will eliminate choke cable. Unit has three positions. **VT No. 35-0447**

Deluxe Carburetor Kits include all pieces shown for 1976-89 Keihin carburetors.

VT No.	Type
35-9172	Stock
35-9176	Viton
35-9279	Replica



Keihin Low Speed Jets fit 1976-89 Keihin carburetors, except CV.

VT No.	OEM	MM
35-0297	27896-79	.65
35-0294	27894-78	.68
35-0296	27897-78	.72
35-0295	27382-77	.75
35-0299	27348-77	.88
35-0298	27348-76	1.00



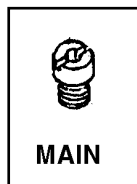
Keihin Main Jets.

VT No.	OEM	MM
35-0357	27419-76	1.65
35-0358	27418-76	1.70
35-0359	27417-76	1.75
35-0361	27416-76	1.80

CV


CV Main Jets for Keihin available in packs of 5.

VT No.	Size
35-0451	1.40
35-0452	1.45
35-0453	1.50
35-0454	1.55
35-0375	1.60
35-0376	1.65
35-0377	1.70
35-0378	1.75
35-0334	1.80
35-0379	1.85
35-0335	1.90
35-0336	1.95
35-0337	2.00
35-0455	2.05




CV Slow Jets

VT No.	Size
35-0380	.040
35-0381	.042
35-0338	.044
35-0382	.045
35-0339	.046
35-0383	.048
35-0456	.050
35-0457	.052
35-0458	.054



Slow Jet Screw Driver facilitates removal of Keihin slow jets with no damage to jet. **VT No. 16-0546**



EZ Quick Tuner Kits for CV carburetors. Kit includes brass jets and instructions designed for specifically for each model listed. These kits feature no drilling installation and will work on stock to heavily modified engines.

VT No.	Fits
35-0765	1988-03 Sportster 883
35-0760	1988-03 Sportster 1200
35-0761	2004-06 Sportster




Boyesen Power X-Wing The Power X-Wing is a cost effective, bolt on upgrade that will eliminate sluggish throttle response. Dyno test shows up to 4 hp and 5 ft lbs of torque gained compliments air filter system upgrades and requires no re-jetting.

VT No.	Type	Fits
35-0904	HSR-42/45	With 1 1/4" ID Adapter
35-0906	HSR 48	With 2" ID Adapter

Keihin Carburetor Rebuilds contains needle, proper o-rings and diaphragm.

VT No.	Year	Brand
35-0200	1976-78	GB
35-0240	1976-86	Keihin
35-0196	1983-89	GB
35-0219	1976-86	James
35-0416	1989-up CV	GB
35-0422	1988-up CV	James
35-0444	1988-up CV	VT



CV Hot Rod Kit includes enhancement items and rebuild components. **VT No. 35-0612**



44mm 2 Bolt Turbulator turns the intake manifold into a violent mixing chamber. The heavier fuel particles are directed away from the sides of the intake manifold back to the center of air flow. The fixed valve turbulator then tumbles the mixture resulting in higher horsepower.

VT No. 35-9264



1967-70 Tillotson Carburetor Gasket and Hardware Kit includes 27806-66 gasket, 27816-66 diaphragm, two 27689-61 idle and intermediate adjuster screw spring, 27706-66 throttle shaft spring, 27691-66 throttle lever stop screw spring and six diaphragm cover screws.

VT No.	Item
35-0223	Kit
35-0229	Kit with Accelerator Pump, Intermediate Adjuster Screw, Needle and Seat
35-0226	Needle and Seat
35-0224	Intermediate Adjuster Screw
13-9215	Inlet Valve Lever Spring
13-9216	Idle Adjuster Spring
13-9217	Throttle Lever Stop Screw Spring
13-0230	Throttle Shaft Spring
35-0262	Adjustable Jet Kit
35-0225	Pump Assembly Kit



Keihin and CV Idle Screw allows for easier adjustment by hand.
VT No. 35-0220

VT No. 35-0220 Installed



Keihin Carburetor Fitting replaces 27371-76, 90°, plastic, each.
VT No. 40-0534



Accelerator Pump Kit improves throttle response on 1979-88 type Keihin carburetor models with a greater volume of fuel from the pump circuit.
VT No. 35-9050

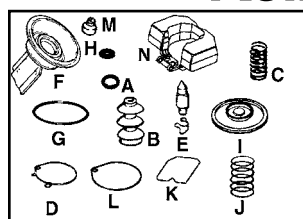


High Flow Fuel Inlet replaces broken fuel inlet to the carburetor bowl for modified motors. Fits all Keihin carburetors (Butterfly and CV) 1976-up XL.
VT No. 35-0134



Keihin Adjustable Main Jet. Fully adjustable for maximum tuning efficiency. As pictured.
VT No. 35-0369

Keihin



35-0230
Keihin Carburetor Parts and Accessories

VT No.	#	OEM	Item
14-0921	A	27121-89	Float Valve O-ring 1989-up CV
35-0110	B	27311-76	Pump Cap, 10 pack
14-0566		27312-76	Float Bowl Screw O-ring, 1976-77
13-9234	C	27314-76	Throttle Stop Screw Spring
14-0560	D	27324-83	Float Bowl O-ring 1983-91 CV, 5pk
35-9067	E	27337-76	Float Valve with clip
		27338-76	
35-0230	F	27585-88	Vacuum Piston
14-0559	G	27358-76	Float Bowl O-ring 1976-78
35-9066	I	27361-76	Pump Diaphragm
13-9168		27362-76	Diaphragm Spring
14-0564	K	27577-88	Float Bowl O-ring 1989-91 CV
14-0937	K	27577-92	Float Bowl O-ring 1992-up CV
14-0557	L	27889-78	Float Bowl O-ring 1978-82
14-0679	M	27385-76	Low Speed Jet Plug 1976-up
13-9212		27123-89	Accelerator Rod Spring 1989-up
13-9169		27136-81	Throttle & Idle Adj. Screw Spring, 1981-up
13-9213		27162-89	Vacuum Piston Spring, 1989-up
13-9179		27315-88	Primary Starter Spring, 1988-up
13-9181		27319-76	Low Speed Adjuster Screw Spring, 1981-up
13-9183		27322-76	Throttle Lever Spring, 1981-up
13-9178		27584-88	Primary Vacuum Spring, 1988-up
35-9196	N	27576-92	Float 40 mm CV 1992-up

Mikuni Carburetor



Mikuni Carburetor Kits 38mm for all XL. Includes air cleaner, carburetor, manifold adapter, hose clamps, main and pilot jet assortment and throttle cable. Fits 1957-up.



Mikuni Carburetor Parts and Information Manual.
VT No. 48-0671



Mikuni HSR 42 Easy Kits. These kits are designed to work with stock intake manifold, choke cable, air cleaner and throttle cables.

VT No.	Fits
35-9320	1994-2006
35-9115	1971-1985



Carburetor Rebuild Kit for Mikuni carburetor includes flow fuel hose, throttle valve seal, float bowl seal o-ring, and carburetor top gasket. Custom application for HSR-42/HSR-45 carburetors. **VT No. 35-0821**

VT No.	Item
35-0010	Complete Kit
34-0567	Air Cleaner
36-0105	Cable
35-0071	Throttle Handle

Jets



Keihin Low Speed Jets fit 1976-89 Keihin carburetors, except CV.


VT No.	OEM	MM
35-0297	27896-79	.65
35-0294	27894-78	.68
35-0296	27897-78	.72
35-0295	27382-77	.75
35-0299	27348-77	.88
35-0298	27348-76	1.00



Keihin Main Jets.

VT No.	OEM	MM
35-0357	27419-76	1.65
35-0358	27418-76	1.70
35-0359	27417-76	1.75
35-0361	27416-76	1.80

Jets



Mikuni HS and HSR Jets.

Pilot Jets		Main Jets		Main Jets	
VT No.	Size	VT No.	Size	VT No.	Size
35-0800	22.5	35-0806	150.0	35-0812	165.0
35-0801	25.0	35-0807	152.5	35-0814	170.0
35-0802	27.5	35-0808	155.0		
35-0803	30.0	35-0809	157.5		
—		35-0810	160.0		
35-0805	35.0	35-0811	162.5		
HSR-42 Jet Needles		HSR-45 Jet Needles			
VT No.	Size	VT No.	Size		
35-0815	95	35-0818	95		
35-0816	96	35-0819	96		
35-0817	97	35-0820	97		



Super 'E' & 'G'

35-0009



Tedd Cycle, Inc.
original S&S
Distributor since
1981!

S&S 1 7/8" & 2 1/16" Super 'G' feature adjustable volume pump, enrichment device for ease of starting and a throttle spool assembly designed for late 2 cable operation. Supplied with tear drop air cleaner, mounting bracket and black fuel line. Super 'E' Carburetor is approximately 1 7/16" shorter than the Super 'B' carburetor, making installation length of the Super 'E' the same as stock. The 1 7/8" is for street stock applications, 2 1/16" for big bore and race use. Intake manifold clamps or flanges must be purchased separately when they are required.

1 7/8" 'E'	2 1/16" 'G'	Fits
35-0005	—	Pre1978 XL
35-0008	35-9207	1986-90 XL Evolution
35-0009	35-9208	1991-03 XL Evolution
35-9368	—	2004-up XL Evolution
—	35-0470	Carburetor only
2596-13	—	Screw Kit
35-0970	—	Float Needle and Seat Set
35-0850	—	S&S Super "E" Rebuild Carb Kit
35-0849	—	90° Elbow Tube
35-0966	—	Accelerator Pump Kit
35-0355	—	Carb Intermediate Jet



Accelerator Pump Adjusting Screws allow adjustment of idle and accelerator pumps by these 'T' bar style screws for ease of adjustment.

VT No.	Item
35-0217	T Screw
35-0830	Brass Knurl Screw Set
35-0931	Idle Adjuster Screw Set



All Carburetors sold as individual pieces or in kits are covered under our warranty "Replacement Only" Provision. All Carburetor related item part numbers begin with a 35 prefix. No credit will be issued for these items as they are exchange only.



35-0026
Installed

Sifton Carburetor Hop Up Kit includes emulsion tube and bomb sight annular booster tube for all S&S E carburetors.

VT No.	Item
35-0133	Kit
35-0026	Idle Mixture Screw



S&S Air Cleaner Breather Bolt Kit for 1993-up Super E & G Air Cleaner Assemblies features two piece breather bolt with rubber coated washers. Fits 1990-up.

VT No. 35-1705



Throttle Cable Adapter Block allows use of stock 1996-up throttle cables on S&S E carburetors.

36-0546 Installed VT No. 36-0546



35-0995



35-0287

Jet Assortment for S&S Super 'E', 'G' and 'B' carburetors. Complete kit includes 7 intermediate jets from .025" to .033" and a main jet kit only which includes 14 main jets from .062" to .084".


VT No. Kit
35-0995 Complete
35-0287 Main Only



1 7/8" "E"
Black Carburetor Only
VT No.
35-1050



Sifton Enricher for S&S, fits Super E&G and B carburetors, includes chrome knob.
VT No. 35-0466



Chrome Choke Knob for Super E&G. Allows use of the stock plunger and spring. Kit includes brass plunger nut and chrome knob.

VT No.	#	Item
35-0132	A	Choke Knob
35-0217	B	Idle Screw Set



Long Float Bowl Screws fit S&S E carburetors, to facilitate easy removal of bowl.

VT No.	Finish
35-0025	Brass
35-0029	Chrome



Hi-Flow Air Cleaner Element fits S&S E Air Cleaners. Kit includes washable 3.5" high filter and mount studs. Mount studs available separately.

VT No.	Item
34-0653	Kit
37-0055	Mount Studs



34-1176



34-0935

Replica Air Filter Elements fit S&S models washable.


VT No.	Model
34-1176	E&G
34-0935	B
34-0251	E&G



35-0992

"R" Carburetor has 1 7/8" bore.

VT No.	Item
35-0992	Carb
35-8035	Manifold, BT
35-8033	Manifold, XL



Air Cleaner Support Brackets fit S&S Super 'E' and 'G' for 1957-85 XL
VT No. 34-0337



ThunderPro ThunderJet fits S&S 'G' & 'D' Series carburetors. Increases fuel delivery. Black finish.
VT No. 35-0179



34-0199

S&S Air Cleaner for stock carburetors. Chrome plated S&S tear drop air cleaners to fit all Tillotson, Bendix or Keihin carburetors. Complete with cover, backing plate, element and all hardware needed for installation.

VT No.	Fits
34-0199	1966-84



Throttle Cable Kit



Throttle & Cable Kits include grips, throttle and idle. Barnett cable with ends attached for S&S 'E' & 'G' carburetors.

VT No.	Item
35-9246	38" Complete Kit
35-0212	Handle and Grips only

S&S Super 'E' & 'G' Cables for Dual Stock Type Throttle Handles.


Stainless	Black	Length	Type	Years
36-1504	36-2464	38"	Throttle	81-95
36-1506	36-2466	38"	Idle	81-95
36-1561	36-0744	38"	Throttle	96-up
36-1562	36-0746	38"	Idle	96-up
36-1563	36-2545	42"	Throttle	81-95
36-1564	36-2544	42"	Idle	81-95
36-1565	36-0732	42"	Throttle	96-up
36-1566	36-0734	42"	Idle	96-up



Chrome Throttle Clamps and Tube Set feature smooth design, upper and lower pieces with screws and nylon throttle tube, for single or dual cable applications.

VT No.	Type
35-0253	Single
35-0254	Dual

Chrome Hand Grip Hole Plugs replace 56238-62 on 1960-up, using stock grips, 10 pk.
VT No. 28-0618



Nylon Throttle Tubes.

VT No.	Type	Year
35-9073	Single	1976-81
28-1981	Dual	1982-95
35-9870	Dual	1996-up
35-9871		2008-up



Throttle Cable Bracket and Clamp fits 1972-73 XLH, XLCH.
VT No. 2904-4



Throttle Kits available in single or dual units with or without grips and chrome end plugs.

VT No. Type

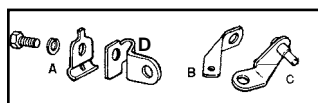
35-0215**	Kit with 2 grips
35-0700	Cable Assembly Kit, single
35-0211*	Throttle only
35-9073	Nylon Tube only
35-0210	Adjuster only

*Note: Includes nylon tube with chrome clamps

**Note: Includes chrome end plug.



Bendix Carburetor Throttle Kit includes single cable throttle assembly, cable with adjuster and chrome bracket.
VT No. 35-0070



Carburetor Cable Brackets.

VT No.	#	OEM	Fits/Finish
31-0445	D	27449-92	1972-73 XL Zinc
31-0446	B	27449-66	1966-71 XL Zinc
35-0208	C	27459-74	1974-up XL w/Bendix Chrome
2904-4	A&B		1972-73 XL



Universal Throttle Sets feature chrome housing with adjuster, metal twist tube, both use universal cable.

VT No.	#	Item
35-0071	A	1" with Anderson Rubber Grips
35-0232		As Above without Grips
28-0116		Grips for Above
35-0213	B	1" with Plastic Grips and Cable
35-0214	D	7/8" with Plastic Grips and Cable
36-0104		Cable only, barrel end, 48"
36-0112		Cable only, barrel end, 60"
36-2538		Handle Ferule with nut

*Note: Does not include left side grip order 28-0215.



Dual 1981-up (Push-Pull)

VT No.	Item
35-0237	Kit with grips
35-0212**	Kit with grips
35-9352**	Kit w/black cables, 1981-89
35-9350	Kit w/black cables
35-9351	1996-up Kit w/black cables
35-9149*	Throttle only
35-9218	All Friction Spring

*Note: Includes nylon tube with chrome clamps.

**Note: Includes chrome end plugs.



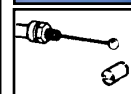
Chrome Throttle Cable Router directs cable on Tillotson carburetor.
VT No. 35-0500



Throttle Adjusting Kit includes chrome knob and spring. Fits 1974-up.



VT No.	Item
35-0210	Adjuster w/Spring
13-9197	Spring
12-0980	Retaining Ring



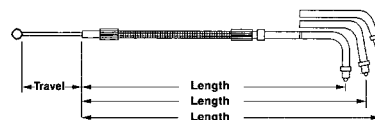
Keihin Throttle Cable End. Brass cable fitting end. Replaces 56508-76, 10 pk.
VT No. 36-2480



Throttle Thumbwheel Screw is 1" diameter for throttle return on 1974-up models. Spring included.
VT No. 35-0372



Throttle Cable Set



Throttle/Idle Cables

M&M Cables are constructed with the Supra™ stainless steel braid which is tightly woven for a bright, quality consistent finish. The clear coat is UV resistant, heat bonded, non-yellowing grade for long service life. All applications include the correct fittings, adjuster and inner lengths for an exact installation and fit.



Stainless Steel Braided Cable Set by M&M features clear coating for throttle and idle applications.

VT No.	Year	Model	Length
36-0857	1996-98	XL	Stock (35")
36-0856	1990-95	XL	Stock (34")
36-0866	1990-96	XL	+8" (42")
36-0855	1981-89	XL	Stock (38")
36-0827	1999-up	XL	Stock (33")
36-0114	1982-95	S&S	42"
36-0115	1982-95	S&S	54"
36-0857	1996-up	S&S	34.25"
36-0129	1996-up	S&S	38"
36-0128	1996-up	S&S	42.50"
36-0119	1996-up	S&S	47"
36-0131	1996-up	+12"	52"



Black Matched Stock and Idle Cable Sets for Big Twins include correct throttle and idle cable assembly.

Stock	+8"	+12"	Years
36-0858	36-0861	—	1996-up
36-0859	36-0862	—	1990-95
36-0860	36-0863	36-2561	1981-89

Throttle/Idle Cables are available in black vinyl or braided stainless covering with correct end fitting for each application, also available in over stock length. All are assemblies unless noted.

V-Twin Stainless	V-Twin Black	Barnett Stainless	Barnett Clear Coat	Barnett Black	OEM	Length	Fits
—	—	—	36-1500	36-2460	56389-74	Stock	1974-75
—	36-0107	—	—	36-0107	—	+6" Extension	As Above
—	—	—	36-1501	36-2461	—	+8" Extension	As Above
36-0901	36-0102	—	36-1502	36-2462	56313-76	Stock	1976-80
—	36-0103	—	—	—	—	+6" Extension	As Above
—	36-0357	—	36-1503	36-2463	—	+8" Extension	As Above
—	—	—	—	36-0948	—	+12" Extension	As Above
36-0903	36-0101	—	36-1504	36-2464	56324-81	Stock	1981-85 Throttle Cable
—	36-0357	—	36-1505	36-2465	—	+8" Extension	As Above
—	36-0356	—	—	36-2558	—	+12" Extension	As Above
36-0902	36-0100	36-0635	36-1506	36-2466	56323-81	Stock	As Above Idle Cable
—	—	—	36-1507	36-2467	—	+8" Extension	As Above
—	36-2557	—	—	—	—	+12" Extension	As Above
—	—	—	36-1520	36-2472	56308-86	Stock	1986-87 Throttle Cable
—	—	—	36-1521	36-2473	56309-86	Stock	As Above, Idle Cable
—	—	—	36-1522	36-2490	56308-88	Stock	1988-95 Throttle Cable
—	—	—	36-1523	36-2491	56309-88	Stock	As Above, Idle Cable
—	—	—	36-1524	36-0703	56308-96	Stock	1996-01 Throttle Cable
—	—	—	36-1525	36-0705	56309-96	Stock	As Above, Idle Cable
—	—	—	36-1568	36-0762	56400-96	Stock	2002-up Throttle Cable
—	—	—	36-1569	36-0763	56401-96	Stock	As Above, Idle Cable



Cable Sets



Chrome Dual Throttle Cable Separator is two piece design.

VT No. 31-9942



Chrome Throttle Cable Support Bracket. for all Twins with Bendix carburetor. Replaces 27459-74.

VT No. 35-0208


Barnett Clear Coat Braided Stainless Throttle Cable Sets include throttle & idle cable.

VT No.	Year	Model	Length
36-0832	1981-95	S&S Super E.G. Screamin' Eagle	40.125"
36-0829	1996-up	S&S Super E.G. Screamin' Eagle	40.375"
36-0830	1981-95	S&S Super E.G. Screamin' Eagle	45.375"
36-0831	1996-up	S&S Super E.G. Screamin' Eagle	41.50"
36-0832	1981-85	XL	Stock
36-0833	1981-85	As Above	+8"
36-0851	1986-87	XL	Stock
36-0852	1988-95	XL	Stock
36-0853	1996-01	XL	Stock



Spiral Chrome Throttle Cable in stock length. Fits 1976-80 all throttle.

VT No. 36-0511



Clutch Cable

Clutch Cable Assemblies feature heavy duty construction designed for reliability and longer service. By V-Twin or Barnett in black vinyl or braided stainless covering.

V-Twin Stainless	V-Twin Black	Barnett Stainless with Clear Coat	Barnett Black	OEM	Length	Fits
36-0504	36-0406	36-1534	36-2350	38619-57	Stock	1957-70 All XL
—	36-0407	—	—		+4" Ext.	1957-70 All XL
—	—	—	36-2351		+8" Ext.	1957-70 All XL
36-0506	36-0408	36-1536	36-2352	38619-71	Stock	1971-85 All XL
—	36-0409	—	—		+4" Ext.	1971-85 All XL
—	—	36-1537	36-2353		+8" Ext.	1971-85 All XL
—	—	—	36-2495		-5" Under	1971-85 All XL
—	—	—	36-2354		Stock	1971-85 All XL, Nylon Lined
—	36-2425	—	—	38619-06	Stock	1986-90 XL 883
36-2513	—	—	—	38621-86	Stock	1986-90 XL 1100, 1200
—	—	36-1538	36-2485*	38619-86A	Stock	1986-03 XL 883
—	—	36-1539	36-2486*	38621-86A	Stock	1986-03 XL 1100, 1200
—	—	36-1540	36-2487*		+6" Ext.	1986-up XL 1100, 1200
36-8061	36-2432	36-1541	36-0539	38620-96	Stock	1996-03 XLH-1200CC
—	36-8089	—	—		2" understock	As Above
36-8064	36-8085	—	36-8087		38699-04	Stock 2004-up XL
36-8078	36-8086	—	36-8088		+4" Ext.	2004-up XL

*Note: Uses eyelet style end. Hand lever pin is supplied.



Stainless Steel Braided Clutch Cables.

VT No.	Casing Length	Length	OEM#	Application
36-8050	52.75"	Stock	38619-86A 38663-00	86-03 XLH 883 Std., 87-91 XLH 883 Deluxe, 00-03 XL 833C/1200CC, 02-03 XL 883 R, 96-03 XL 1200S
36-8052	61.25"	Stock	38621-86A	86-87 XLH, 92-95 XLH 833 Delux, 87-95 XLH 883 Hugger, 88-95 XLH 1200
36-8053	47.06"	Stock	38619-84	70-85 XLH, 81-85 XLS, 70-79 XLCH
36-8061	57.25"	Stock	38662-00 38620-96	96-03 XLH 883 Hugger/ XLH 1200, 99 XL 883C, 96-99 XL 1200C
36-8064	54.75"	Stock	38699-04	04-up XL/XL 883C/XL 1200R
36-8078	59.25"	+4"		As Above



36-0578



36-0579

Chrome Clutch Cable Adjuster Cover fits 1987-up Big Twin and installs over adjuster at clutch adjustment cover. Locks in place with stainless set screw. Will retro fit Barnett or stock cables.

VT No.	Type	Style
36-0578	1982-up	Upper
36-0579	1987-up	Lower



36-0621


60" Chrome Cable Wrap is a classic 1950's style dresser trim item. I.D. size noted. Sold each.

VT No.	Size
36-0520	5mm
36-0521	6-7mm
36-0525	10-11mm



Rubber Cable Oiler Boot replaces 38690-55, for XL 1955-80. 5 pack.

VT No. 28-0401




26-2130



26-0505



26-2138



26-2132



36-2559

Lever Pins/Bushings

VT No.	OEM	Item	U/M
26-2130	45036-82	1982-87	10
26-0505	45036-68	1965-72 with Bushings	10
26-2138	45039-68	Nylon Bushing	25
26-2132*	45036-88	1988-up with Bushings	Ea
36-2559	45423-92	Lever Bushings	10

*Note: Teflon pin fits 1988-up eyelet clutch cables



Replica Clutch Adjuster Sleeve. Fits 1954-71, 7/16" hole levers. Zinc plated.

VT No. 37-8460



Speedo Cable



Front Wheel Drive Speedometer Cables

Choose by application or by length and top nut size.

Blk Vinyl Stainless OEM Length Top Nut
1984-87 XLH, 1986-87 XLH 1100, 1984-85 XL, 1983-85 XR.

Replaces OEM 67078-85A, 67051-73 & 67052-78A.

36-0606 36-2528 See Text 40" 16mm

36-0813 — Barnett 40" 16mm

— 36-0120 Coated 40" 16mm

1973 XL, 1988-94 XLH, 883 HUG-DLX and XLH 1200.

36-2414 36-2529 67048-83A 43" 16mm

— 36-0121 Coated 43" 16mm

36-0815 — Barnett 42" 16mm

36-0608 — 67052-78B 49" 16mm

1973 only XL Models.

36-0601 — 67051-73 42.5" 16mm

36-0602 — +4" 46.5" 16mm

1983 XLS Models.

36-2410 36-2530 67054-83A 46.5" 16mm

1974-83 XL Models.

36-0603 36-0819 67051-74 39" 12mm

— 36-0123 Coated 39" 12mm

36-0814 — Barnett 39" 12mm

36-0959 — With Elbow 41" 16mm

36-0604 — +4" 43" 12mm

36-0605 36-2534 +6" 44.5" 12mm

— 36-0124 Coated 44.5" 12mm

1979-82 XLS Models.

36-2411 36-2533 67060-79A 38" 12mm

Transmission Drive Speedometer Cables

Black Metal OEM Lgth Top
Vinyl Zinc Zinc Nut

1957-70 XL's Trans Drive

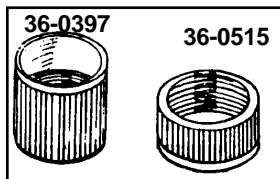
36-2570 36-2577 67051-52A 46" 5/8"

1970-72 XLH Models.

36-0992 — 67051-70 46" 16mm

1952-70 XL, Mini Speedo Kit 39-0365 and 39-0314

36-0512 Custom — 50" 12mm



Replacement Speedometer Cable

Nuts for front wheel drive cables and sold in 5 packs.

VT No. Size

36-0397 12mm

36-0515 16mm Course

5/8" NPT, fits Fat Bob

Cable Clamp



Chrome Cable Clamps are two-piece design for securing cables or wires to frame and forks. Sold each. As noted for cable type

VT No.	Size	Holes	Type
37-8911	1"	1	Clutch
37-9119	1"	2	Throttle
31-9943	1"	Slot	Throttle (2)
37-8976	1 1/4"	Slot	Throttle (2)
37-9396	1 1/4"	2	Throttle (2)
37-8915	1 1/8"	1	Clutch
37-9359	1 1/4"	1	Clutch
37-8913	35mm (1 3/8")	1	Clutch
37-8914	39mm	1	Speedometer
37-9341	41mm	1	Speedometer
31-1010	49mm	1	Clutch



Chrome Billet Cable Clamps sold each.

VT No.	Size	Type
37-0883	1"	Throttle, Single
37-0887	41mm	Clutch
37-0897	39mm	Clutch



Kwik-Klip attaches brake line or speedo cable to fork leg.

VT No.	Inner Diameter
24-1023	39
24-1024	49
24-0497	41



41mm Push On Fork Tube Clamps.

VT No.	Style
31-0315	Smooth
31-0316	Groove



Cable Adapter allows use of 5/8" cable on 12mm threaded speedometers.

VT No. 36-0507

Brake Cables



Brake Cable Clamp cinches cable to brake arm.

VT No. 26-0508



Cable Clamp is fitted to hand lever for emergency or permanent use. Easy to install .460" diameter, pair.

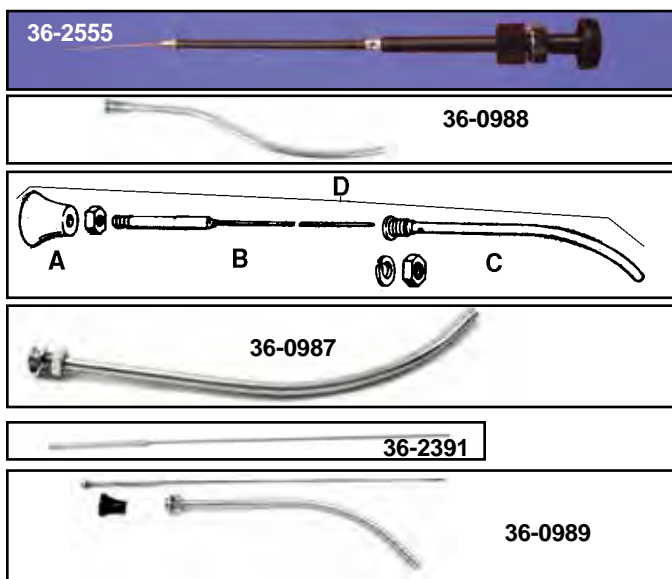
VT No. 26-0509



Front Brake Cable. Replacement core and casing for 1949-71 FLH Glide 1952-72 Sportster models. Replaces 45073-51 60" long, must be cut to proper length.

VT No.	Type
36-2385	Stock V-Twin
36-2565	Stock M&M
36-0545	Replica 1949-52, 26"
36-0501	Stock Type, Barnett
36-0509	Replica
36-2489	Braided Steel

Choke Cable



Choke Cable Assemblies for years listed.

VT No.	#	OEM	Fits
36-0989	D	Kit	1967-70 XL
36-0946	D	Kit	1972-79 XLH-XLCH
36-2555	D	29229-88D	1988-up XL
36-0987	C	29220-67	1967-70 XL
36-0988	C	29220-72	1972-78 XL
		29219-78	1979-E80
36-2391	B	29216-72	1972-78 XL
36-0994	A	29214-67	1971-84 XL Knob Black plastic

36-0994



Chrome Choke Knob fits 1989-up CV model carbs. **VT No. 36-0551**

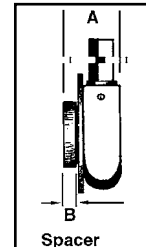
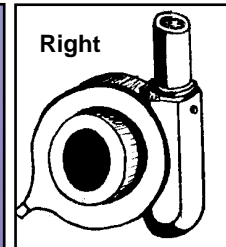


Choke Knob Insert polish stainless, pack of 5. Fits 1989-up. **VT No. 36-0555**



Block Off Plug for speedometer drive hole plug fits 1952-72. **VT No. 2057-2**

Speedometer Drive



Speedometer Drive Units fit front wheel only, have .750 axle hole, for right and left side as noted, spacer length note. (A) Overall (B) Spacer length. 2.1 Ratio.

VT No.	OEM	Spacer	Length	Fits	Side
36-0800	67127-73	.268	.789	All 1973-83 XL-XLS-XLCH	Right
36-2526	Chrome	.268	.789	As Above	Right
36-0802	67127-84A	.361	.940	1984-94 XL	Left



Chrome Speedometer Drive Cover fits perfectly over the existing drive units. Fits 1987-95 with 39mm Forks.

VT No. 42-0434



Speedometer Drive Spacers replace drive units. Fits 1973-83 XL.

VT No. 44-0390



Speedometer Cable and Cable Mount for front wheel drive models 1973-95. 5 packs.

VT No.	OEM	Item
31-0149	38623-68	Chrome Bracket
28-1998	66996-85	Cable Boot



Electronic



Speedometer Sending Unit Wrench features a shortened 3/16" ball end hex bit for removal or installation of hex screw used on all models equipped with electronic sending units.

VT No. 16-6738



Speedometer Calibrator Corrects readings of stock electronic speedometers when using oversized rear tires or when other drive train modifications have been done that effect final drive ratio. Use on all Big Twins.

VT No.	Brand
36-0250	S&S
36-0422	V-Twin



1995-up XL Electronic Speedometer Sending Unit replaces 74402-95B. **VT No. 17-0589**



Programmable Transmission Speedometer Sensor is a fully adjustable sensor assembly for all 5 & 6 Speed transmissions with electronic drive speedometer. Allows fast and accurate adjustments for any tire size, pulley on gear ratio change.

VT No. 36-0150

Digital Speedo/Tachometer



Digital Speedometer/Tachometer

has the following functions:

- Bar Graph Tach
- High Beam
- Neutral
- Oil Pressure
- Turn Signals
- Digital Odometer
- Trip Meter
- Unit measures

110mm ((L)x57mm (H) x 38mm(W).

VT No. Item



- 39-0599** Gauge (A) **Requires an installation bracket**
39-0685 Gauge (B) **No bracket necessary for installation**
31-0984 Bracket
31-2145 Bracket
31-1262 Bracket





Multi-Colored Mini Gauges. 60 mm gauge features a 2.4" polished stainless body with a white face, total length of 2.7". Units include a chrome bezel with choice of red, orange, blue, yellow, white, green or purple by the push of a button. Works on 12 v systems. Tach adapter required for use with single fire ignition. Speedometer accepts 12 mm drive cable.

VT No. Gauge Ratio

- 39-0417** Speedometer 2:1
39-0433 Speedometer 2240:60
39-0434 Tachometer Electric



Mini Gauge Kit



48mm Deco or 60mm Mini Speedometer and Tachometer Kits include gauge, chrome bracket and rubber handlebar clamp and proper cable which can be installed without any adapters or modifications.

1995-99 kits for XL includes drive and cable.

48mm Deco	60mm Mini	Ratio	Fits
Speedometer			
39-0365	39-0314	2:1	1952-72
39-0368	39-0315	2:1	1973-94
39-0554	39-0555	2:1	1995-99
—	39-0575	Electric	1995-up (Not a Kit)

Tachometer

39-0366	39-0317	1971-80
39-0367	39-0392*	Electric 3-wire type

- 31-9997** Fits All Chrome Y mount
33-2008 Fits All Light socket with bulb
33-2047 Fits All 12 Volt bulb, 10 pack

Note: For use on 1978-up models with coil triggered tach, Green Negative wire goes to negative side of coil. Red wire goes to ignition side of key switch. Tach head must be grounded by black wire.

Cable 36-0512 fits 39-0314 & 39-0316 kits.

Cable 36-0603 fits 39-0315 kits.



Chrome Billet Housing will accept 48 mm electronic tachometer or speedometer.

VT No. **39-0116**


Chrome 60mm Tachometer Housing Kit includes bracket (to mount to XL 39mm 1988-up fork stem bolt) and 60 mm electric tachometer. Housing which is available separately may be fitted with any 60mm electric speedo or gauge.

VT No. Item


- 39-0202** Tachometer Kit (Includes housing & bracket)
39-0204 Speedometer Kit (Includes housing & bracket)
39-0203 Housing Only
24-0637 Stem Bolt



Gauge Mount



For 48mm Mini Gauge



Chrome Billet Gauge Holder fits 48mm or 60mm gauges for T-type bars 1" or 1 1/4" with 3 1/2" center.

48mm	60mm	Holes	Type
39-0602		None	Single
39-0603		2	Single
39-0604	39-0613	None	Dual
39-0605	39-0614	2	Dual



Speedometer Visor fits 1995-up XL models.
VT No. 39-0223



31-0877 Installed


Chrome Billet Fork Tube Gauge Bracket permits quick and easy installation of mini 48 mm gauges to exposed fork tubes. Gauges are sold separately.

VT No.	Fork Size
31-0876	39mm
31-0877	41mm



3/8" Indicator Lamps.

VT No.	OEM	Color	Type	Fits
33-2022	68489-86	Red	Oil Pressure	1986-up XL
33-2023	68574-86	Green	Neutral	1986-up XL
33-2024	68023-92	Blue	HiBeam	1986-up XL
33-2025	68695-91	Green	Turn Signal	1991-up XL
33-2026	68002-92A	Red		1991-up XL



Indicator Lamps fit visors and dash for high beam, neutral and generator.

VT No.	OEM	Color	Type	Fits
33-1956	67851-75	Green	Neutral	1975-83 XL
33-1957	68536-75	Red	Oil Pressure	1975-83 XL

Speedometer and Tachometer Brackets in chrome fit all XL models.

VT No.	OEM	Lite	Years	Type
39-0142	67053-83	3	1983-91	Single
39-0397	67053-86	4	1986-91	Single
39-0941	67083-92	Slot	1992-94	Single
39-0212	67293-95		1995-up	Single
39-0141	67110-83	3	1983-91	Dual
39-0400	67036-86	4	1983-91	Dual
39-0942	67167-92	Slot	1992-94	Dual
39-0213	67294-95A		1995-up	Dual



Chrome Gauge Covers fit FXR models.

VT No.	OEM	Year	Type
39-0162	Set	1984-90	Tach and Speedometer
39-0395	67092-85	1984-94	Tachometer
39-0394	67090-85	1984-90	Speedometer
39-0943	67091-91	1991-94	Speedometer
39-0955	92061-83	1983-up	Rubber Cushion
39-0956	67104-83	1984-91	XL Rubber Cushion



Speedometer and Tachometer Brackets, 1973 only.

VT No.	OEM	Type
39-0143	67181-73	Single Gauge
39-0139	92074-73	Tachometer-Speedometer
39-0140	67180-73	Cup for Speedometer and Tachometer



Tank for 2004-up XL



38-7079



38-7080

Bobber Gas Tank for XL. Tanks have a 2.3 gallon capacity and left side petcock.

VT No. Year

38-7079 2007-up

38-7080 2004-06



38-0295



38-0283

King Tanks available with pop up gas cap. Capacity is approximately 3.3 gallons. 38-0283 purchase gas caps separately, 38-0352

VT No.	Style	Year
38-0295	Pop Up	2004-06
38-0283	Aircraft	2004-06
38-0296	Cap Only	



38-0025



38-0065



38-0026

Bobber Tanks are 3.2 gallon and fit 2004-06 models. 38-0026 accepts dash kit.

VT No.	Type	Cap
38-0025	Smooth	2
38-0065	Smooth	1
38-0026	Accepts Dash	2
37-0350	Bolt Set	



Chrome Right and Left Gas Tank Cover fits 2004-up XL.
VT No. 38-0933



35-0748



35-0750

Adapter Bushing allows use of carb type petcock on electronic fuel injection models.

VT No.	Model
35-0748	FX-FL
35-0750	XL



38-0877



38-0270



38-0885



38-0880



38-0951



38-0853

Replica Tank with stock or aero filler neck.


Replica	Aero	Year	Type
38-0270*	38-0885*	2004-06	Carburetor
38-0877*	38-0880	2007-up	Electronic Fuel Injection
38-0853	—	2007-up	Electronic Fuel Injection
38-0951	—	2011-up	2.4 Gallon 1200X
28-0928	—	2007-up	EFI Plug

*Note: Order cap separately.

Note: 2007-up XL models are fuel injected and require a fuel tank that accepts the Electronic Fuel Injection unit.



38-0030



38-0030 Installed

2" Stretch Tank as shown on 2004 XL Sportster, to fit 2004-06 models, 4.0 gallons.

VT No.	Type	Cap Type
38-0030	Smooth	Screw In
38-0425	Smooth	Pop-up



4.0 Gallon One Piece Bobbed Tank for 2004-06 XL's and includes bolt in locking aircraft style gas caps and full rubber mount system.
VT No. 38-0299



1982-03 Tank



One Piece Bobber Tank fits 1982-03 brackets included. Order cap separately. VT No. 38-0639



2" Stretch!



38-0260

Seamless Side Panel Design!



38-0260



38-0262

38-0262



38-0297 with Indented Sides



38-0930



38-0931



38-0481



38-0482



38-0483



38-0484

Legacy Gas Tanks use stock bung cap for Sportsters.

VT No. Year

38-0481 1983-03

38-0482 Custom

38-0483 2004-10

38-0484 2007-up EFI



38-0281



38-0281



King Tanks available with air craft or pop up gas cap. Feature smooth radius edge profiles. Capacity is approximately 3.3 gallons.

Air Craft Pop Up Year

38-0281* — 1982-1995

38-0426 38-0296 Cap Only

***Note:** Does not include cap must be purchased separately.

2" Stretch Tank for 1982-2003 XLS is one piece curved design with full rubber mounting. Order coil and switch location kit for 1995-2003 models. Dash type accepts 2, 3 or cast dash assemblies.

VT No.	Type	Year	Type
38-0260	Dash Type	1982-2003	Smooth
38-0262	Single Cap	1982-2003	Smooth
38-0297	Single Cap	1982-2003	Indent
38-0930	Single Cap	2007-up	Smooth (No Cap)
38-0931	Single Cap	2007-up	Indented



38-0191

Bobbed Tank Kit features one piece 3.2 gallon design, which includes chrome bung style late caps, and all necessary mount hardware for installation. Kit also includes a chrome cast dash kit.

VT No.	Years
38-0179	1982-94
38-0177	1995-03
38-0191	2004-06

*NOTE: THE ABOVE TANK KITS INCLUDE A DASH KIT WHICH INCLUDES A PLAIN DASH BASE WITHOUT WIRING, 2:1 RATIO BOB STYLE SPEEDO, A 43" SPEEDO CABLE FOR FRONT WHEEL DRIVE APPLICATION AND A LATE BOB TYPE 6 POST CHROME KEY SWITCH. UNITS FOR 1995-UP DO NOT INCLUDE SPEEDO OR CABLE, THESE KITS DO INCLUDE BRACKET TO MOUNT STOCK ELECTRONIC SPEEDO FROM MOTORCYCLE AND A COIL RELOCATION KIT. TANK IS 21 1/4" LONG AND 12 3/4" WIDE. MOUNT HOLE TO MOUNT HOLE IS 15 1/4". PETCOCK ON LEFT. TANK ASSEMBLIES ARE SOLD WITH "PLAIN DASH BASE" AND ARE NOT DESIGNED TO BE WIRED FOR INSTRUMENT LIGHTING. DASH BASES VT No. 39-0959 FOR 3-LIGHT AND VT No. 39-0960 FOR CAST DASH ARE AVAILABLE SEPARATELY FOR BUILDER REQUIRING DASH LIGHTING.

Bobbed Tank Kit



Bobbed Tanks feature a smooth top and does not accept dash panel or speedo. 3.2 gallon capacity and includes necessary hardware for installation. Order cap set VT No. 38-0321 late bung style caps separately. 1995-up kits include coil/ignition switch kit. Tank width is 14 1/2" tapering to 9", overall length is 19", tunnel height is 7 1/2" and width is 2 1/2".

VT No.	Years
38-0090	1957-78
38-0072	1979-81
38-0091*	1982-94
38-0071*	1995-03
38-0025	2004-06
38-0321	Chrome Two Cap Set
31-0321	Coil Mount and Switch Cover Kit

*Note: Mount hardware not included!



Bobbed Tanks fit XL's and feature bolt in locking aircraft style gas caps and full rubber mount system for 1982-03 models.

VT No.	Style	Gallon	Year
38-0033	Bobbed	3	1982-03
38-0426	Cap Only with two keys		

3.2 Gallon E-Z Bob Tank



Bobbed Tanks One Piece for Sportsters will bolt to existing mounting holes and includes hardware. Available as tank only which will accept 2, 3 or cast type dash kits which includes 3 lite dash, plain unwired dash base, 2:1 ratio speedometer, key switch(for cosmetic looks only) gas cap set, gas tank and mounting hardware. 1982-up models must use XLS or shorter seat. All tanks use 38-0321 gas cap set and are 3.2 gallon capacity. Tank measure 21 1/4" long and 12 3/4" wide and is 15 1/4" from mount hole to mount hole with petcock location on left hand side. 1995-up kits include coil relocation kit VT No. 38-0218 and speedometer adapter ring that allows use of stock speedometer in dash cover.

Kit	Tank Only	Years
38-0075	38-0097	1952-78
38-0076	38-0094	1979-81
38-0077	38-0096	1982-94
38-0067*	—	1995-03
—	38-0026	2004-06

*Note: Does not include speedometer cover



Bobbed Gas Tank Kit* include a 3.2 gallon one piece tank, chrome dash without key switch hole, plain dash base and mounting hardware. All kits can be used with a solo seat or custom seat with a shorter nose like our XLS types. Dash will not accept a speedo with a built in tach. Order speedo separately. Tank is 21 3/4" long and 12 3/4" wide. Mount hole to mount hole is 15 1/4" petcock on left. Fits 1982-94 bung style.

VT No. 38-0082



Replica Gas Tank



38-0024



38-0104



38-0743



38-0117



38-0085



38-0039

Replica Gas Tanks for Sportster are stock styled high-tunnel Tanks that feature stock mounts and filler neck. Fits 1955-up, 2.4 gallon capacity. Tanks use a 1975-up petcock.

VT No.	OEM	Fits	Side
38-0095*	61000-54C	1952-70 includes vent tube & accepts early petcock 35-0400	Right
38-0024*	61023-83	1982-93 Rubber Mount	Right
38-0104*	61044-75	1958-78	Right
38-0743		1958-78	Right
38-0105*	61097-79	1979-81	Right
38-0117**	61023-83	1982-92	Right
38-0085**	61023-93	1993-2003	Right
38-0039**	61023-93	1993-2003	Left

*Note: Uses early cap 38-0310

**Note: Uses cap 38-0317



38-0224




31-0321



38-0218

Iso-Mount Kit.

VT No.	Year
38-0224	1957-78
38-0225	1979-81
38-0219	1982-2003
38-0218	1995-98 Coil and Switch Mount Relocation Kit
31-0321	Coil Mount and Ignition Switch Cover with Hardware, 1995-up



38-0219

Gas Cap



38-0757



38-0361



38-0391



38-0405



38-0423



38-0789



38-7001



38-0541

Gas Caps for screw in bung style gas tanks. Vented type fits 1983-up single cap XLH tanks. Sold each.


VT No.	Style	VT No.	Style	VT No.	Style
38-0757	Pop-Up	38-0423	Maltese	38-0539	Smooth, Black
38-0361	Pop-Up	38-7001	Eagle	38-1132	Skull, Black
38-0391	Cross	38-0789	Skull	38-6719	Wings
38-0405	Flame	38-0541	Flame		




Chrome Spinner Gas Cap fits bung style tanks with vent.

VT No.	Fits
38-0409	1983-95
38-0429	Set 1983-95

Mounting Hardware



38-0207




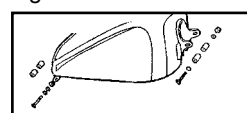
38-0216



38-0217

XLCH Gas Tank Mounting Hardware Kit includes nuts, washers and spacers for mounting stock gas tank.

VT No.	Years
38-0207	1958-85
38-0216	1986-92
38-0217	1993-2003



2107-16




2265-6

Gas Tank Mounting Kit includes chrome custom acorn nuts, washers, studs, spacers and grommets.

VT No.	Year
2107-16	1996-2003
2265-6	2004-up

Hardware for above available separately.

VT No.	OEM	Year	Item
37-9209	42500-80	1980-up	Spacer
37-9208	5787	1993-up	Spacer
37-9211	61135-57	1952-81	Spacer




37-9211




38-0132 Back



38-0132 Front



38-0132
Rolled Bottom
Edge



38-0133
Installed
and Painted



38-0032



38-0032
under
side



38-0485



38-0485 under side



38-0274



38-0274



38-0799

V-Twin™ Replica King Tanks feature an updated design shape that rolls the bottom edge under, to give flowing lines, while still retaining the classic shape. These are replicas of the 1996-up stock versions which are stock on all 1997-up models. King Tank is 20" long 10" wide.

VT No.	Year	Gallon	Petcock	Type
38-0133	82-94	3.2	Right	Carburetor
38-0132	95-03	3.2	Left	Carburetor
38-0032	04-06	3.2	Left	Carburetor
38-0485	07-up	3.2	Left	Electronic Fuel Injection
38-0799	07-up	3.2	Left	Electronic Fuel Injection, Aero
38-0845	07-up	3.2	Left	Electronic Fuel Injection, Pop-up
38-0951	07-up	2.4	Left	Electronic Fuel Injection, 1200 X
38-0274		3.2	Left	Carburetor Custom
28-0923				Rubber Insert

King Gas Tank



38-0106



King

Stock



38-0118



38-0086

'King' Gas Tanks are made 2" wider than stock and include stock style mounts, 3.1 gallon capacity. King Tank is 17½" long, 10¾" wide. 38-0106 accepts ⅜" NPT petcock. Petcock side as noted.

VT No.	Year	Side
38-0106*	1958-78	Right
38-0107*	1979-81	Right
38-0118**	1982-92	Right
38-0086**	1982-94	Right

*Note: Uses Early Cap 38-0310.

**Note: Uses Cap 38-0317



38-0019



38-0021



38-0066



38-0098

Universal Gas Tanks available in 3.1 or 2.5 gallon capacity.

VT No.	Type	Size	Tabs
38-0019	2.5	Stock, Forward, Bayonet	Side
38-0021	2.5	Stock, Forward	Side
38-0023	2.4	Stock, Right	Side
38-0066	2.5	Stock	F & R
38-0098	3.1	King	F & R



Allen Tank Mount Kits.

VT No.	Year
37-9302	1972-79
37-9303	1986-95



Tank Riser Kit gives a 2" rise to the front tank on 1995-2010 Sportster models.

VT No. 38-0857



38-0288



38-0065

Chopper Tanks feature axed style with single center bung. 38-0288 is rubber mounted. Bung style cap.

VT No.	Year
38-0288	1982-03
38-0065	2004-06

Porkster Tank™



38-0079



38-0027



38-0028



Porkster Tank is 4.2 gallon axed style large tank to bolt on Sportsters models, use 38-0310 cap for single and dual cap styles and stock petcocks. Available in single or dual caps. Tank is 13½" wide, 15¾" long, 8¾" deep. Tunnel is 2¼" wide, 2¼" deep.

Single	Dual	Years	Petcock Side
—	38-0079*	1979-81	Right
38-0027	38-0028	2004-2006	Left

*Note: Uses early style pre1975 type petcock all other numbers use 1975-up type petcock.



Replacement Fuel Filter Kit is OEM style and fits 883 and 1200cc Sportster models. Fits 2007-up.

VT No. 35-6107

998



38-0686



38-0685



38-0687



38-0688

XR Style Gas Tank. Original shape for the "750" look.

VT No.	Fits
38-0686	1957-78
38-0685	1982-03
38-0687	2004-06
38-0688	2007-up
38-0636	XR 750 1957-78 Without brackets, Universal



38-0038



38-0037



38-0037
on bike



Replica Style 3.5 Gallon Tank.

VT No.	Year	Petcock
38-0038	1952-78	Right
38-0037	1982-2003	Left
38-0329	Cap	



LCD Dipstick with temperature read-out. Fits 1984-2003 XL models.

VT No. 40-0658




Oil Temperature Dipstick features

- Lighted LCD readout
- Fahrenheit or Celsius operation
- Replaceable battery
- Fits 1984-2003

VT No. 40-0602

Oil Cooler



Dual Cool Chrome Oil Cooler includes stainless steel hose and adapter fitting for engine to allow use of oil filter which is included on 40-0270 and 40-0272. 1971-81 models may require bracket modification. **Note:** Brackets included also sold separately.

VT No.	Year	Brackets
40-0272	2004-up	31-1177
40-0270	1979-2003	31-0722
40-0271	1957-78	31-0722



Sifton Oil Coolers for XL models. These are mounted vertically.

Deluxe	Slim Line	Chrome	Year
40-1525	40-1516	40-1518	1957-03
Jagg	—	40-1512	1957-up





Billet Twin-Cooler Set feature two independent 1" diameter cooler canisters with four billet clamps for mounting to 1 1/8" front frame tubes.

VT No.	Length
40-0339	9"
40-0805	7"
40-0806	11 1/2"

Finish
Chrome
Black
Black

Clamp	Size
40-0342	1 1/8"
40-0590	1"

Dipstick



Oil Tank Dipstick and Temperature Gauge Plugs. Stock dip sticks also available, replaces rubber plug in caps.

VT No.	Type	Year
40-0361	Temperature Gauge	1979-2003
40-0667	Temperature Gauge	2004-up
40-1526	Dipstick	2008-up XR
28-0219	Oil Tank Cap	1970-78
40-0227	Oil Tank Cap, Maltese	1970-78
40-0495	Dipstick	1970-78
40-0360	Dipstick fits	1979-2003
40-0463	Dipstick, Maltese	1979-2003



Sifton Oil Cooler is a replica style in black or chrome. Order bracket separately.

VT No.	Finish	Item
40-0305	Black	Cooler
40-0306	Chrome	Cooler
31-1758		1982-up Bracket



Oil Tank

40-0400



40-1254



XLH Chrome Side Oil Tank fits electric start Sportsters 1954-E78. Cap not included.

VT No.	Item
40-0400	Chrome Tank
40-1254	Black Tank
40-0504	Cap Assembly
40-0845	Cap Kit
37-0827	Mount Bolt Kit
15-0200	Cap Gasket (1952-65)
15-0201	Cap Gasket (1966-78)

40-0845



40-0425



40-0612



31-3965

XLCH Chrome Oil Tank fits 1970-78 with kick start in rigid or stock frame. Includes chrome fill plug. Top mount and lower mount available separately.



31-3975

VT No.	Item	Finish
40-0425	Tank	Chrome
40-0612	Tank	Black
40-0324	Tank	Black, Early
31-3975	Lower bracket	Chrome
31-3965	Upper bracket	Zinc
37-0826	Mount Bolt Kit	Zinc

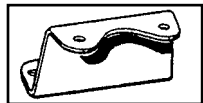


40-0403



Chrome Electric Start Oil Tank fits electric or kick starter models 1967-78. Tank utilizes stock mounts for installation. Measures 12" x 6" x 6". Some 1973-78 models may require strut brace modification. Battery compartment measures 7½" long x 4 1/4" wide.

VT No. 40-0403



XLCH Front Oil Tank Mount. Zinc plated, fits 1953-65.

VT No. 31-0426

Caps



Oil Tank Plug is constructed of rubber with chrome cap for tanks which accept a push in plug. VT No. 28-0219



40-9955



Chrome Oil Tank Cap fits the stock type oil tank on 1952-78 XLH. Replaces 62610-52A

VT No.	Item
40-0504	Cap
15-0329	Cap Gasket
15-0341	Cap Washer
40-9955	Dipstick
12-0970	Retaining Ring




Magnetic Drain Plug prevents metal particles from circulating through oil tank and time hole. Plug is ¾" — 18. OEM#720, 706A. VT No. 37-0098



40-0474
Installed



40-0742



40-0474



31-1755

Chrome 5.5" Round Oil Tank fits XL's with Rigid frame mounts by clamping to center tube or top mount center fill.

VT No.	Type	Finish	Brackets
40-0474	Clamp	Chrome	—
40-1476	Clamp	Raw	—
40-0741	Top Mount	Chrome	31-1755
40-0742	Top Mount	Raw	31-1755



40-0404

Chrome Magneto Horseshoe Tank for Sportster features side fill spout with a capacity of 3¾ quarts. Fits 1957-78 kick starter applications. No provision for a battery. Use mount kit to attach 40-0404 to single tube XL rigid frame. Includes cap.

VT No.	Item	Type
40-0404	Tank	Swingarm, stock
37-0098	Drain Plug	



40-0416



40-0437

Chrome Rigid Oil Tanks fit our frames VT No. 51-2174 thru 51-2177. Battery tray accepts 12N164B battery, VT No. 53-0518.

VT No.	Item
40-0416	Oil Tank
40-0437	Battery Tray with strap and Top



40-0399



40-0390



40-0391



40-0401



40-0397



40-0397

Oil Tank for XL's.

Chrome	Black	OEM	Year
40-0399	40-0390	62475-83	1983-93
40-0391	40-0401	62475-94	1994-96
40-0397	40-0257	62475-97	1997-2003
	40-0274	62888-04	2004-2009
28-0546		62563-65	Iso-Mounting Studs for Above Tanks

Note: Updated VT No. 40-0391 tank maybe fitted to earlier models by using battery oil tank mount tray.

VT No.	OEM	Year	Item
28-0409	60429-97	1997-2003	Bumper
28-0410	66214-97	1997-2003	Pad

Oil Tank and Cover for 1979-up



Installed
40-0001

Oil Tank Cover "Instant" Installation



40-0000



40-0002

Module Covers



42-9973



42-9974



42-0310

Ignition Module Cover for 1982-2003.

VT No.	Style	Item
42-9973	Chrome Eagle Spirit	Cover
42-9974	Gold Inlay Eagle Spirit	Cover
42-0310	Smooth Chrome	Cover
37-0824	Chrome Screw Set	1982-97
37-0893	Chrome Screw Set	1998-2003
37-8348	Insert for Above	



40-4006
1980-81 Style



40-4005

Chrome Right Side Oil Tank Covers replace stock cover perfectly.

VT No.	OEM	Year
40-4005	66415-79	1979
40-4006	66601-80	1980-81
28-0158	11406	Mounting Grommet, 1980-81, pair

Chrome Oil Tank Covers are of one piece form fitting design to fully cover the outer surface of the tank. Cover is easily installed without removal of tank. It is attached to the rear oil tank fittings by springs supplied on 1983-93 model and by clips on 1994-up models.

VT No.	Year
40-0000	1983-93
40-0001	1994-2003
40-0002	2004-up

V-Twin Developed The First Form fit oil tank covers in 1978 for the Sportster Electric Start Oil Tank.



Oil Filter Kit



Universal Oil Cooler-Filter Kit includes chrome spin on filter, finned aluminum mount flange, with hose and clamps.

VT No.	Item
40-0098	Filter Kit, Alloy
40-0952	Filter Kit, Chrome
40-0709	Filter Only, Chrome
31-2131	1" Frame Clamps



Sifton Oil Pre-Filters are constructed of machined alloy with a #40 mesh screen installed to trap large debris and a circular magnetic collar to collect the ultra fine ferrous particles before they reach the engine. Unit can be installed in the following locations for $\frac{3}{8}$ " inner diameter oil line: Supply line before the engine, all models. Return line to oil tank on XLCH and models without a factory filter, External oil return on high performance heads. Any pressure supply or return (use the prefilter with the $\frac{1}{8}$ " NPT threaded body).

VT No.	Type	Hose
40-0388	$\frac{1}{8}$ " NPT Body	$\frac{3}{8}$ "
40-0387	Barbed end	$\frac{3}{8}$ "
40-0389	Barbed end	$\frac{1}{2}$ "

1986-99 Oil Filter Hardware.

VT No.	OEM	Item
37-9195	6016	Washer
14-0556	11148	Quad Seal
13-9182	26002-86	Spring
14-0517	26433-77	O-Ring for Check Valve
13-9180	26436-86	Spring
32-0428	26554-77	Oil Pressure Switch



XLH-XLS Oil Filter Kit installs as engine mount plates and oil filter unit on all 1982-84 except Evolution. Accepts late peg assembly. Includes chrome filter, hose, clamps and chrome motor mount plates 16210-81 and 16213-81.

VT No.	Item
40-0301	Complete Kit
40-0711	Replacement Filter
27-0635	Late Type Foot Rest Support



40-0315 Installed



Oil-Filter Adapter for 1984-up XL alternator models, use 40-0709 filter.

VT No.	Item	Finish
40-0315	Adapter	Alloy
40-0316	Adapter	Chrome
40-0709	Chrome Filter	



Oil Filter Adapter Screw Kit fits all 1986-92 models.

VT No.	Type
8864-4	Acorn
9752-4	Allen



Pura-Flow Oil Filter Kit fits 1957-77. Kit includes left side motor mount plate, chrome filter and hose with clamps.

VT No.	Item
40-0097	Kit
40-0709	Replacement Filter



Pura-Flo Universal Clamp On Oil Filter Kit includes filter and hose.

VT No. 40-0850



Sifton Oil Filter Adapter for 1986-90.

VT No. 40-0540



Oil Filter Adapter use with 40-0709 filter. For 1986-2003 XL.

VT No. 40-0273



Oil Filter



40-0363



40-0857



40-0709

Note: Chrome and Black Spin On Filters are 3" outer diameter.



Chrome Fram Spin-On Oil Filter replaces 63782-80. Fits 1980-E84. 2.5" in length.

VT No. 40-0725



K&N Spin-on Oil Filters are available in chrome or black finish and feature hex nut end for easy removal and installation, improved pressure relief valve and anti-drain back valve.

VT No.	Finish	Fits	Length
40-1720	Chrome	1980-84	2.5"
40-1710	Chrome	1984½-up	3.75"
40-1711	Black	As Above	3.75"



Perf-Form Filter Unit is a complete drop-in replacement. 1954-78 XLH. Spring included.

VT No. 40-0380



40-0700



40-0705

Oil Filter Elements are original style. Fit 54-78 XLH models. Replaces 63888-53.

VT No.	Type
40-0700	Felt
40-0705	Metal Perforated
40-0720	Fram



40-0865 with nut

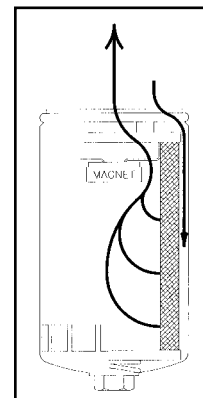
Magnetek™ Oil Filters feature a magnetic ring in center tower to trap particles less than 10 microns which could have escaped thru the filter wall.

Hex	VT No.	OEM	Fits	Lgth
40-0865	40-0851	63782-80	80-E84	2.5"
40-0864	40-0852	63796-77	84½-up	3.75"
			5-Speed XL	



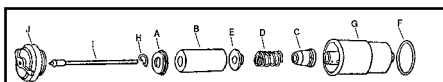
Oil Filter Wrench fits all spin on filters. ¾" drive.

VT No. 16-0743



Oil flows in around the outer diameter, through the filter media and out passing by the magnet. The magnet captures particles less than 10 microns which could have escaped through the filter wall.

1954-78 Filters



40-0125

Oil Filter Hardware for 54-78 XL models.

VT No.	#	OEM	Item
40-0714		Kit	A-B-C-D-E-F-H
40-9953		Kit	As Above w/cup (G)
40-9954	G	63826-53	Cup
40-0700	B	63839-53	Filter Element, 12 pieces
40-0122	E	63846-67	Lower Washer
13-0207	D	63831-67	Spring, 10 pack
40-0125	A&C	63881-67	Upper Seal Kit
		63882-67	Lower Seal
14-0526	F	63879-53	O-Ring, 10 pack
12-0940	H	63878-53	Clip 10 pack
40-9955	I	63885-65	Dipstick
40-0504	J	62610-52A	Chrome Cap Assembly



Drop In Filter Unit includes spring, O-ring and one piece filter.

VT No. 40-0172



VT No. 40-0714 includes internal components A-H as illustrated.



40-9953



SIFTON
MOTORCYCLE
PRODUCTS

Oil Gauge

All gauges measure 1.5" diameter.



40-9966



40-0182



40-0632

Sifton™ Rocker Box Oil Pressure Gauge Kits feature 0-60lb liquid filled pressure gauge with case fitting which allows retention of oil pressure switch for indicator lamp with chrome bracket and screw to mount to head. Stainless steel line included.

VT No.	Year	Item
40-9966	1991-03	Kit
40-0632	2004-up	Kit
40-0841	2004-up	Hardware
40-0182		Line



40-0515



40-9991

1½" Deluxe Liquid Filled Oil Gauge Kit. Liquid filled face eliminates needle bounce giving a constant reading. Gauge features weather resistant sealed lens with chrome rim and extra-heavy mechanism, stainless steel case. Includes necessary chrome fittings for bolt-on installation.

VT No.	Fits
40-0515	1957-84 All XL's
40-9991	1985-90 Evolution XL's Head Mount



Oil Gauge Fitting Kit accept standard oil gauge with ½" NPT. 1957-84 XLH. 3 piece kit.
VT No. 12-1415



40-9988



40-9988




40-0010

Blackface Nugget Oil Gauge Kit has original hex design to place oil gauge at rocker box level on 1957-85 Sportster. Sold as kit with 60 lb. Liquid filled gauge. Hex dome matches our rocker shaft end plugs early 7142-4, late 7143-4.

VT No.	Item
40-9987	1957-70 Complete Kit
40-9988	1971-85 Complete Kit
40-0359	1957-70 Fitting Only
40-0358	1971-85 Fitting Only
40-0010	1971-85 Fitting Only, Knuckle Nut Style
40-0500	60lb Gauge only, liquid, whiteface



40-0878



40-0589

1" OD Mini Oil Gauge with 1/8" pipe fitting.


VT No.	Year	Type
40-0878	1971-84	FX-XL
40-0589		1/8"NPT Gauge Only



40-9906



40-0500




40-0569



40-0571



40-0382



40-0386



40-9907

Oil Pressure Gauge has a stainless steel case and rim house. Available with liquid filled housing with 1½" face, 1/8" NPT male rear fitting.

VT No.	Pounds	Face	Brand
40-9906	0-30	Black	V-Twin
40-0500	0-60	White	AEE
40-0569	0-60	Silver	Sifton
40-0571	0-60	Blue	Sifton
40-0382	0-60	Black	Accel
40-0386	0-60	Black	V-Twin
40-9907	0-100	Black	Accel
40-0385	0-100	Black	V-Twin



40-0385

Oil Gauges are covered under our warranty exchange terms for replacement only.



Chrome Front Axle Kit



Rear Chrome Axle Nut Caps Set for both axle nut and axle head where required. Each cap has an internal hex to allow more thickness for set screws thread to eliminate thread stripping. **Note:** These axle caps will not work on late model rear axles with cotter key locking devices.


VT No.	Fitment
37-8885	1988-up
37-8885	1981-87
37-8884	1973-80
37-8884	1957-72



Front Axle Cap Cover Sets include right and left caps with set screws for glide type forks. Fits XL with 39mm forks.

VT No. 37-0036

Front Wheel Seal Spacers sold each for left side.

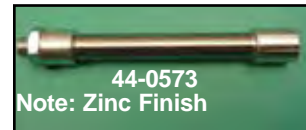


VT No.	Fits
44-0391	1973 XLH-XLCH
44-0305	1974-77 XLH-XLCH
44-0306	1978-95 XL-XLS
44-0296	1986-99 All XL Models



Chrome Front Axle Spacer, Washer and Nut Kits for 2000-up XL models with 39mm forks.

Smooth Groove
2028-5 2027-5




Chrome Front Axle Kits include plated axle, nuts, spacer, and hardware. ***Note:** Zinc Finish.

Year	Kit	Nut Kit	Axle	Axle OEM
1952-72	44-0573*	44-0308	44-0204*	43871-52
1973-77	44-0574	8768-3	44-0205	43871-73
1978-83	44-0576	8768-3	44-0206	43883-77
1986-87	44-0577	8768-3	44-0207	43883-84
1988-99	44-0578	8769-3	44-0086	43895-87
2000-07	44-0614	2028-5	44-0257	43895-08
2008-up	—	2509-6	—	—
2010-up	44-0747	—	—	Model "48"





Chrome Flush Mount Axle fits 1988-99 XL models with 39 mm forks. VT No. 44-0003



Pike Front Axle Cover Sets for 39 mm forks. Fits 1988-03.
VT No. 2263-2

Front And Rear Wheel Hubs



Rear Hubs

VT No.	#	OEM	Fits
45-0301	A	41017-55	1955-78 K-XL-XLH-XLCH
45-0668	B	43457-79	1979-81 All XL
45-0670	B	40952-82A	1982-85 XL
45-0671	B	40976-86A	1986-99 XL
45-0332	E	40976-00	2000-2004 XL
45-0333	E	41053-02	2005-2007 XL
45-0792	E	—	2008-up without ABS
45-0810	E	—	2015-up with ABS

Front Hubs

VT No.	#	OEM	Fits
45-0297	C	43600-73	1973 only XL
45-0307	D	43600-74	1974-77 XL's, Single Disc
45-0310	C	43600-78	1978-83 XL-XLS
45-0311*	C	—	As above, Satin
45-0298	C	43619-84	1984-99 XL-XLS
45-0292	C	—	As above but Dual Disc
45-0532	C	43619-00	2000-07 XL Hugger, Dual Disc
45-0641	C	43610-00	2000-07 XL Custom 883/1200 Chrome Single Disc
45-0793	E	—	2008-up Single Disc without ABS
45-0811	E	—	2015-up Single Disc with ABS
45-0958	—	—	2010-up "Model 48" without ABS

***Note:** Internals not included, order separately

All Hubs include bearings, races, seals, seal spacers and are assembled and chromed except where noted.



Rear Axle Kit





Rear Axle Kits include chrome axle, nuts, sleeves and spacers for each application.

Kit Cpt	Spacer	Collar	Axle only	Nut Kit	Model
44-0565	44-0324	44-0317	44-0217	44-0326	1952-78
—	—	—	44-0089	44-0326	1977-78, Zinc
44-0566	—	—	44-0220	8715-4	1979-85
44-0643	9997-3	—	44-0220	9997-3	1986-99
44-0644	2040-4	—	44-0220	37-9032	2000-03
44-0126	2258-5	—	44-0127	2258-5	2004
44-0125	2257-4	—	44-0128	2257-4	2005-07
44-0801	—	—	44-0248	—	2008-up




Chrome Axle Kits include pike or acorn nuts. Fit 1979-2004 models. $\frac{3}{4}$ " diameter.

VT No.	Style
44-0664	Pike
44-0665	Acorn



Chrome Rear Axle Spacer Kits include castle nut for axle and adjuster collars

Stock	Grooved	Years
2040-4	—	2000-03
9997-3	9996-3	1986-99
2258-5	—	2004
2257-4	—	2005
—	2483-4	2006-07
2510-5	—	2008-up

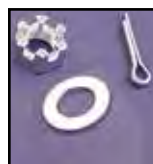


Rear Axle Nut and Washers fit 1952-79.

VT No.	Item	Finish	U/M
44-0326	Nut with washer	Chrome	Kit
37-8127	Nyloc-Nut	—	10 pack
44-0317	41598-52, Sportster 1952-77	Zinc	Each
44-0500	As Above	Chrome	Each



Rear Pike Axle Nut Cover Set fits 1993-2003.
VT No. 2261-2



Chrome Rear Axle Nut Kit includes washer and cotter pin for rear axles on 1989-up models, replaces 7987, 511. $\frac{5}{8}$ x 18 thread nut
VT No. 37-9032



Chrome Rear Axle Spring Clip replaces 510 spring clip used on all 1991-up, 5 pack.
VT No. 2042-5




Chrome Rear Axle Nut Kit is a custom hardware kit with installation instructions. Fits 1979-up.

VT No.	Type
8606-6	Acorn
8607-6	Cap



Chrome Rear Axle Nut and Washer Kit includes two extra thick washers, nut and lock washers for 1973-up, on square swing arms.

VT No.	Brand
8715-4	Colony
44-0520	V-Twin



Rear Axle Spacers for XL.

VT No.	Year	Side
44-0324	1955-78	Left
44-0421	1982-85	Left (Pair)
44-0427	1986-99	Both
44-0422	1979-81	Left
44-0424	1979	Right
44-0810	2004-07	Right and Left



DIY Universal Axle Spacer is constructed of stainless steel 6" long with $\frac{3}{4}$ " inner diameter are $1\frac{1}{8}$ " outside diameter, to be cut to length.

VT No. 44-0670



Rear Axle Adjuster Sets.

VT No. Years

44-0334 1979-84 with chrome end caps

44-0434 2005-08

44-0234 2009-up



Rear Chain Adjusters available in pairs with nuts. Fits 1952-78.


VT No. Finish

7703-2 Chrome

9020-2 Cadmium



Wheel Adjuster



Chrome Pyramid Axle Adjusters includes nuts.

VT No. Years Item

44-0251 1997-03 Blocks Only

44-0365 1979-96 Complete Kit

44-0366 1979-96 Blocks Only



Chrome Calibrated Rear Wheel Adjusters feature pyramid blocks with sight indicator to view calibrated adjuster bolt, for accurate and easy wheel alignment. Adjuster bolt is 1/2" rod with micrometer markings. Fits 1979-96.

VT No. 44-2011

Hub Rebuild



1955-78 XLH-XLCH

XLCH-XLH Rear Hub Rebuild

Kit for use on all model steel hubs 1955-78, complete with all parts Illustrated, everything necessary to install in a bare hub!

VT No. 44-0404



Hub Lock Nut Kit includes correct locknut spacer and seal for rear. Fits 1955-78.

VT No. 44-0412



Front Internal Hub Kit includes all internal parts for complete rebuilding of all alloy front hubs. Includes inner spacer, bearings, races seals and seal spacer matched for each year group. Hub is not included.

VT No. Type

44-0403 Drum

44-0311 Drum

44-0556 Drum

12-0906 Drum

44-0402 10" Disc

44-0401 11" Disc

44-0400 Dual Disc

44-0537 11" Disc

44-0611 11" Disc

Fits

1964-72 XL-XLH

Tube Spacer

Dust Shield

Snap Ring for Above

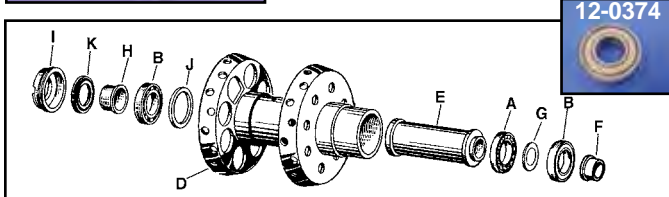
1973-only XL

1974-77 XL

1977-83 XL

1984-91 XL

2000-07 XL



Rear Hub Hardware fits 1952-78.

VT No. OEM

44-0404 Kit

45-0401 Cap

12-0305 9008

12-0374 9009

44-0533 9851

45-0301 41017-55C

44-0315 41185-63

44-1999 41195-52

44-0395 41195-63

44-0392 41196-55

44-0529 41201-55

44-0396 41205-52

14-0131 41210-55

Item

All Complete Hub Rebuild

Chrome Hub Cap

A Bearing without shield

B Bearing with shield

Grease Fitting, 10 pack

D Complete Chrome Hub

E Hub Spacer, each

F Brake side Washer 1954-62

G Brake side Washer 54-62, 10 pack

H Seal Spacer, each

I Locknut, Right Hand

J Bearing Washer, 10 pack

K Seal, 5 pack



2000-up Wheel Bearing fits front and rear.

VT No. OEM U/M

12-0592 9267 Each

44-0993 9267 Pair

12-0390 9247 Pair

12-0631 9276 Pair

Size

3/4"

3/4"

1"

25mm



Rear Double Row Retro fit wheel bearing kits for models with bearings. Double row wheel bearings eliminate wheel play, have a longer wear life, require no adjustment. Kit includes two bearings, center spacer and spacers.

VT No. Item Year

44-2995 Kit 1991-99

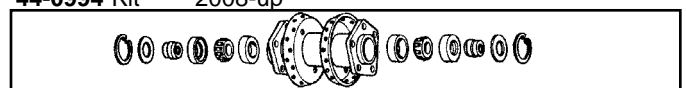
44-0921 Bearing Set Only

Replica Type

44-0991 Kit 2000-04

44-0992 Kit 2005-07

44-0994 Kit 2008-up



Rear Hub Rebuild Kits include all parts pictured less hub and internal bearing spacer. Fits 1979-up.

VT No. Fits

44-0460 1979-81

44-0461 1982-85

44-0462 1982-85

44-0453 1986-99

Wheel Type

Cast or Wire

Cast only

Wire only

Cast or Wire




Front Wheel Assembly for 35 and 39 mm Fork

Wheel Builders



Since 1969



2008-up XL with 39mm forks without ABS.

52-2035	—	19" Drop Center	2.50"
52-2036	—	21" Drop Center	2.15"
52-1030	—	23"	3.00"

2015-up XL with ABS.

52-2051	—	19" Drop Center	2.50"
52-2052	—	21" Drop Center	2.15"

2010-up Model "48" without ABS

52-1247	—	16"	3.00"
52-1290	Black	16"	3.00"
52-1031	—	23"	3.00"

Front Wheels on this page feature a chrome hub, unless noted as satin, with all internal bearings installed, choice of chrome or stainless spokes and chrome rim completely laced and trued.

Chrome Spokes	Stainless Spokes	Rim Diameter	Rim Width
Chr. Hub	Chr. Hub		

1973 Only XL with single disc. Fits 35mm forks.

52-0158	—	19" Drop Center	2.50"
52-0174	—	21"	1.85"

1974-77 XL Clover Type with single disc. Fits 35mm forks.

52-0165	52-0817	19" Drop Center	2.50"
52-0161	—	21"	1.85"

1974-77 XL Clover Type with single disc satin hub. Fits 35mm forks.

52-0187	52-0188	19" Drop Center	2.50"
52-0189	—	21"	1.85"

1978-83 XL with dual disc. Fits 35mm forks.

52-0155	52-0818	19" Drop Center	2.50"
52-0151	52-0819	21"	2.15"
52-1025	—	23"	3.00"

1984-99 XLH-XL with single/dual disc. Fits 35 and 39 mm forks.

52-0170	52-0827	19" Drop Center	2.50"
52-0171	52-0828	21"	2.15"
52-1024	—	23"	3.00"

1984-99 XLH-XL with single disc. Fits 35mm and 39mm forks.

52-0190	52-0192	19" Drop Center	2.50"
52-0191	52-0193	21"	2.15"
52-1024	—	23"	3.00"

2000-07 XL with 39mm forks and 3/4" axle, XL Standard Hugger

52-1086	52-1087	19" Drop Center	2.50"
52-1088	52-1089	21"	2.15"
52-2023	52-2024	21" Dual Disc	2.15"
52-1212	—	23"	3.00"

Twirled Spoke Wheels



Twirl
Spoke
Detail

Wheels with Twirled Spokes include a chrome hub with internals, rim and twirled chrome spokes assembled.

VT No.	Fits	Type	Width
Front			
52-0845	1984-99	19" Dual	2.50"
52-0973	2000-07	19" Dual/Single	2.50"
52-0943	1984-99	21" Dual/Single	2.15"
52-0974	2000-07	21" Dual/Single	2.15"
52-0860	1974-77	19" Single	2.50"
52-0846	1977-83	19" Dual/Single	2.50"
52-0944	1977-83	21" Dual/Single	2.15"
Rear			
52-0177	1982-85	16"	3.00"
52-0865	1954-78	16"	3.00"
52-0883	1979-81	16"	3.00"
52-0842	1986-99	16"	3.00"
52-0851	As Above	16"	4.00"
52-0976	2000-2004	16"	3.00"
52-0978	2000-2004	16"	4.00"

Model "48" Conversion



16" Rear
Chrome Profile
Laced Wheel
fits 2005-07 XL
883C and XL
1200C models.
VT No. 52-0665



Rear Chrome
3 Spoke 16"
Cast Wheels
include bearings
and spacers.
Fits 2000-2004.
VT No. 52-1015

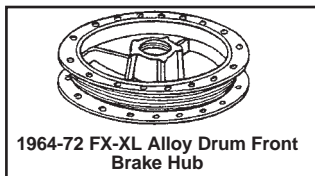


VT No.	Item
24-1037	Tree Set
44-0747	Axle
52-1247	Wheel
50-1215	Raw Fender

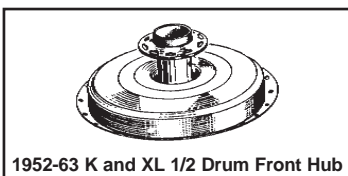


Model "48" Components to install 16" wheel on XLH models.

Rim and Spoke




1964-72 FX-XL Alloy Drum Front Brake Hub



1952-63 K and XL 1/2 Drum Front Hub

Above Hubs are shown for reference only



K & XL Rim and Spoke Application Chart.

Front Rims				Recommended Spoke Sets	
V-Twin	Fits	Size	Type /Finish	Chrome	Stainless
52-0946	52-56 K	18"	Steel/Chrome	—	45-0708
52-1018	52-56 K 57-59 XL	18"	Steel/Chrome	—	—
52-0969	52-56 XL	19"	Steel/Chrome	—	45-0707
52-0977	64-72 XL	19"	Drop Center/ Chrome	45-0622	45-0657
52-0965	64-72 XL	19"	Steel/Chrome	45-0604	45-0658
52-0700	73-up XL	19"	Drop Center/ Chrome	45-0631	45-0714
Rear Rims				Recommended Spoke Sets	
52-0707	65-78 XL	18"	Drop Center/ Chrome	45-0610	45-0656
Front or Rear Rims				Recommended Spoke Sets	
52-1023	10-up XL	16"	Drop Center/ Black	45-0722	—

Wheel Builders



Rear Wheel Assembly



Since 1969

Wheels for Sportster models are laced, trued and include bearings installed. 3.0 rims accept 130-140 tire, 4.0" and 4.5" accept 150-180 tires



Wheels for Sportster.

Chrome Spokes	Stainless Spokes	Rim Diameter	Rim Width
1954-78			
52-0172	52-0807	16"	3.00"
52-0142*	—	16"	4.00"
52-0884	52-0885	18"	2.15"
52-0890	52-0891	18"	2.50 Drop Center
*Note: For Rigid Frame			
1979-81			
52-0167	52-0808	16"	3.00"
1982-85			
52-0168	52-0809	16"	3.00"
1986-99			
52-0176	52-0810	16"	3.00"
52-0861*	52-0862*	16"	3.00"
52-0935*	52-0936*	16"	4.00"
52-0775	—	18"	4.50"
2000-2004			
52-1080	52-1082	16"	3.00"
52-1081	52-1083	16"	4.00"
52-0777	—	18"	4.50"
2005-2007			
52-1099	52-1098	16"	3.00"
52-0665	—	16"	3.00"
52-0913	52-0912	16"	4.00"
52-0779	—	18"	4.50"
2008-up			
52-0789	—	16"	3.00"
52-1246	—	16" Black Rim	3.00"
2015-up with ABS			
52-2053	—	16"	3.00"

*Note: Deluxe Wheels feature RDC Rim.

XL



Hustler Series 1952-78



47-0462		47-0578	
VT No.	Style/Color	VT No.	Style/Color
47-0462	Black Flame	47-0578	Purple Flame
47-0590	Teal Flame	47-0575	Yellow Flame
47-0582	Aqua Flame	47-0570	Red Flame



47-0856 47-0852 47-0470



Invictor Gunfighter Saddles feature sewn inlay of colored flames on rear pad area with matching flame stitch and thread in front driver area. Original style includes textured top panel in driver area and silver chrome accent to separate the driver and tail area.



Chrome Rear Seat Tab. Fits 1979-96.
VT No. 31-4018



Invictor Flatlander Saddles feature low frame hugging design.
2007-up 2004-06 Style
47-0884 — Cobra
— 47-0864 Button

2004-06	1979-03	Color/Style
47-0851	—	Black Flame
47-0856	—	Yellow Flame
47-0855	—	Purple Flame
47-0857	—	Orange Flame
47-0852	—	Teal Flame
47-0854	47-0470	Aqua Flame



Seat Mount Pins available as quick release push pin in stainless steel in natural finish with O-Ring and extra stud. Thread into existing seat mount hole with 1/4 - 28 threads. Replacement pin available for 37-8902.

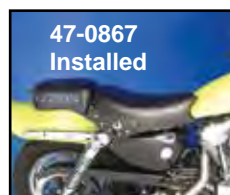
VT No.	#	Type
37-8902	A	Quick Release with Pin
37-9179	B	Chrome Knob
31-0348		Kit



MKI Invictor Series Seat features Naugahyde construction as noted, fits 2004-06.
VT No. 47-0875



Invictor Series Saddles fit 2004-06 XL models.
VT No. Type
47-0990 Bucket
47-0861 Smooth

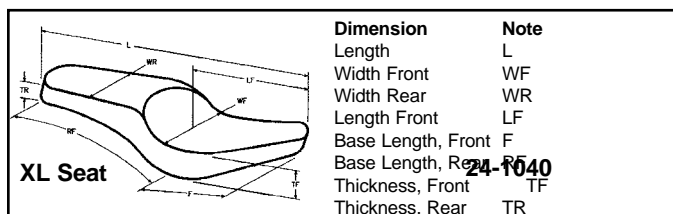



Invictor Smoothie Saddles are a solo and pad on a single piece steel baseplate.

Original	Original Leather	Chrome Spot	Black Spot	Year
47-0866	47-0865	47-0867	47-0868	2004-06



Voyager Series for 2004-up XL's feature full comfort design for the longest ride.
VT No. 47-0270





47-0788 Installed



Leather Solo Saddles are frame mounted to fit stock 2004-06 models.
VT No. 47-0756



Classic Black Solo features premium Naugahyde with skirt decorated with midnite spots, order seat pad or fender tail available separately. Fits 2004-06
VT No. 47-0881


Spring Mount Leather Solos and Mount Kits are listed in the Multi Fit section.




31-0213




31-0439



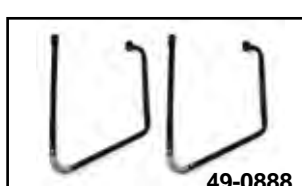
31-9909



31-9924



31-9951



49-0888

XL Chrome Saddlebag Supports are designed to fit the contour of the fender struts and protect your bags from the brake caliper and swing arm.

VT No.	Year	Note
31-0213	1952-78	
31-0439	1979-81	
31-9909	1982-93	1
31-9924	1994-03	2
31-9951	2004-up	
49-0888	Black	All
49-0889	Chrome	All

Note 1: Requires 31-9913 Signal Relocation Kit for 1982-89 models. Require signals to be moved to rear fender strut mounting hole.

Note 2: Requires 31-9925 Signal Relocation Kit




49-0889

Solo for XL Frame Mount Type



47-0723



47-0723 Installed



47-0789 Installed

Contour Solo Seat fits XL models and bolts on.

VT No. Year

47-0788 1982-03

47-0723 2004-up

47-0789 2004-06, 2010-14

Saddlebag Support



31-9913



31-9925

Directional Signal Relocation Kits includes special hardware and extension for models listed to provide clearance for saddle bags.

VT No.	OEM	Fits
31-9913	90504-82A	1979-89
31-9925	68471-94A	1994-2003



Solo




47-0134 shown with 50-0246 luggage rack



Bates Style Solo VT No. 47-8655 Shown Mounted



47-0131




47-0130 Installed



Rigid Frame Solo Seat and Mount Kit includes chrome 3" hairpin springs. Mount kit and seat are also sold separately.


VT No.	Item
47-0130	Seat Kit
31-0608	Mount Kit Only
47-0110	Replica Seat Only



47-0119 Installed

Rigid Seat Kit includes 3" springs and solo seat.

VT No.	Item
47-0119	Seat Kit
31-4043	Mount Kit Only
47-0110	Seat Only



Leather Solo Seat Kits for XL models includes K-model seat, chrome 2" springs and mount hardware. 47-0134 includes frame cover.

VT No.	Item	Cover
47-0131	1952-78	—
47-0132	1979-81	—
47-0133	1982-2003	42-0979
47-0134	2004-06	Included



47-0152



Black Solo Seat Kit fits Big Twin and XL Rigid frames. Includes mount kit with hair pin springs included.

VT No. 47-0152

Luggage Rack



Chrome Bolt On Luggage Racks mount to rigid side straps of sissy bar for 2004-up XL's.

VT No. Item

50-0589 Rack

50-0847 Side Plates



Detachable Luggage Rack fits 2004-up XL models. Order hardware and latch kit separately.

VT No. Item

50-1550 Rack

50-1622 Mount Kit

50-1564 Cpt Kit w/hardware & latch

50-1558 Latch Kit



Docking Hardware fits 2004-up XL.

VT No. Item

50-1527 Stud Set for Detachable Saddlebags Only


50-1558 Rotary Latch Kit, chrome

50-1559 Rotary Latch Kit, black

31-1304 Bushings (2), wide style, rubber between chrome ends

31-1315 Bushing Set, rubber installed between chrome ends

50-1512 Stainless Steel Bushing Set (4)



Tool Kits for XL models.

VT No. Year

16-0849 1957-70

16-0846 1977-84

16-0746 1986-up

Chrome Luggage Racks for XL's measure 6" x 8" for fender mounting and for loads of 10 pounds or less.

VT No.	Fits	Seat
50-1018	1979-2003	Two Passenger
50-2015	1994-2009	Solo
50-0235	1985-2003	Solo
50-0239	2004-2009	Stock Solo
50-0246	2004-up	Stock Solo




national cycle Windshield



Low Boy Heavy Duty. Light tint D.O.T. approved hardware sold separately. Fits 1957-up. For 35mm Fork Legs order VT No. 28-0335 bushings **in addition** to mounting kit.

VT No.	Item
51-0330	Shield
31-9930	Mounts
28-0335	Rubber Bushing



Deflector Screen Lexan. Features Rake Adjust and Quickset hardware. Super tough Lexan hardcoated polycarbonate. Fits all 1957-up.

Size:
H: 14¾"
W: 15"

Light or medium tint. DOT and TUV approved. Hardware packaged with windshield.

VT No.	Tint
51-0244	Medium
51-0245	Light



Ranger Heavy Duty. Low Profile and narrow proportions. Light Tint, DOT and TUV approved. Approved for night use. Hardware sold separately. Fits all 1957-up XL. Mounting Kit VT No. 31-9930 required. For 35mm Fork Legs order VT No. 28-0335 bushings **in addition** to mounting kit.

Size:
H: 13½"
W: 16½"
VT No. 51-0246



National Cycle Wave QR Windshield manufactured from dark tint polycarbonate that features free flowing lines, adjustable rake partitioning and quick release mounting. Order mounting hardware separately. Fits 1996-up XL.

VT No.	Mounting Hardware
51-0283	31-9936




Streetshield. Contoured to enhance wind protection. Features 4 point ball socket mount. Fits 1957-up XL.

Size:
H: 17"
W: 16½"
VT No. 51-0324 Smoke




Streetshield Ex. Features 4 point ball socket mount with Quikset hardware.

Size:
H: 18"
W: 19¼"
DOT approved.
VT No. 51-0325 Smoke
Fits all: XL 1957-2000



Custom Heavy Duty. Taller and slightly wider than the Ranger. A trim and lean custom look. Light Tint, DOT approved. Approved for night use. Hardware sold separately. Fits all 1957-up XL. Mounting Kit VT No. 31-9930 required. For 35mm Fork Legs order VT No. 28-0335 bushings **in addition** to mounting kit.

Size:
H: 19" to 21"
W: 18¾"
VT No. 51-0248



National Cycle Spartan Quick Release Windshield features a full size quantum clear hand coated polycarbonate windshield, quick release hardware and a black powder coated mounting frame. Available in 16¼" and 18½" heights which is measured from head lamp cut-out to top of shield.

VT No.	Height	Fits	Mounting Hardware
51-0288	16¼"	1996-10	31-9936
51-0289	18½"	1996-10	31-9936



Flyscreen LS. Small windshield with a very custom appearance. Triple chrome front plate. Flush counter sunk hex bolts. Fits all 1957-up.

Size:
H: 8½"
W: 9¾"
DOT and TUV approved. Approved for night use. Hardware packaged with windshield.
VT No. 51-0243 Bronze Tint
Bracket Set fits 1957-78 XL.
VT No. 49-0879